

# ANNUAL REPORT & ACCOUNTS 2021-2022



**BHARAT COKING COAL LIMITED**  
(A Mini Ratna Company)



**Strengthening India's  
Energy Security**



# ANNUAL REPORT

## 2021-22

**BHARAT COKING COAL LIMITED**  
A MINI RATNA COMPANY

# CONTENT

**005**

Vision & Mission Statement

**006**

Notice

**008**

Management During the year

**009**

Bankers & Auditors

**011**

Board of Directors

**012**

Chairman's Statement

**015**

Operational Statistics

**026**

Director's Report

**123**

CSR Report

**136**

R&D and Report on Corporate Governance

**142**

Management Discussion and Analysis Report

**150**

CEO And CFO Certification

**156**

Statutory Auditor's Report and replies of Management

**203**

Comptroller & Auditor General of India Report

**205**

Secretarial Auditor's Report

**209**

Balance Sheet

**211**

Profit & Loss Account

**213**

Statement of flow of Cash and Cash Equivalent

**215**

Statement of changes in equity

**217**

Corporate Information

**219**

Significant Accounting Policy

**220**

Notes to Balance Sheet

**005**

Notes to Profit & Loss Account

**006**

Regulation 33 of the SEBI

**008**

Additional Notes on Accounts

**009**

Other Details (Enclosures)



## *Vision*

The vision of Bharat Coking Coal Limited (BCCL) is to emerge as a global player in the primary energy sector committed to provide energy security to the country by attaining environmentally & socially sustainable growth through best practices from mine to market.



## *Mission*

The Mission of Bharat Coking Coal Limited (BCCL) is to Produce and market the planned quantity of Coal and coal products efficiently and economically in an eco-friendly manner with due regard to Safety, Conservation and Quality.



**भारत कोकिंग कोल लिमिटेड**  
**BHARAT COKING COAL LIMITED**  
(A Mini Ratna Company)  
(A Subsidiary of Coal India Ltd.)  
(www.bcclweb.in)

पं.का. :- कोयला भवन कोयला नगर,  
धनबाद - 826005  
Regd. Off: Koyla Bhawan, Koyla Nagar  
Dhanbad - 826005  
CIN: U10101JH1972GOI000918  
दूरभाष : 0326-2230190  
ई-मेल : cos.bccl@coalindia.in

**बोर्ड सचिवालय /Board Secretariat**

Ref. No. BCCL:CS:F-AGM/2022/143

Dated: 22.07.2022

**Revised Notice of 51<sup>st</sup> AGM of BCCL**

Due to some unavoidable circumstances, the 51<sup>st</sup> Annual General Meeting of Bharat Coking Coal Limited which was scheduled to be held on 25<sup>th</sup> July (Monday) 2022 at 11:30 A.M stands postponed and now will be held on 26<sup>th</sup> July (Tuesday) at 10.30 A.M. Other terms and conditions of the notice will remain unchanged.

Inconvenience caused is deeply regretted.

By Order of the Board

**(B.K. Parui)**

Company Secretary

Copy to:

- i. All Directors of BCCL
- ii. M/s N.C. Banerjee & Co., Chartered Accountants, Statutory Auditor
- iii. M/s JK Das & Associates, Company Secretaries, Secretarial Auditor
- iv. M/s Sanjiban & Co., Cost Auditor



भारत कोकिंग कोल लिमिटेड  
**BHARAT COKING COAL LIMITED**  
(A Mini Ratna Company)  
(A Subsidiary of Coal India Ltd.)  
(www.bcclweb.in)

पं.का. :- कोयला भवन कोयला नगर,  
धनबाद - 826005  
Regd. Off: Koyla Bhawan, Koyla Nagar  
Dhanbad - 826005  
CIN: U10101JH1972GOI000918  
दूरभाष : 0326-2230190  
ई-मेल : cos.bccl@coalindia.in

## बोर्ड सचिवालय /Board Secretariat

Ref. No.BCCL:CS:F-AGM/2022/139

Dated:19.07.2022

### NOTICE

Notice is hereby given to the Shareholders of Bharat Coking Coal Limited that the 51<sup>st</sup> Annual General Meeting of Bharat Coking Coal Limited will be held at its Registered Office, Koyla Bhawan, P.O. Koyla Nagar, Dhanbad on Monday the 25<sup>th</sup> July, 2022 at 11.30 AM through Video Conference (VC)/ Other Audio Visual Means (OAVM) to transact the following businesses:

#### ORDINARY BUSINESS

1. To consider and adopt the Audited Financial Statements of the Company for the financial year ended 31<sup>st</sup> March, 2022 including the Audited Balance Sheet as at 31<sup>st</sup> March, 2022 and Statement of Profit & Loss for the year ended on that date together with the Reports of Board of Directors, Statutory Auditor and Comptroller & Auditor General of India thereon.
2. To appoint a Director in place of **Shri Samiran Dutta**, DIN No. 08519303 who retires by rotation in terms of Section 152(6) of the Companies Act 2013 and being eligible, offers himself for re- appointment.
3. To appoint a Director in place of **Shri PVKR Mallikarjuna Rao**, DIN No. 08753287 who retires by rotation in terms of Section 152(6) of the Companies Act 2013 and being eligible, offers himself for re- appointment.

#### SPECIAL BUSINESS

##### ITEM NO. 4.

To consider and if thought fit, to pass with or without modifications, the following resolution as **Ordinary Resolution**:

**Resolved that** pursuant to the provisions of Section 148(3) of the Companies Act, 2013 read with rule 14 of the Companies (Audit and Auditors) Rules, 2014 (including any other statutory modification(s) or re-enactment thereof for the time being in force), the remuneration of Cost Auditors for the financial year 2021-22 (excluding of out of pocket expenses limited to 50% of total fees) of ₹20,85,000.00 (Rupees twenty lakh eighty five thousand only) and taxes to be paid extra, as approved by the Board of Directors of the Company in its 382<sup>nd</sup> Board Meeting held on 15.09.2021 vide item no. 382.PoT(4) be and is hereby ratified.

#### REGISTERED OFFICE:

Koyla Bhawan, P.O.: Koyla Nagar, Dist.: Dhanbad  
Dated: 19.07.2022

By Order of the Board

**(B.K. Parui)**

Company Secretary

## NOTE

1. Considering the present Covid-19 pandemic, the Ministry of Corporate Affairs (“MCA”) vide its circular dated May 05, 2022 read together with circulars dated May 05, 2020, April 08, 2020, April 13, 2020 and January 13, 2021, December 08, 2021 and December 14, 2021 (Collectively referred to as has “MCA Circulars”) has permitted convening the Annual General Meeting (“AGM”/ “Meeting”) through Video Conferencing (“VC”) or Other Audio Visual Means (“OAVM”), without the physical presence of the members at a common venue. In accordance with the MCA circulars and provisions of the Companies Act, 2013 ('The Act'), the AGM of the company is being held through VC/OAVM. The deemed venue for the AGM shall be the Registered Office of the Company.

For attending meeting through VC or OAVM, link shall be provided from the authorised email id of the Company well in advance and the facility for joining the meeting shall be kept open at least 15 minutes before the time scheduled to start the meeting and shall not be closed 15 minutes after such scheduled time.

2. Members are also requested to accord their consent for convening the meeting at a shorter Notice under section 101 of the Companies Act, 2013 / as per Articles of Association of Company.
3. Since, this AGM is being held through VC/ OAVM pursuant to the MCA Circulars, physical attendance of members has been dispensed with. Accordingly, the facility for appointment of proxies by the members will not be available for the AGM and hence the Proxy Form and Attendance Slip are not annexed hereto.
4. Pursuant to the provision of Section 171(1)(b) and 189(4) of the Companies Act, 2013, the registers required to be kept open for inspection at every Annual General Meeting of the company, shall be accessible during the continuance of the meeting to any person having the right to attend the meeting.
5. A statement pursuant to Section 102(1) of the Act, relating to the Special Business to be transacted at the AGM is annexed hereto as “**Annexure A**”.
6. Details of Director retiring by rotation and seeking re-appointment at this meeting are provided in the “**Annexure B**”.

Copy to:

- i. All Directors of BCCL
- ii. M/s N.C. Banerjee & Co., Chartered Accountants, Statutory Auditor
- iii. M/s JK Das & Associates, Company Secretaries, Secretarial Auditor
- iv. M/s Sanjiban & Co., Cost Auditor

**Explanatory statement pursuant to Section 102 of the Companies Act, 2013**

As required under Section 102 of the Companies Act, 2013, the following explanatory statement sets out all material facts relating to the business mentioned under Item No. 4 of the accompanying notice dated 19.07.2022.

**Item No. 4**

**Ratification of the remuneration of Cost Auditor appointed by the Board u/s 148 of Companies Act, 2013**

The Board of Directors approved the appointment of Cost Auditors of the Company for the Financial Year 2021-22 vide item no. 382.PoT(4) in its 382nd Board Meeting held on 15.09.2021. The Board also approved the remuneration (excluding of out of pocket expenses limited to 50% of total fees) of the Cost Auditors for the financial year 2021-22 pursuant to Section 148 of the Companies Act, 2013 read with Rule 14 of the Companies (Audit and Auditors) Rules, 2014, the remuneration of the Cost Auditors recommended by the Audit Committee and approved by the Board of Directors needs to be ratified subsequently by the Shareholders.

The Board of Directors approved the remuneration of Cost Auditors for ratification by the shareholders of the Company.

None of the Director, Key Managerial Personnel of the Company or their relatives is concerned or interested (financial or otherwise) in the said resolution except to the extent of shares held by them in the Company.

**Annexure B**
**Details of Directors retiring by rotation & seeking re-appointment at the Annual General Meeting-**

In compliance of Secretarial Standard on General Meeting (“SS-2”), the requisite details of Directors seeking re-appointment in Annual General Meeting is as tabulated below-

<b>Name and designation of Director</b>	<b>Shri Samiran Dutta Chairman cum Managing Director and Director (F)- Additional Charge</b>	<b>Shri PVKR Mallikarjuna Rao, Director (Personnel)</b>
DIN	08519303	08753287
Date of Birth	20.08.1965	01.08.1962
Nationality	Indian	Indian
Date of Appointment in the Board	18.07.2019	01.06.2020
Terms and conditions of appointment/ re-appointment and details of remuneration sought and remuneration last drawn	As per appointment letter issued by Ministry of Coal, GOI	As per appointment letter issued by Ministry of Coal, GOI
Qualification and Experience	Associate Member of the Institute of Chartered Accountants of India	B.Com, P.G. Diploma in PM&IR
Shareholding in the company	1 (One) Equity Share of ₹ 1000 each/ Nominee Shareholder of Coal India Limited	NIL
Relationship with other Directors, Manager and Other KMP	NIL	NIL
No. of Meeting of Board attended during the year 2021-22	11	11
List of Directorship held in other Companies	NIL	Additional Charge of Director (Personnel) in Central Coalfields Limited.
Chairman/ Membership of other Committee in BCCL	Audit Committee of BCCL	CSR Committee, Risk Management Committee of BCCL



# MANAGEMENT DURING THE YEAR 2021-22

## CHAIRMAN-CUM-MANAGING DIRECTOR

Shri Samiran Dutta : (From 28.12.2021; continuing)  
Shri P. M. Prasad : (From 01.02.2021 to 28.12.2021)  
:

## FULL TIME DIRECTORS

Shri J P Gupta : Technical (From 01.04.2021 to 05.02.2022)  
Shri Samiran Dutta : Finance (From 18.07.2019 ; continuing)  
Shri Chanchal Goswami : Technical (From 04.11.2019 to 28.02.2022)  
Shri PVKR Mallikarjuna Rao : Personnel (From 01.06.2020; continuing)  
Shri Sanjay Kumar Singh : Technical (From 05.02.2022; continuing)

## PART TIME DIRECTORS

Shri B. Veera Reddy : D (T), CIL, Kolkata  
(From 24.02.2022; continuing)  
Shri Binay Dayal : D (T), CIL, Kolkata  
(From 09.11.2017 to 31.01.2022)  
Shri Anandji Prasad : Project Adviser, Ministry of Coal,  
Govt. Nominee (From 03.01.2022; continuing)  
Shri B.P.Pati : Joint Secretary, Ministry of Coal,  
Govt. Nominee (From 03.10.2018 to 03.01.2022)

## INDEPENDENT DIRECTORS

Shri Narendra Singh : (From 10.07.2019; continuing)  
Smt. Shashi Singh : (From 01.11.2021; continuing)  
Shri Alok Kumar Agrawal : (From 01.11.2021; continuing)  
Shri Satyabrata Panda : (From 01.11.2021; continuing)  
Shri Ram Kumar Roy : (From 31.12.2021; continuing)

## **BANKERS & AUDITORS**

### **BANKERS**

STATE BANK OF INDIA  
BANK OF INDIA  
CANARA BANK  
UNION BANK OF INDIA  
UCO BANK  
BANK OF MAHARASHTRA  
BANK OF BARODA  
PUNJAB NATIONAL BANK  
INDIAN BANK  
KOTAK MAHINDRA BANK  
ICICI BANK  
HDFC BANK  
AXIS BANK

### **AUDITORS**

STATUTORY AUDITORS  
**M/s. N.C. BANERJEE & CO.**  
Chartered Accountants, Bokaro

### **BRANCH AUDITORS**

**M/s. Sushil Kumar Sharma & Co.**  
Chartered Accountants, Ranchi

**M/s. AMOL & ASSOCIATES**  
Chartered Accountants, Dhanbad

**M/s. V ROHATGI & CO.**  
Chartered Accountants, Ranchi

**M/s. K L Banerjee & Co.**  
Chartered Accountants, Dhanbad

M/s. Dutta P Kumar & Associates  
Chartered Accountants, Giridih

**M/s. R K J S & CO LLP.**  
Chartered Accountants, Dhanbad

**M/s S GUHA & ASSOCIATES**  
Chartered Accountants, Dhanbad

**M/s. ADD & ASSOCIATES**  
Chartered Accountants, Kolkata

### **SECRETARIAL AUDITOR**

**M/s. JK DAS & ASSOCIATES, KOLKATA**  
Company Secretaries



### **INTERNAL AUDITORS**

#### **M/s Guha Nandi & Co.**

Chartered Accountants, Kolkata

#### **M/s D. N. Dokania & Associates**

Chartered Accountants, Dhanbad

#### **M/s RKP Associates**

Chartered Accountants, Silchar

#### **M/s M C Bhandari & Co.**

Chartered Accountants, Kolkata

#### **M/s KASG & Co.**

Chartered Accountants, Dhanbad

#### **M/s H.P. Jhunjhunwala & Co.**

Chartered Accountants, Kolkata

#### **M/s S K Mallick & Co.**

Chartered Accountants, Kolkata

#### **M/s DBK Associates**

Chartered Accountants, 24 Pargana (S)

#### **M/s VK Jindal & Co.**

Chartered Accountants, Ranchi

#### **M/s De Chakraborty & Sen**

Chartered Accountants, Kolkata

#### **M/s Pranab Ghosh & Associates**

Chartered Accountants, Hooghly

#### **M/s K B D S & Co.**

Chartered Accountants, Delhi

#### **M/s GGM & Co.**

Chartered Accountants, Kolkata

#### **M/s SARC & Associates**

Chartered Accountants, New Delhi

### **COST AUDITORS**

M/s Sanjiban & Co., Dhanbad

M/s Tilak Khare & Co., Lucknow

M/s S Shekhar & Co., Delhi

# MANAGEMENT AS ON 18 JUNE, 2022

## CHAIRMAN-CUM-MANAGING DIRECTOR AND DIRECTOR (FINANCE)-ADDITIONAL CHARGE



Shri Samiran Dutta

### WHOLE TIME DIRECTOR(S)



Shri Sanjay Kumar Singh  
Director (Technical)



Shri P V K R Mallikarjuna Rao  
Director (Personnel)

### PART TIME DIRECTOR(S)



Shri B. Veera Reddy  
Director (T), CIL, Kolkata



Shri Anandji Prasad  
Project Advisor, Ministry of Coal, Govt. Nominee

### INDEPENDENT DIRECTOR(S)



Shri Alok Kumar Agrawal



Smt. Shashi Singh



Shri Narendra Singh



Shri Satyabrata Panda



Shri Ram Kumar Roy

### COMPANY SECRETARY



Shri Bani Kumar Parui



# CHAIRMAN'S STATEMENT

## Dear Shareholders,

It gives me immense pleasure to welcome you to the 51<sup>st</sup> Annual General Meeting of the company which marks the end of an eventful financial year, as well as completion of fifty years (1972-2022) of service to the Nation by Bharat Coking Coal Limited (BCCL).

The Report of the Directors, Audited accounts for the financial year 2021-22 combined with the report of the Statutory Auditors, Secretarial Auditors and the report and review of the Comptroller and Auditor General of India were already circulated to you and with your permission, I would like to take them as read.

We began the Year 2021-22 amidst a challenging environment created by the pandemic. Despite the challenges, we were able to achieve both coal production and off-take target set for the year.

During the year, your company took many strategic decisions in marketing and sales area to augment the dispatch and improve the realization from customers. As a result, the company was able to achieve a life time record of net sales realization of ₹ 15,900 crores, a growth of 98% over immediately preceding year resulting in reduction of outstanding dues from customers significantly from ₹ 3500 crores at the beginning of the year to ₹ 1300 crores at the end of the financial year. This enabled the company to repay the borrowings of about ₹ 2100 crores, which had to be resorted to during the pandemic. With continuous effort and cooperation of all the stakeholders, your company earned profits during the year and improved the net worth by ₹ 184.96 crores which stood at ₹ 3273.77 crores as at 31st March 2022.

## 1. PERFORMANCE OVERVIEW

During the year, the company achieved production of 30.51 MT against the target of 30.00 MT and Off-take of 32.25 MT against the target of 32.00 MT. The Total income of the company during the financial year was ₹10579.83 crores against ₹6749.57 crores during the immediately preceding year. We were also able to achieve the CAPEX of ₹ 864.50 crores surpassing the target of ₹ 850 crores set for the year. Riding on the spurt in demand the Sales (Net of statutory levies) during the year increased by ₹ 3295.78 crores from ₹ 6149.81 crores to ₹ 9445.58 crores (a growth of 53.59%). The company thereby earned a net profit (PAT) of ₹ 111.62 crores against the net loss of ₹ 1202.48 crores in 2020-21.

During the year the company has supplied washed coal of 1.17 Mill Te from 0.76 Mill Te in previous year registering a staggering growth of 54 %. A new washery, Madhuband with a capacity of 5.0 Mill Te Per annum (MTPA) has been inaugurated by the Hon'ble Minister of Coal, Mines & Parliamentary Affairs, Govt. of India, and is currently under trial run.

**Several other milestones achieved during the year, worth mentioning are as below:**

- Highest coal production & off-take in last 3 years.
- Highest ever dispatch of 48 rakes on a single day on 25<sup>th</sup> March 2022 with record quantity of 1.88 L Te off-take.
- WJ Area (the flagship coking coal UG Mine) achieved:
  - Highest production in a day (4500 Te)
  - Highest dispatch in a day (4724 Te)
  - Maximum Cut from Long wall (9 cuts)
  - Highest production in a month (93,550 Te)
  - Highest production in a year (5,93,641 Te)

The above performance of the company is poised to improve further in the coming years with focus being in identification of new patches for production through contractual means, establishing new washeries under BOM (Build-Operate-Maintain) model, and renovation of existing washeries under ROM (Renovate-Operate-Maintain) model. In this direction several steps taken by the company can be illustrated as below:

- i. 16 nos. Hired Patches with coal reserves of 45.5 million tones & annual capacity of 12.4 million tonnes were identified during 2021-22 and are under different stages of execution.
- ii. Tendering for Kapuria UG (1.83 MTY capacity) under MDO mode.
- iii. Construction of three new washeries namely, 2.5 MTPA Patherdih washery (under construction), 2.0 MTPA Bhojudih washery (under construction) and 2.5 Moonidih washery (under tendering).
- iv. Renovation of existing Madhuband and Moonidih washeries under ROM, both are under tendering process.

During the year under consideration the company has also entered into a Revenue sharing agreement with M/s Prabha Energy Pvt Ltd for extraction of CBM from Jharia CBM Block-I which will unlock new avenues for the company in the coming years for diversification and sustainable development.

**2. EMPHASIS ON QUALITY**

BCCL has always been concerned with meeting the expectations of the customers for getting the coal conforming to the declared grade. And in its endeavor to meet this expectation BCCL has successfully implemented third Party sampling at all loading points for all customers in respect of all modes of coal dispatch. An SOP (Standard Operating Procedure) in this respect has also been implemented throughout BCCL for maintenance of grade of coal.

This has resulted in 82% of coal supplies being conformed to Grade during the year as compared to 65% during the previous year. And also the grade confirmation of BCCL for FY 2021-22 (till date) is **highest among all the subsidiaries** of Coal India Limited.

**3. INTRODUCTION OF SAP (SYSTEM ANALYSIS PROGRAMME)**

Coal India has implemented SAP based ERP solution across all the subsidiaries and BCCL is in the 2<sup>nd</sup> phase of implementation with the go-live date being 1<sup>st</sup> August, 2021. Systems department in co-ordination with M/s Accenture, the System Integrator for SAP implementation in BCCL, has successfully implemented all the seven modules as under:

- i. **FICO** – Recording of all financial transactions
- ii. **MM Module** - Generating Purchase Requisitions, Purchase Orders, Transfer of materials, creation of service entry sheets, etc
- iii. **PM Module** - Used by Excavation, E&M and Washery Construction Departments for keeping maintenance order, configuration for Survey Off (Technical) in Production System, HEMM Running hours, preventive maintenance for HEMM etc.

- iv. **SD Module** – Generation of all types of Sale Orders and Contracts
- v. **PP Module** - Used in all the Mines and Washeries for recording production.
- vi. **Project System** – Creation of Project definition and Work Breakdown Structure for Projects under development.
- vii. **Human Capital Management** – Maintenance of all personnel information

#### 4. SAFETY MEASURES

Safety of Mine and miners remains top priority in the agenda of BCCL. BCCL lays as much importance on Safety aspects as it does on its performance parameters. The primary concern of BCCL is to safeguard its prime assets - Men, Mines and Machines. In BCCL, safety norms are viewed holistically to make all mining operations safe and hazard free. For achieving the target of 'Zero Accident', your company prepares, plans and equips itself on regular basis.

During the year 2021-22, there has been significant reduction in fatal accidents & fatalities. Total fatalities were confined to just 1 as against 5 during the previous year. Further there has also been considerable reduction in incidents of serious accidents & injuries over the previous year. For ensuring the safety of Men, Mines and Machines, various preventive measures have been undertaken such as:

- i. Deployment of statutory persons for supervision, management, direction and control of mining activities as per provision of statute and as per the requirements of permission granted by DGMS.
- ii. Inspections of mines by Safety committee & workmen's inspectors.
- iii. Backshift inspections of mines by ISO officials.
- iv. Surprise inspection of mines by ISO officials.
- v. Compliance of violations pointed out by DGMS, ISO and other agencies etc.

**The safety performance of the company is also being appraised to Board of Directors regularly.**

Special Drives were undertaken during the year 2021-22 to improve the Status of Implementation of Road Map on Safety Culture & Climate which includes activities like Personal Health Counselling of senior employees, safety awareness program & health check-up, assessment of preparedness to mitigate danger due to fire in Feeder breaker, electrical sub-stations & other vulnerable points of mining operation, assessment of efficacy of LOTO ( Lock Out Tag out) System & Shutdown Processes in Electrical stations etc.

#### 5. ECOLOGY AND ENVIRONMENT

Safeguarding the environment to maintain ecological balance with conservation of flora and fauna is embedded in the business philosophy of the Company. Your company has taken several steps to provide clean environment in and around coal mines through implementation of various environment friendly initiatives.

Your company, along with development of the natural forests, has also been developing eco-parks over the degraded mined out areas and OB dumps and BCCL has emerged as the pioneer in the mining industry in establishing Eco-Parks. During the period the company has achieved Biological reclamation on 90 Ha degraded land and Plantation of more than 1.86 lakh plants. We also purchased 40 nos. of Online PM10 Analyzers to continually monitor the air quality of surrounding areas and 9 nos. of Fog Cannons (Truck & Trolley mounted) for dust suppression in the peripheral area of the mines.

Though BCCL has taken up necessary steps towards effective Environment management, the same can't be successful without active participation of various stakeholders. In this direction, BCCL has taken steps to sensitize all stakeholders for developing a better environment by way of arranging Environmental Workshops, conducting Eco-Mining Tourism etc.

## 6. CORPORATE SOCIAL RESPONSIBILITY (CSR) AND REHABILITATION & RESETTLEMENT (R&R)

The company, while carrying on its core activities, is also focusing on improving the quality of life of the people residing in and around its operational areas through its CSR activities in the areas of social significance like education, healthcare, nutritional arrangements and disaster management. Being a responsible corporate, BCCL, through its CSR activities, has continued to demonstrate its unwavering commitment in contributing to socio-economic development of the nation. CSR activities of BCCL are governed by the Rules framed in this regard under Companies Act, 2013, DPE guidelines on CSR and CSR policy of CIL.

BCCL has adopted the modified CSR policy of CIL in 2021-22. In 2021-22, the company achieved 100 % CSR spending target. We have also celebrated 'Azadi Ka Amrut Mahotsav' in the year 2021-22 and have organized 62 weeks of event in line with celebration across the country. During 2021-22, BCCL financed 15 ongoing projects under CSR which includes financial assistance to D.C. Dhanbad for combating COVID-19 situation in Dhanbad, training of youths in CIPET, Development of 460 Anganwadi Centers in Dhanbad etc. BCCL also received the coveted PRSI National Award 2021 from Public Relations Society of India for best use of social media for COVID-19 awareness.

BCCL has been implementing the Jharia Master Plan for dealing with fire, subsidence and rehabilitation in its lease hold area since 2009. As per Master Plan, JRDA, during 2021-22, has handed over 8,000 houses to the persons who have been rehabilitated under Jharia Master Plan.

## 7. CORPORATE GOVERNANCE

With a view of maintaining high standards of Corporate Governance, BCCL has complied with the conditions of Corporate Governance as stipulated in the guidelines for Corporate Governance for Central Public Sector Enterprise (CPSEs) issued by Department of Public Enterprise (DPE), Government of India, and requirement of the corporate laws time to time. Continuous effort is being made to adhere to the guidelines and Board is also apprised about the compliance of the various guidelines applicable to the company on a regular basis. All the sub committees of the Board assigned with specific roles have been regularly holding meetings and providing their feedback and necessary support to the Board.

A Certificate regarding compliance of conditions of Corporate Governance during the year 2021-22 has been obtained from a practicing Company Secretary. Furthermore, since the implementation of the Companies Act, 2013, Secretarial Audit is being conducted every year to bring more transparency and to ensure compliance of the various laws applicable to the company.

## 8. VISION

BCCL is constantly working on imbuing agility in workforce, improving the capability of its employees and building a strong leadership pipeline. Various initiatives have been taken in human resource front, excavation and mining related work, marketing, R&D, quality control area, etc. to make the organization's future bright. The company is focusing on delivering high performance levels in all facets of its business. We are constantly working on improving its competitiveness. Efforts are underway for improving the profitability and thereby increasing the wealth of the stakeholders. Additionally, with strong focus on efficiency improvements, adoption of best business practices and optimum utilization of available resources, the company plans to scale new heights and contribute to the goal of self reliance and import substitution of the nation.



## 9. ACKNOWLEDGMENT

We do place on record the cooperation and guidance extended to the company by various stakeholders such as Ministry of Coal, other Ministries/ Departments of Government of India, Coal India Limited, various Central and State Government Authorities, People's Representatives, Local Bodies, unions, our valued consumers, suppliers and other stakeholders.

I extend my sincere gratitude and appreciation to our frontline workers such as Doctors, Nurses and paramedical staffs who did their level best to treat the people affected in the pandemic risking their own lives and I also express my sincere thanks to all other employees, contractors and contractual employees and their families for their commitment, hard work and relentless effort in sustaining the activities of coal production uninterrupted even when most of the activities of our nation remained stand still and I do sincerely hope that with your dedication and devotion for work, the company would do much better in the years to come and would continue to be the responsible corporate in fulfilling the expectations of all stakeholders. It would not be an exaggeration to say that during the entire crisis period, my fellow Board members remained alert to their commitment and for this I extend my sincere thanks and appreciation for their cooperation in the entire journey .

(Samiran Dutta)  
Chairman/Mg. Director

# OPERATIONAL STATISTICS

(₹' Crore)

Year Ending 31st March	2022	2021	2020	2019	2018	2017	2016	2015	2014	2013
<b>1. (a) Production of Raw Coal: (Million Tonnes)</b>										
Underground	0.81	0.61	1.04	0.90	1.08	1.68	1.81	2.03	2.7	3.153
Opencast	29.71	24.05	26.69	30.14	31.53	35.36	34.05	32.48	29.91	28.058
<b>TOTAL</b>	<b>30.51</b>	<b>24.66</b>	<b>27.73</b>	<b>31.04</b>	<b>32.61</b>	<b>37.04</b>	<b>35.86</b>	<b>34.51</b>	<b>32.61</b>	<b>31.211</b>
<b>(b) Overburden Removal: (Million Cu. Mts.)</b>	<b>105.37</b>	<b>103.84</b>	<b>82.65</b>	<b>103.25</b>	<b>110.47</b>	<b>131.22</b>	<b>148.59</b>	<b>103.9</b>	<b>85.419</b>	<b>84.259</b>
<b>2. Off take (Raw Coal) (Millions Tonnes)</b>										
Power	25.46	17.12	23.63	27.24	27.52	27.49	28.99	27.43	27.07	25.34
Steel	0.73	1.03	0.66	2.50	2.81	4.25	3.5	2.69	3.44	3.86
Fertilizer	0.64	0.94	0.98	0.92	0.86	1.10	1.03	0.96	1.12	1.12
Colliery Consumption	0.00	0.00	0.01	0.02	0.02	0.04	0.05	0.06	0.08	0.08
Others	5.42	4.04	3.48	2.39	2.15	2.03	2.63	2.52	2.68	2.68
<b>TOTAL</b>	<b>32.25</b>	<b>23.13</b>	<b>28.76</b>	<b>33.07</b>	<b>33.36</b>	<b>34.92</b>	<b>36.20</b>	<b>33.66</b>	<b>33.04</b>	<b>33.08</b>
<b>3. Average Manpower</b>	<b>40032</b>	<b>42287</b>	<b>44722</b>	<b>47383</b>	<b>49947</b>	<b>52409</b>	<b>54861</b>	<b>57506</b>	<b>60329</b>	<b>63291</b>
<b>4. Productivity:</b>										
(A) Average Per Man Per Year (Tonnes)	762.14	583.16	620.05	655.09	652.89	706.75	653.65	600.11	540.54	493.13
(B) Output per Manshift (OMS):										
(i) Underground (Tonnes)	0.24	0.16	0.32	0.25	0.23	0.25	0.25	0.26	0.31	0.35
(ii) Opencast (Tonnes)	7.53	5.93	6.11	6.75	7.05	8.99	8.52	8.34	9.38	7.57
(iii) Overall (Tonnes)	4.16	3.13	3.62	3.87	3.56	3.46	3.20	2.96	2.64	2.45
<b>5. Information- As per Cost Report:</b>										
(i) Earning per Manshift (Rs.)	5340.90	4673.90	4606.82	4551.08	3979.74	3411.03	3002.10	2844.90	2628.66	2400.22
(ii) Avg. Cost of Production of Net saleable Coal (Rs. P.T.)	2768.13	3092.64	2987.89	2604.93	2773.89	2136.65	2054.10	1955.32	1906.02	2014.89
(iii) Avg. Sales Value of Production of Net saleable Coal (Rs. P.T.)	2726.18	2404.30	2998.37	2636.39	2176.14	2171.80	2354.34	2272.07	2383.07	2475.68
(iv) Profit per tonne (Rs.) Target	15.35	37.65	350.49	-162.13	-93.65	20.33	257.88	333.26	338.27	416.74
(v) Profit per tonne (Rs.) Actual	62.70	-643.08	246.18	223.04	-610.15	-62.22	300.23	316.75	334.46	640.6

# FINANCIAL POSITION

**(BASED ON CONSOLIDATED ACCOUNTS OF AREAS/UNITS OF BCCL)**

## OPERATIONAL STATISTICS

(₹' Crore)  
(As per Ind AS)

Year Ended 31st March	2021-22	2020-21	2019-20	2018-19	2017-18	2016-17	2015-16 (Restated)
<b>(A) What is owned</b>							
Gross Property, Plant & Equipment	3838.25	3,161.95	2,551.68	2,459.85	2,153.47	2,007.83	1,913.17
Less: Depreciation & Impairment	1506.52	1,277.09	1,131.35	1,025.98	796.65	490.87	229.14
<b>(a) Net Property, Plant &amp; Equipment</b>	<b>2,331.73</b>	<b>1,884.86</b>	<b>1,420.33</b>	<b>1,433.87</b>	<b>1,356.82</b>	<b>1,516.96</b>	<b>1,684.03</b>
(b) Capital Work in Progress	1447.35	1389.92	1,702.26	1,542.92	1,403.17	1,138.98	785.75
(c) Exploration and Evaluation Assets	167.13	417.88	645.16	552.26	563.44	-	-
(d) Intangible Assets	-	-	-	-	-	-	-
(e) Intangible Assets under Development	18.58	-	-	-	-	-	-
(f) Financial Assets							
(i) Investments	-	-	-	-	-	-	-
(ii) Loans	-	-	0.07	0.15	0.27	0.50	0.77
(iii) Other Financial Assets	607.18	528.13	-	389.96	297.78	303.40	197.00
(g) Deferred Tax Assets	867.08	971.44	573.35	549.14	856.46	387.10	285.15
(h) Other Non-Current Assets	349.91	357.66	971.44	501.72	132.08	149.47	128.60
<b>Total Non-Current Assets (A)</b>	<b>5,788.96</b>	<b>5,549.89</b>	<b>5,312.61</b>	<b>4,970.02</b>	<b>4,610.02</b>	<b>3,496.41</b>	<b>3,081.30</b>
<b>Current Assets</b>							
(a) Inventories							
(i) Inventories of Coal , Coke Etc	898.10	1,126.84	630.50	709.83	968.47	1,226.98	828.60
(ii) Inventories of Stores & Spares	73.05	54.97	63.11	58.05	53.69	53.07	50.05
(iii) Other Inventories	7.30	6.07	7.16	6.21	6.63	9.42	9.54
(b) Financial Assets							
(i) Investments	-	-	4.00	26.40	0.77	45.99	71.90
(ii) Trade Receivables	1,037.01	3,004.80	2,414.72	613.72	1,459.92	2,636.38	2,637.66
(iii) Cash & Cash equivalents	617.33	48.67	34.30	86.49	192.89	37.87	569.69
(iv) Other Bank Balances	7.24	126.99	1,423.31	2,015.02	900.00	1,283.69	1,107.73
(v) Loans	-	-	-	-	126.99	-	-
(vi) Other Financial Assets	37.22	274.68	-	412.63	387.82	85.98	77.40
(c) Current Tax Assets	151.44	122.72	274.68	12.61	41.61	46.59	20.53
(d) Other Current Assets	2,549.23	2,112.88	122.72	1,802.60	1,355.73	1,059.04	744.10
<b>Total Current Assets (B)</b>	<b>5,377.92</b>	<b>6,878.62</b>	<b>4,974.50</b>	<b>5,743.56</b>	<b>5,494.52</b>	<b>6,485.01</b>	<b>6,117.20</b>
<b>Current Liabilities</b>							
(a) Financial Liabilities							
(i) Borrowings	-	2,052.08	583.07	-	-	-	-
(ii) Lease Liabilities	43.93	-	-	-	-	-	-
(iii) Trade payables	800.26	1,208.53	2,052.08	1,666.59	1,343.86	983.61	877.90
(iv) Other Financial Liabilities	1,507.92	1,462.63	-	773.42	833.45	970.23	580.96
(b) Other Current Liabilities	2,529.82	1,769.81	2,238.49	2,795.20	2,019.67	1,675.22	1,711.83
(c) Provisions	1,032.78	877.63	979.44	960.86	1,757.68	1,663.55	1,370.38
<b>Total Current Liabilities (C)</b>	<b>5,914.71</b>	<b>7,370.68</b>	<b>5,853.08</b>	<b>6,196.07</b>	<b>5,954.66</b>	<b>5,292.61</b>	<b>4,541.07</b>
<b>Net Current Assets(7-8)</b>	<b>-536.79</b>	<b>-492.06</b>	<b>-878.58</b>	<b>-452.51</b>	<b>-460.14</b>	<b>1,192.40</b>	<b>1,576.13</b>
<b>TOTAL (A)</b>	<b>5,252.17</b>	<b>5,057.83</b>	<b>4,434.03</b>	<b>4,517.51</b>	<b>4,149.88</b>	<b>4,688.81</b>	<b>4,657.43</b>

**OPERATIONAL STATISTICS**

 (₹' Crore)  
 ( As per Ind AS)

Year Ended 31st March	2021-22	2020-21	2019-20	2018-19	2017-18	2016-17	2015-16 (Restated)
<b>(B) What is owed</b>							
(a) Financial Liabilities							
(i) Borrowings	-	-	-	2,350.92	2,176.78	2,015.54	1,866.24
(ii) Lease Liabilities	156.35	-	-	-	-	-	-
(iii) Other Financial Liabilities	283.71	232.75	88.45	82.27	65.83	63.15	38.44
(b) Provisions	1,535.59	1,732.65	1,777.15	1,026.30	1,146.70	683.04	690.84
(c) Deferred Tax Liabilities	-	-	-	-	-	-	-
(d) Other Non-Current Liabilities	2.75	3.62	5.01	5.70	4.88	0.96	-
<b>TOTAL (B)</b>	<b>1,978.40</b>	<b>1,969.02</b>	<b>1,870.61</b>	<b>3,465.19</b>	<b>3,394.19</b>	<b>2,762.69</b>	<b>2,595.52</b>
<b>Net worth (A-B)</b>	<b>3273.77</b>	<b>3088.81</b>	<b>2563.42</b>	<b>1052.32</b>	<b>755.69</b>	<b>1926.12</b>	<b>2061.91</b>
Represented by							
1. Equity capital	4657.00	4657.00	4657.00	2118.00	2118.00	2118.00	2118.00
2. Equity Portion of Preference Share Capital	0.00	0.00	0.00	1057.52	1057.52	1057.52	1,057.52
2. Reserve & surplus	(1383.23)	(1568.19)	(359.34)	(2123.20)	(2546.82)	(1249.40)	(1113.61)
<b>NET WORTH</b>	<b>3,273.77</b>	<b>3,088.81</b>	<b>4,297.66</b>	<b>1,052.32</b>	<b>628.70</b>	<b>1,926.12</b>	<b>2,061.91</b>
<b>CAPITAL EMPLOYED</b>	<b>3273.77</b>	<b>5140.89</b>	<b>4880.73</b>	<b>3403.24</b>	<b>2805.48</b>	<b>3941.66</b>	<b>3928.15</b>

# STATEMENT OF PROFIT AND LOSS

(BASED ON CONSOLIDATED ACCOUNTS OF AREAS/UNITS OF BCCL)

## OPERATIONAL STATISTICS

(₹' Crore)  
( As per Ind AS)

Year Ended 31st March	2021-22	2020-21	2019-20	2018-19	2017-18	2016-17	2015-16 (Restated)
<b>(A) Earned from:</b>							
1. Gross Sales	12867.34	8,521.62	12,224.47	12,899.98	10,493.56	11,505.53	11001.01
Less: Levies	3421.76	2,371.81	3,256.91	3,522.30	3,193.77	2,883.17	1936.13
Net Sales	9445.58	6149.81	8967.56	9377.68	7299.79	8622.36	9064.88
2. Other operating revenue							
(a) Evacuation facilitating charges	185.50	112.86	143.28	167.95	51.19	0.00	0.00
(b) Assistance for sand stowing & protective works	0.00	0.00	0.00	-0.82	0.43	2.03	3.74
(c) Recovery of transportation & loading cost	496.78	304.62	315.17	330.07	252.66	225.36	230.87
	682.28	417.48	458.45	497.20	304.28	227.39	234.61
<b>Revenue from operations(1+2)</b>	<b>10127.86</b>	<b>6567.29</b>	<b>9426.01</b>	<b>9874.88</b>	<b>7604.07</b>	<b>8849.75</b>	<b>9299.49</b>
3. Other income							
(a) Interest on deposits etc.	22.56	56.87	159.24	153.18	137.78	140.47	181.91
(b) Other non-operating income	429.41	125.41	603.38	194.07	310.31	174.74	84.05
(c) Interest on Dividend from Mutual Fund	0.00	0.00	4.13	25.63	6.71	7.17	3.32
<b>Total (A)</b>	<b>10579.83</b>	<b>6749.57</b>	<b>10192.76</b>	<b>10247.76</b>	<b>8058.87</b>	<b>9172.13</b>	<b>9568.77</b>
<b>(B) Paid to/provided for:</b>							
1. Employees benefits & remuneration (a+b+c+d+e)	<b>5788.32</b>	<b>5565.72</b>	<b>5761.35</b>	<b>5866.95</b>	<b>6417.58</b>	<b>5143.94</b>	<b>4602.90</b>
(a) Salary,wages, Allowances, Bonus etc.	4504.03	4164.10	4155.12	4183.93	4338.09	3361.17	3343.58
(b) Contribution to P.F & other funds	662.94	667.47	647.57	784.26	495.60	394.74	394.13
(c) Gratuity	191.66	226.72	240.04	390.23	1264.19	191.89	157.35
(d) Leave Encashment	100.68	86.09	220.24	163.61	40.21	223.92	101.78
(e) Others	329.01	421.34	498.38	344.92	279.49	972.22	606.06
2. (Accretion)/Decretion in stock	229.13	(463.45)	79.48	258.35	134.00	(397.74)	(76.13)
3. Excise Duty	0.00	0.00	0.00	0.00	148.11	582.58	572.4
4. CSR expenses	2.99	6.12	6.01	1.43	2.74	11.45	50.67
5. Cost of materials consumed	634.63	475.09	397.15	517.78	499.84	559.81	591.2
6. Power & fuel	244.10	225.42	233.72	232.18	283.54	294.51	320.7
7. Repairs	144.64	138.76	201.49	224.49	250.82	277.84	239.46
8. Contractual expenses	1962.11	1,476.37	1,211.50	1,312.57	1,292.86	1,491.93	1532.69
9. Finance cost	77.75	121.69	221.83	200.66	189.84	173.50	163.17
10. Depreciation/amortisation/impairment	315.48	208.79	197.53	248.52	276.03	262.80	221.38
11. Provisions	36.57	29.16	186.65	38.92	169.15	251.31	38.98
12. Write off	-	-	1.07	0.85	-	6.04	137.72
13. Stripping Activity Adjustment	88.44	(193.17)	49.72	100.64	(148.41)	(121.95)	-150.39
14. Other expenses	864.36	736.13	654.14	687.37	668.02	899.19	718.34
<b>Total (B)</b>	<b>10388.52</b>	<b>8326.63</b>	<b>9201.64</b>	<b>9690.71</b>	<b>10184.12</b>	<b>9435.21</b>	<b>8963.09</b>
<b>Profit/Loss before tax (A-B)</b>	<b>191.31</b>	<b>-1577.06</b>	<b>991.12</b>	<b>557.05</b>	<b>-2125.25</b>	<b>-263.08</b>	<b>605.68</b>
Tax expenses	79.69	(374.58)	72.44	268.28	(734.03)	(93.10)	-3.39
<b>Profit/Loss for the period ©</b>	<b>111.62</b>	<b>-1202.48</b>	<b>918.68</b>	<b>288.77</b>	<b>-1391.22</b>	<b>-169.98</b>	<b>609.07</b>
Other Comprehensive Income	98.01	-8.51	-308.64	134.85	135.74	32.88	65.38
Tax on OCI	24.67	-2.14	-96.30	0.00	41.94	11.38	22.62
<b>Total Other Comprehensive Income (D)</b>	<b>73.34</b>	<b>-6.37</b>	<b>-212.34</b>	<b>134.85</b>	<b>93.80</b>	<b>21.50</b>	<b>42.76</b>
<b>Total Comprehensive Income (C+D)</b>	<b>184.96</b>	<b>-1208.85</b>	<b>706.34</b>	<b>423.62</b>	<b>-1297.42</b>	<b>-148.48</b>	<b>651.83</b>
Accumulated loss from last years	(1568.19)	(359.34)	(2123.20)	(2546.82)	(1249.40)	(1100.92)	(1752.75)
Cumulative profit/loss transferred to Balance Sheet	(1383.23)	(1568.19)	(359.34)	(2123.20)	(2546.82)	(1249.40)	(1100.92)

(₹' Crore)  
( As per Ind AS)

Year Ended 31st March	2021-22	2020-21	2019-20	2018-19	2017-18	2016-17	2015-16 (Restated)
<b>(A) Related to Assets &amp; Liabilities</b>							
1. (i) No. of equity shares	46570000	46570000	46570000	21180000	21180000	21180000	21180000
(ii) Shareholder's Fund							
a) Equity Share Capital	4,657.00	4,657.00	4,657.00	2,118.00	2,118.00	2,118.00	2,118.00
b) Equity Portion of Preference Share Capital	0.00	0.00	0.00	1,057.52	1,057.52	1,057.52	1,057.52
c) Reserve	140.99	140.99	140.99	140.99	140.99	140.99	140.99
d) Accumulated Profit/Loss	(1524.22)	(1709.18)	(500.33)	(2264.19)	(2687.81)	(1390.39)	(1241.91)
Net Worth	3,273.77	3,088.81	4,297.66	1,052.32	628.70	1,926.12	2074.60
2. Long Term Borrowing	-	-	-	2,350.92	2,176.78	2,015.54	1,866.24
3. Capital Employed	3273.77	5140.89	4880.73	3403.24	2805.48	3941.66	3928.15
4. (i) Net Fixed Assets	2331.73	1884.86	1420.33	1433.87	1356.82	1516.96	1684.03
(ii) Current Assets	5377.92	6878.62	4974.50	5743.56	5494.52	6485.01	6117.20
(iii) Net Current Assets (W/C)	-536.79	-492.06	-878.58	-452.51	-460.14	1192.40	1576.13
5. Current Liabilities	5914.71	7370.68	5853.08	6196.07	5954.66	5292.61	4541.07
6. a) Sundry Debtors (Net)	1037.01	3004.80	2414.72	613.72	1459.92	2636.38	2637.66
b) Cash & Cash Equivalents	617.33	48.67	34.30	86.49	192.89	37.87	569.69
c) Other Bank Balances	7.24	126.99	1423.31	2015.02	900.00	1283.69	1107.73
7. Closing Stock of:							
a) Stores & Spares(Net)	73.05	54.97	63.11	58.05	53.69	53.07	50.05
b) Coal,Coke etc.(Net)	898.10	1126.84	630.50	709.83	968.47	1226.98	828.60
8. Average stock of stores & spares(Net)	64.01	59.04	60.58	55.87	53.38	51.56	52.01
<b>(B) Related to Profit/Loss</b>							
1. a) Gross Margin(PBDIT)	584.54	-1246.58	1410.48	1006.23	-1659.38	173.22	990.23
b) Gross Profit	269.06	-1455.37	1212.95	757.71	-1935.41	-89.58	768.85
c) Net Profit (before tax)	191.31	-1577.06	991.12	557.05	-2125.25	-263.08	605.68
d) Net Profit (after tax)	111.62	-1202.48	918.68	288.77	-1391.22	-169.98	609.07
e) TCI (before tax)	289.32	-1585.57	682.48	691.90	-1989.51	-230.20	671.06
f) TCI (after tax)	184.96	-1208.85	706.34	423.62	-1297.42	-148.48	651.83
2. a) Gross Sales	12867.34	8521.62	12224.47	12899.98	10493.56	11505.53	11001.01
b) Net Sales( after levies)	9445.58	6149.81	8967.56	9377.68	7299.79	8622.36	9064.88
c) Sale value of Production	9674.71	5686.36	9047.04	9636.03	7433.79	8224.62	8988.75
3. Cost of Goods sold(Sales-Profit)	9254.27	7726.87	7976.44	8820.63	9425.04	8885.44	8459.20
4. a) Total Expenditures	10388.52	8326.63	9201.64	9690.71	10184.12	9435.21	8963.09
b) Salary & Wages	5788.32	5565.72	5761.35	5866.95	6417.58	5143.94	4602.90
c) Stores & Spares	634.63	475.09	397.15	517.78	499.84	559.81	591.2
d) Power & Fuel	244.1	225.42	233.72	232.18	283.54	294.51	320.7
e) Finance Cost & Depreciations	393.23	330.48	419.36	449.18	465.87	436.3	384.55
5. Average consumption of Stores per month	52.89	39.59	33.10	43.15	41.65	46.65	49.27
6. a) Average Manpower employed during the year	40032	42287	44722	47383	49947	52409	54861
b) Social overheads (incl.LTC/LLTC)	-	-	-	-	-	-	-
c) S/Overhead Expnd.per employee							
7. a) Value added							
b) Value added per employee							
<b>(A) PROFITABILITY RATIO</b>							
1) As % of Net Sales							
a) Gross Margin	6.19	-20.27	15.73	10.73	-22.73	2.01	10.92
b) Gross Profit	2.85	-23.67	13.53	8.08	-26.51	-1.04	8.48
c) Net Profit	2.03	-25.64	11.05	5.94	-29.11	-3.05	6.68

(₹' Crore)  
( As per Ind AS)

Year Ended 31st March	2021-22	2020-21	2019-20	2018-19	2017-18	2016-17	2015-16 (Restated)
2) As % of Total Expenditure							
a) Salary & Wages	55.72	66.84	62.61	60.54	63.02	54.52	51.35
b) Stores & Spares	6.11	5.71	4.32	5.34	4.91	5.93	6.60
c) Power & Fuel	2.35	2.71	2.54	2.40	2.78	3.12	3.58
d) Finance Cost & Depreciations	3.79	3.97	4.56	4.64	4.57	4.62	4.29
3) As % of Capital Employed							
a) Gross Margin	17.86	-24.25	28.90	29.57	-59.15	4.39	25.21
b) Gross Profit	8.22	-28.31	24.85	22.26	-68.99	-2.27	19.57
c) Profit before Tax	5.84	-30.68	20.31	16.37	-75.75	-6.67	15.42
4) Operating Ratio(Sales-Profit/Sales)	0.98	1.26	0.89	0.94	1.29	1.03	0.93
<b>(B) LIQUIDITY RATIOS</b>							
1) Current Ratio	0.91	0.93	0.85	0.93	0.92	1.23	1.35
2) Quick Ratio	0.74	0.77	0.73	0.80	0.75	0.98	1.15
<b>(C) TURNOVER RATIOS</b>							
1) Capital Turnover Ratio(Net Sale/Cap.Employed)	2.89	1.20	1.84	2.76	2.60	2.19	2.31
2) Sundry Debtors(net) as no. of months							
a) Gross sales	0.97	4.23	2.37	0.57	1.67	2.75	2.88
b) Net Sales	1.32	5.86	3.23	0.79	2.40	3.67	3.49
3) As Ratio of Net Sales							
a) Sundry Debtors	0.11	0.49	0.27	0.07	0.20	0.31	0.29
b) Coal Stocks	0.10	0.18	0.07	0.08	0.13	0.14	0.09
4) Stock of Stores & Spares							
a) Avg.Stock/Annual Consumption	0.10	0.12	0.15	0.11	0.11	0.09	0.09
b) Cl. Stocks in terms of no of months consumption	1.38	1.39	1.91	1.35	1.29	1.14	1.02
5) Stock of Coal,Coke, W/Coal etc.							
a) As no of months value of production	1.11	2.38	0.84	0.88	1.56	1.79	1.11
b) As no of months cost of goods sold	1.16	1.75	0.95	0.97	1.23	1.66	1.18
c) As no of months Net Sales	1.14	2.20	0.84	0.91	1.59	1.71	1.10
<b>(D) STRUCTURAL RATIOS</b>							
a) Debt : Equity	-	-	-	1.11	1.03	0.95	0.88
b) Debt : Net Worth	-	-	-	2.23	3.46	1.05	0.90
c) Net Worth : Equity	0.70	0.66	0.92	0.50	0.30	0.91	0.98
d) Net Fixed Assets : Net Worth	0.71	0.61	0.33	1.36	2.16	0.79	0.81

# FINANCIAL POSITION

(BASED ON CONSOLIDATED ACCOUNTS OF AREAS/UNITS OF BCCL)

## OPERATIONAL STATISTICS

(₹' Crore)

Year Ended 31st March	2014-15	2013-14	2012-13
<b>(A) What is owned</b>			
Gross Fixed Assets	4919.78	4796.21	4598.80
Less: Depreciation & Impairment	3599.27	3414.62	3240.05
<b>(1) Net Fixed Assets</b>	<b>1320.51</b>	<b>1381.59</b>	<b>1358.75</b>
(2) Capital Work-in-progress	768.71	503.85	227.10
(3) Deffered tax asset	113.91	-	-
(4) Non-current investment	-	13.85	27.71
(5) Long term loans & advances	134.15	56.50	41.74
(6) Other non-current Assets	114.43	-	0.00
(7) Current Assets			
(i) (a) Inventory of coal, coke etc.	754.53	618.75	757.05
(b) Inventory of Stores & spares etc.	53.97	63.68	74.02
(c ) Other inventories	7.21	6.24	6.00
(ii) Trade receivables	1600.60	1570.15	1372.05
(iii) Cash & bank balances	2578.34	2287.72	2394.13
(iv) Current Investment	13.86	13.86	13.86
(v) Short term loans & advances	878.00	810.72	502.15
(vi) Other current assets	314.48	375.43	315.72
<b>Total Current Assets (7)</b>	<b>6200.99</b>	<b>5746.55</b>	<b>5434.98</b>
(8) Less Current Liabilities & provisions			
(a) Short term borrowing	649.64	481.59	1098.70
(b) Trade payables	80.79	65.57	88.93
(c ) other current liabilities	2371.67	2452.9	2222.97
(d) Short term provisions	1722.76	1461.26	1252.79
<b>Total Current Liabilities (8)</b>	<b>4824.86</b>	<b>4461.32</b>	<b>4663.39</b>
<b>Net Current Assets(7-8)</b>	<b>1376.13</b>	<b>1285.23</b>	<b>771.59</b>
<b>TOTAL (A)</b>	<b>3827.84</b>	<b>3241.02</b>	<b>2426.89</b>
<b>(B) What is owed</b>			
(1) Long term borrowing	-	-	
(2) Deffered tax liability			
(3) Other long term liabilities	10.55	8.98	7.35
(4) Long term provisions	687.59	966.72	1868.57
<b>TOTAL (B)</b>	<b>698.14</b>	<b>975.70</b>	<b>1875.92</b>

**OPERATIONAL STATISTICS**

(₹' Crore)

<b>Year Ended 31st March</b>	<b>2014-15</b>	<b>2013-14</b>	<b>2012-13</b>
<b>Net worth (A-B)</b>	<b>3129.70</b>	<b>2265.32</b>	<b>550.97</b>
Represented by			
1. Equity capital	2118.00	2118.00	2118.00
2. Preference Share Capital	2539.00	2539.00	2539.00
2. Reserve & surplus	(1527.30)	(2391.68)	(4106.03)
<b>NET WORTH</b>	<b>3,129.70</b>	<b>2,265.32</b>	<b>550.97</b>
<b>CAPITAL EMPLOYED</b>	<b>3129.70</b>	<b>2265.32</b>	<b>550.97</b>

# STATEMENT OF PROFIT AND LOSS

(BASED ON CONSOLIDATED ACCOUNTS OF AREAS/UNITS OF BCCL)

## OPERATIONAL STATISTICS

(₹' Crore)

Year Ended 31st March	2014-15	2013-14	2012-13
<b>(A) Earned from:</b>			
1. Gross Sales	9947.01	10099.92	10176.62
Less: Levies (Excise duty & other levies.)	1905.28	1811.93	1722.02
Net Sales	8041.73	8287.99	8454.60
2. Other operating revenue			
(c) Assistance for sand stowing & protective works	2.38	3.86	
(d) Recovery of transportation & loading cost	215.93	183.46	
	<b>218.31</b>	<b>187.32</b>	
Revenue from operations(1+2)	<b>8260.04</b>	<b>8475.31</b>	
3. Other income			
(a) Interest on deposits etc.	233.62	223.46	232.04
(b) Interest on RBI Power Bond	2.06	3.24	4.42
(c) Assistance for sand stowing & protective works	-	-	4.86
(d) Recovery of transportation & loading cost	-	-	154.49
(e) Other non-operating income	113.12	592.79	87.00
(f) Interest on Dividend from Mutual Fund	-		
<b>Total (A)</b>	<b>8608.84</b>	<b>9294.80</b>	<b>8937.41</b>
<b>(B) Paid to/provided for:</b>			
1. Employees benefits & remuneration (a+b+c+d+e)	<b>4593.93</b>	<b>4410.83</b>	<b>4465.65</b>
(a) Salary,wages, Allowances, Bonus etc.	3311.12	3271.73	3006.42
(b) Contribution to P.F & other funds	383.31	380.72	361.60
(c) Gratuity	165.28	115.36	344.63
(d) Leave Encashment	138.42	112.76	182.36
(e) Others	595.80	530.26	570.64
2. Accretion/Decretion in stock	(136.48)	138.25	189.74
3. Welfare expenses	0.00	0.00	33.38
4. CSR expenses	14.33	20.00	-
5. Cost of materials consumed	580.15	564.08	497.66
6. Power & fuel	319.45	312.03	317.14
7. Repairs	195.71	173.30	126.28
8. Contractual expenses	1031.48	815.27	747.08

(₹' Crore)

Year Ended 31st March	2014-15	2013-14	2012-13
9. Finance cost	3.42	30.22	18.97
10. Depreciation/amortisation/impairment	212.98	261.14	209.98
11. Provisions & write off	78.75	30.03	124.01
12. OBR Adjustment	(25.03)	(99.03)	(15.38)
13. Other expenses	585.93	553.17	509.99
14. Prior period Adjustment/Exceptional items/Extraordinary items	-	(3.50)	3.85
<b>Total (B)</b>	<b>7454.62</b>	<b>7205.79</b>	<b>7228.35</b>
<b>Profit/Loss for the year (A-B)</b>	<b>1154.22</b>	<b>2089.01</b>	<b>1709.06</b>
Tax expenses	391.08	374.66	210.26
<b>Net Profit</b>	<b>763.14</b>	<b>1714.35</b>	<b>1498.80</b>
Accumulated loss from last years	(2290.44)	(4106.03)	(5604.83)
Cumulative profit/loss transferred to Balance Sheet	(1527.30)	(2391.68)	(4106.03)
<b>*Accumulated loss from last year in 2014-15 is after adjustment of Deferred tax and depreciation of Rs.140.99 Cr and (-)39.75 Cr respectively</b>			
<b>(A) Related to Assets &amp; Liabilities</b>			
1. (i) No. of equity shares	21180000	21180000	21180000
(ii) No. of preference shares	25390000	25390000	25390000
(iii) Shareholder's Fund			
a) Equity Share Capital	2,118.00	2,118.00	2,118.00
b) Preference Share Capital	2,539.00	2,539.00	2,539.00
c) Reserve			
d) Accumulated Profit/Loss	(1527.30)	(2391.68)	(4106.03)
Net Worth	3,129.70	2,265.32	550.97
2. Long Term Borrowing	-	-	-
3. Capital Employed	3129.70	2265.32	550.97
4. (i) Net Fixed Assets	1320.51	1381.59	1358.75
(ii) Current Assets	6200.99	5746.55	5434.98
(iii) Net Current Assets (W/C)	1376.13	1285.23	771.59
5. Current Liabilities	4824.86	4461.32	4663.39
6. a) Sundry Debtors (Net)	1600.60	1570.15	1372.05
b) Cash & Bank	2578.34	2287.72	2394.13

(₹' Crore)

Year Ended 31st March	2014-15	2013-14	2012-13
7.Closing Stock of:			
a) Stores & Spares(Net)	53.97	63.68	74.02
b) Coal,Coke etc.(Net)	754.53	618.75	757.05
8.Average stock of stores & spares(Net)	58.83	68.85	83.94
<b>(B) Related to Profit/Loss</b>			
1. a) Gross Margin(PBDIT)	1370.62	2380.37	1938.01
b) Gross Profit	1157.64	2119.23	1728.03
c) Net Profit (before tax)	1154.22	2089.01	1709.06
d) Net Profit (after tax)	763.14	1714.35	1498.80
2. a) Gross Sales	9947.01	10099.92	10176.62
b) Net Sales( after levies)	8041.73	8287.99	8454.60
c) Sale value of Production	7905.25	8426.24	8644.34
3.Cost of Goods sold(Sales-Profit)	6887.51	6198.98	6745.54
4. a) Total Expenditures	7454.62	7205.79	7228.35
b) Salary & Wages	4593.93	4410.83	4465.65
c)Stores & Spares	580.15	564.08	497.66
d) Power & Fuel	319.45	312.03	317.14
e) Finance Cost & Depreciations	216.40	291.36	228.95
5. Average consumption of Stores per month	48.35	47.01	41.47
6. a) Average Manpower employed during the year	58875	60329	63291
b) Social overheads (incl.LTC/LLTC)	-	-	52.36
c) S/Overhead Expnd.per employee			
7. a) Value added			
b) Value added per employee			
<b>(A) PROFITABILITY RATIO</b>			
1) As % of Net Sales			
a) Gross Margin	17.04	28.72	22.92
b) Gross Profit	14.40	25.57	20.44
c) Net Profit	14.35	25.21	20.21
2) As % of Total Expenditure			
a) Salary & Wages	61.63	61.21	61.78
b) Stores & Spares	7.78	7.83	6.88
c) Power & Fuel	4.29	4.33	4.39
d) Finance Cost & Depreciations	2.90	4.04	3.17

(₹' Crore)

Year Ended 31st March	2014-15	2013-14	2012-13
3) As % of Capital Employed			
a) Gross Margin	43.79	105.08	351.75
b) Gross Profit	36.99	93.55	313.63
c) Profit before Tax	36.88	92.22	310.19
4) Operating Ratio(Sales-Profit/Sales)	0.86	0.75	0.80
<b>(B) LIQUIDITY RATIOS</b>			
1) Current Ratio	1.29	1.29	1.17
2) Quick Ratio	1.12	1.13	0.99
<b>(C) TURNOVER RATIOS</b>			
1) Capital Turnover Ratio(Net Sale/Cap.Employed)	2.57	3.66	15.34
2) Sundry Debtors(net) as no. of months			
a) Gross sales	1.93	1.87	1.62
b) Net Sales	2.39	2.27	1.95
3) As Ratio of Net Sales			
a) Sundry Debtors	0.20	0.19	0.16
b) Coal Stocks	0.09	0.07	0.09
4) Stock of Stores & Spares			
a) Avg.Stock/Annual Consumption	0.10	0.12	0.17
b) Cl. Stocks in terms of no of months consumption	1.12	1.35	1.78
5) Stock of Coal,Coke, W/Coal etc.			
a) As no of months value of production	1.15	0.88	1.05
b) As no of months cost of goods sold	1.31	1.20	1.35
c) As no of months Net Sales	1.13	0.90	1.07
<b>(D) STRUCTURAL RATIOS</b>			
a) Debt : Equity	-	-	-
b) Debt : Net Worth	-	-	-
c) Net Worth : Equity	1.48	1.07	0.26
d) Net Fixed Assets : Net Worth	0.42	0.61	2.47

# DIRECTOR'S REPORT

To,  
The Shareholders,  
Bharat Coking Coal Limited,  
Dhanbad.

Sirs,

I have a great pleasure in presenting to you, on behalf of the Board of Directors, the 51<sup>st</sup> Annual Report of Bharat Coking Coal Limited along with Audited Accounts for the year ended 31<sup>st</sup> March, 2022. The Company has earned a Net Profit of ₹184.96 crore in the current year against a Loss of ₹1208.85 crore in 2020-21. The Audited Statement of Accounts, Auditors' Report thereof and the comments of Comptroller & Auditor General of India (CAG) are annexed to this Report.

## 1.0. OVERVIEW OF PERFORMANCE DURING 2021-22

### 1.1. RAW COAL PRODUCTION, PRODUCTIVITY & OFFTAKE PERFORMANCE OF BCCL DURING 2021-22 VIS-À-VIS 2020-21.

Sl. No.	Particulars	Unit	2021-22			2020-21	Growth over last year		2019-20
			Target	Actual	Achieved (%)	Actual	Absolute	(%)	Actual
i)	<b>Raw Coal (According to type of Mine)</b>								
	UG	M. Te.	1.00	0.81	80.56	0.61	0.20	32.48	1.04
	OC	M. Te.	29.00	29.71	102.43	24.05	5.66	23.53	26.69
	Total	M. Te.	30.00	30.51	101.70	24.66	5.86	23.75	27.73
ii)	<b>According to type of Coal</b>								
	Coking coal	M. Te.	27.31	29.04	106.34	23.38	5.66	24.19	25.95
	Non-coking coal	M. Te.	2.69	1.47	54.65	1.27	0.20	15.62	1.78
		M. Te.	30.00	30.51	101.70	24.66	5.86	23.75	27.73
iii)	<b>OB Removal (Excl. R/H)</b>	M. CuM.	120.00	105.37	87.81	103.84	1.54	1.48	82.65
iv)	<b>Productivity (OMS)</b>								
	UG	Te.	0.29	0.24	82.80	0.16	0.08	50.00	0.32
	OC	Te.	6.30	7.53	119.53	5.93	1.60	27.00	6.11
	Overall	Te.	3.71	4.16	112.13	3.13	1.03	32.90	3.62
v)	<b>Offtake of Coal</b>	M. Te.	32.00	32.25	100.79	23.13	9.13	39.45	28.76

## 1.2. SUPPLY OF WASHED & DIRECT FEED COAL

Supply of Washed & direct feed coal to the steel sector was 11.72 lakh tonnes in 2021-22 against 8.35 lakh tonnes in 2020-21 and 7.48 lakh tonnes in 2019-20 registering a growth of (+) 40.36 % over the last year.

### 1.3. WASHED COAL & WASHED POWER COAL PRODUCTION

(In million tonnes)

Type	2021 -22		2020 -21		2019 -20	
	Target	Actual	Target	Actual	Target	Actual
Washed Coal ( C )	1.691	1.209	0.684	0.750	0.861	0.664
Washed Power Coal	3.246	1.817	1.021	1.507	1.292	0.812
<b>Total</b>	<b>4.937</b>	<b>3.026</b>	<b>1.705</b>	<b>2.257</b>	<b>2.154</b>	<b>1.476</b>

### 2. MANAGEMENT:

a) The affairs of the Company during the period from 01.04.2021 to 31.03.2022 have been managed by the following members of the Board:-

1.	Shri Samiran Dutta Chairman-cum -Mg. Director And Director (Finance)- Additional Charge	:	From 28.12.2021	;	Continuing
2.	Shri P.M. Prasad Chairman -cum -Mg. Director	:	From 01.02.2021	to	28.12.2021
3.	Shri B. Veera Reddy, Director	:	From 24.02.2022	;	Continuing
4.	Shri Binay Dayal, Director	:	From 09.11.2017	to	31.01.2022
5.	Shri Anandji Prasad, Director	:	From 03.01.2022	;	Continuing
6.	Shri B.P. Pati, Director	:	From 03.10.2018	to	03.01.2022
7.	Shri J P Gupta, Director	:	From 01.04.2021	to	05.02.2022
8.	Shri Samiran Dutta, Director	:	From 18.07.2019	;	Continuing
9.	Shri Chanchal Goswami, Director	:	From 04.11.2019	to	28.02.2022
10 .	Shri PVKR Mallikarjuna Rao, Director	:	From 01.06.2020	;	Continuing
11.	Shri Sanjay Kumar Singh, Director	:	From 05.02.2022	;	Continuing
12 .	Shri Narendra Singh, Independent Director	:	From 10.07.2019	;	Continuing
13.	Smt. Shashi Singh, Independent Director	:	From 01.11.2021	;	Continuing
14.	Shri Alok Kumar Agrawal, Independent Director	:	From 01.11.2021	;	Continuing
15.	Shri Satyabrata Panda, Independent Director	:	From 01.11.2021	;	Continuing
16.	Shri Ram Kumar Roy, Independent Director	:	From 31.12.2021	;	Continuing

b. Eleven (11) Board Meetings were held during the year 2021-22.

### 3. AVAILABILITY & UTILISATION OF HEMM W.R.T SHIFT HOURS:

Equipment	Population as on 31.3.22 (Total)	Population as on 31.3.21 (Total)	CMPDI Norms (%)		Availability vis-à-vis utilisation				Change (%)	
					2021-22 (%)		2020-21 (%)			
			AV	UT	AV	UT	AV	UT	AV	UT
Dragline	1	1	85	73	72.1	44.1	63.4	26.3	13.8	67.8
Shovel	101	98	80	58	75.2	42.4	75.2	42.1	0.0	0.8
Dumper	335	409	67	50	74.2	27.1	70.5	27.6	5.2	-1.7
Dozer	96	103	70	45	69.1	14.2	66.1	13.4	4.5	6.5
Drill	77	80	78	40	73.5	26.8	67.4	22.7	9.1	18.3

### 4. HOLDING COMPANY-CIL

The Company continues to be subsidiary of Coal India Limited

### 5. CONSTRAINTS

The major constraints which affected the performance of BCCL during the year in terms of loss of coal production:

#### a) Loss of Coal Production

(Fig. in Lakh Te.)

S. No.	Causes	2021-22	2020-21
(i)	Power Failure	0.000	0.562
(ii)	Absenteeism	0.000	0.002
(iii)	Rain / Drowning	0.000	6.163
(iv)	Mechanical Break down	0.000	2.574
(v)	I.R.	0.000	2.371
(vi)	Lag in Stowing	0.000	0.013
(vii)	N.A. of Land / Land dispute etc.	0.000	41.737
(viii)	Fire	0.000	6.949
(ix)	Geo- mining disturbance / Roof Trouble	0.000	0.263
(x)	DGMS Restrictions	0.000	3.123
(xi)	Other	0.000	60.995
	<b>Total</b>	<b>0.000</b>	<b>124.753</b>

#### b) Loss of Washed Coal Production

(Fig. in Lakh Te.)

S. No.	Causes	2021-22	2020-21
(i)	Power Failure	0.058	0.145
(ii)	Elec. & Mechanical Break down	0.299	1.327
(iii)	Raw Coal Shortage	4.259	0.876
(iv)	CC Bunkerfull	0.032	0.108
(v)	Rain & Drowning	0.000	0.000
(vi)	Operational Trouble	0.442	0.624
(vii)	Maint. Held up	0.102	0.252
(viii)	Media Short	0.000	0.000
(ix)	Others	0.563	0.641
	<b>Total</b>	<b>5.754</b>	<b>3.973</b>

## 6. STATUS OF POWER SUPPLY

### 6.1. Power Availability

Sl.No	Average Power Requirement (MVA)	Average Availability (MVA)	Interruption Hours (Duration)
2021-22	177.75	176.03	1449.00
2020-21	177.75	174.84	1206.95

### 6.2 OPERATION OF CAPTIVE SETS TO SUPPLEMENT POWER AVAILABILITY

The details of energy generated during 2021-22 by various captive DG station compared to previous year:

Captive DG Sets	Installed Capacity (MVA)	2021-22		2020-21	
		Energy Generated (KWH)	Running Hrs	Energy Generated (KWH)	Running Hrs
Moonidih	2×1.1+4.4	2470.50	12.84	5669.50	22.17
<b>Total</b>		<b>2470.50</b>	<b>12.84</b>	<b>5669.50</b>	<b>22.17</b>

### 6.3 FURTHER STEPS TO SUPPLEMENT POWER AVAILABILITY

#### (a) CPP Moonidih(2×10MW):

CPP Moonidih was installed for utilization of washery rejects, meeting the emergent need of power in Moonidih (a degree three mine) & providing uninterrupted supply. The project was approved by Govt. of India in October, 1986. The total cost of turnkey project was 49.20 Crore for fluidized bed combustion boiler based CPP. Due to delay in commissioning, the total cost went upto 77.42 Crore. The plant was finally commissioned in 1995 & put in commercial operation with the help of departmental manpower in Nov, 1996 & was operated till 2003.

Again the plant was leased out to M/S OSD Coke (Consortium) Private Limited on 18.03.2010 and started generation of power from April'2011. Due to some dispute in pricing related to fuel supply & power tariff, the lessee stopped generation of power from 15.04.2014. BCCL has taken possession of the CPP on 16.12.2015.

The management decided to restart the CPP at Moonidih for which CMPDI has been contacted for preparation of fresh NIT.

A Pre NIT meeting was conducted on 15.10.2019 amongst the officers of CMPDI, BCCL and prospective bidders at the office of GM, Moonidih. Based on the suggestions/ recommendations and other facts pointed out in the Pre-NIT meeting, another draft NIT for restarting of the CPP was submitted by CMPDI, Ranchi. The NIT document is vetted and submitted alongwith certain suggestions and recommendations for approval.

## 7. FINANCE

### 7.1. Capital Structure

<b>Authorised Share Capital</b>	<b>(₹' Crore)</b>
5,10,00,000 Equity Shares of ₹ 1000/- each	5,100.00
<b>Total</b>	<b>5,100.00</b>
<b>Subscribed &amp; Paid up Share Capital</b>	
20330126 Equity Shares of ₹ 1000/- each fully paid up in cash	2,033.01
26239874 Equity Shares of ₹ 1000/- each allotted as fully paid up for consideration received other than cash	2,623.99
<b>Total</b>	<b>4,657.00</b>

## 7.2. Financial Result

During the year under review, the Company earned a net profit of ₹184.96 crore as compared to a loss of ₹ 1208.85 crore in the previous year. Details are as under:

(₹' Crore)

Particulars	2021-22	2020-21
Profit(+)/Loss(-) before Depreciation & impairment, Interest, Tax & Amortisation (EBIDTA)	584.54	(1246.58)
Less: Depreciation and Impairment	315.48	208.79
Profit before Interest, Tax & Amortisation	269.06	(1455.37)
Less: Interest	77.75	121.69
Profit Before Tax (PBT)	191.31	(1577.06)
Less: Tax Expense	79.69	(374.58)
Net Profit after tax	184.96	(1208.85)

## 7.3. Capital Expenditure (CAPEX)

(₹' Crore)

Particulars	Budget	Actual Expenditure
F.Y. 2021 -22	850.00	864.50
F.Y. 2020 -21	800.00	425.33

## 7.4. Status of MOU (2021-22) parameters on CAPEX in BCCL.

SI. No. of MOU	Name of Parameter	Unit	Weighted	Target 2021-22	Achievement
7.	Capex	₹ in Crore	20	850	864.50
8.	Capex achievement till end of 3 <sup>rd</sup> quarter (31 <sup>st</sup> December)	₹ in Crore	3	765	430.71

## 7.5. Payment to Exchequer during FY 2021-22, 2020-21 and 2019-20.

(₹' Crore)

Particulars	2021-22				2020-21	2019-20
	West Bengal	Jharkhand	Central Exchequer	Total	Total	Total
Royalty on Coal	0.63	1162.51	-	1163.15	911.48	1051.35
District Mineral Foundation Trust (DMFT)	0.19	360.93	-	361.12	268.15	323.61
National Mineral Exploration Trust (NMET)	-	-	21.23	21.23	17.90	22.95

Particulars	2021-22				2020-21	2019-20
	West Bengal	Jharkhand	Central Exchequer	Total	Total	Total
Cess on Coal	3.42	-	-	3.42	53.92	86.92
Covid Cess	-	38.31	-	38.31	12.73	-
Forest Transit fees	-	15.12	-	15.12	3.37	-
Sales Tax/ VAT	-	-	-	-	1.66	4.73
Central Sales Tax	-	-	-	-	3.20	17.21
Central Excise Duty	-	-	0.91	0.91	-	1.21
Income Tax (excluding TDS)	-	-	-	-	-	39.29
Bazar Tax (MADA)	-	51.61	-	51.61	59.96	77.27
Professional Tax	0.03	5.87	-	5.90	8.44	8.63
Central Goods & Services Tax (CGST)	-	-	164.66	164.66	138.67	159.22
State Goods & Services Tax (SGST)	0.38	164.28	-	164.66	138.67	164.86
Inter-state Goods & Service Tax	-	-	3.41	3.41	15.27	-
GST (Compensation to State) Cess	-	-	1290.69	1290.69	900.14	1170.50
Clean Energy Cess	-	-	12.39	12.39	-	-
<b>TOTAL</b>	<b>4.66</b>	<b>1798.64</b>	<b>1493.29</b>	<b>3296.59</b>	<b>2533.56</b>	<b>3127.75</b>

## 8. TELE COMMUNICATION

**1. Video Conferencing system** has been in operation at all area offices and office of FDs of BCCL (21 Locations). After the VC system began operating, 100 nos. of VC meetings were covered in 2019-20, 363 nos. of VC meetings were covered in 2020-21 & 684 nos. of VC meetings were covered in 2021-22.

**2. Wi-Fi (Wireless) Services** have been started and are in operation for online activity at Koyla Bhawan, Civil Engineering department and also extended to Aryabhata Centre (ERP Center) which significantly contributed to ERP implementation, training & development.

**3. CCTV Surveillance System** has been installed at all vulnerable locations of Koyla Bhawan and Koyla Nagar Colony.

**4. LAN Network** has been extended and installed at Koyla Bhawan, HRD, Koyla Nagar Guest House, CED & KNTA.

**5. LAN Network** has been built at Central hospital Dhanbad and at Baghmara Hospital, Barora Area for Hospital Management System.

6. A contract for **MPLS-VPN** connectivity at 340 locations of BCCL through M/s Railtel Corporation of India Ltd. for ERP implementation at different locations of BCCL has been signed.

7. A contract for **MPLS-VPN** connectivity at 304 locations of BCCL through M/s BSNL for ERP Implementation at different locations of BCCL has been awarded.

**8. RFID Boom Barrier:** Total 4 nos of RFID Boom Barrier have been installed 01 no. at Govindpur Area & 3 nos. at Barora Area.

**9. Road Weighbridges:** Total 2 nos. of Road weighbridges have been installed at Barora Area and another at Dugda Washery.

10. Internet Connectivity has been provided for implementation of PM-10 Analyser at various locations of BCCL.

## 9. RISK MANAGEMENT

Enterprise Risk Management plan: The work for framing Risk Management Policy was awarded in favor of M/s Ernest & Young, LLP, Kolkata. The Risk Management Policy was finalized and been implemented in the company.

The Risk Management Committee is re-constituted with the induction of new members from time to time and the current composition of the committee is as under:

1. Shri Narendra Singh, Independent Director, BCCL, Chairman
2. Shri Satyabrata Panda, Independent Director, BCCL, Member
3. Shri PVKR Mallikarjuna Rao, Director (Personnel), BCCL, Member
4. Shri Sanjay Kumar Singh, Director (Tech.) OP and P&P, Member

## 10. COMPUTERIZATION:

a) Coal India has implemented SAP based ERP solution across all the subsidiaries and BCCL is in the 2nd phase of implementation with the go-live date as on 1<sup>st</sup> August, 2021. System department has co-ordinated with M/s Accenture –the System Integrator for SAP implementation in BCCL to implement following 7 modules:

- i. FICO-All Financial transactions in BCCL are being done through SAP.
- ii. MM Module- MM module is being used in BCCL HQ and all Central, Areas & Unit Stores for generating Purchase Requisitions, Purchase Orders, transfer of materials, creation of service entry sheets,
- iii. PM Module- PM module is being used by Excavation, E&M and Washery Departments in all the Projects / Mines / Washeries of BCCL for creating PM Notification and maintenance order, configuration for Survey Off (Technical) in Production System, HEMM Running hours, preventive maintenance for HEMM etc.
- iv. SD Module- All types of Contracts and Sale Orders are being generated through SAP. Rail Sales Orders are being tagged with FOIS program id for creation of delivery for subsequent invoicing. All rail invoices are being generated based on data received directly from FOIS through SAP while Road Sale Invoices are being generated through SAP along with E-invoice integration with GST portal on real time basis. Dispatch plan for allotment of Road Sale Trucks has been started.
- v. PP Module - Production Planning module is being used in all Mines and Washeries for creating Process Orders and shift specific production data entry for Contractual and Departmental production of Coal and OB, creating Process Orders and Shift specific data entry for washery products, creating Process Orders for CHP and entry of crushing reports.
- vi. Project System- Project definition and Work Breakdown Structure created for all the 8 ongoing Projects. project expenses are being booked against corresponding WBS, year-Wise capital budget of ongoing projects is being controlled through PS-Module through the concept of Budget Release.
- vii. Human Capital Management-All personnel information is maintained in SAP. Payroll process is being run through SAP and all personnel related activities like transfer/promotion is being done through SAP.

b) BCCL is having its own website having domain “www.bcclweb.in”. It serves as an important avenue to share information related to the company. In this respect, following major web applications are being used:

I. Online Quarter Application and Allotment portal has been developed by System Department. It has made the Quarter allotment process transparent.

ii. Pay slip information is being provided to employees through a web based portal after due authentication.

iii. All other information and notices about the company is made available in public domain through BCCL website.

Constant endeavour is always there for further development in processing information as per the business requirement of the company and also for complying with the nations 'citizen centric' applications towards digitalisation.

## 11. GEOLOGICAL EXPLORATION AND DRILLING

### 11.1 Exploration and Drilling:

Sl. No.	Name of Block	Drilling Agency	Metreage drilled (in mtr.) 2021 -22	Metreage drilled (in mtr.) 2021 -22	Remark
1.	Madhuband	Through CMPDIL	8962.00	19026.20	Total Drilling for the year 2021-21 includes drilling of West Mohuda, Block-II, Jhunkundar, Dharmaband, Madhuband, Kharkharee & Mirzagaon Blocks. Mirzagaon Block was surrendered by BCCL on 17.03.2020 and drilling requirement for other Blocks already completed in 2020-21.
2.	Drilling and Installation of Peizometric Wells in BCCL Command Area	R.K. Drilling Services	1521.00	0.00	
3.	Other Blocks	Through CMPDIL	0.00	47913.15	
<b>Total Drilling</b>			<b>10483.00</b>	<b>66939.35</b>	

Total drilled metreage for the year 2021-22 is 10483.00 mtr and work of Drilling and Installation of 23 nos. of Peizometric wells is under progress.

### 11.2 GEOLOGICAL ASSESSMENT:

Depth Vetting for 3 nos. of large dia. borehole proposal was done.

## 12. RESEARCH AND DEVELOPMENT

R&D Committee of BCCL consists of the following members :

SI. No.	Particulars	Designation
1.	Chairman	CMD
2.	Member	Director (Tech.), P&P
3.	Member	Director (Finance)
4.	Member Secretary	GM (R&D)
5.	Member	GM (Washeries Division)
6.	Member	HOD (P&P)
7.	Member	Concerned Department (depending on the projects)

Chairman of the R&D Committee of BCCL is empowered to co-opt two experts from Industry/ Educational Institution of repute/ Government Agencies on need basis to act as member of the Committee for tenure of three year.

### 12.1 MODERNISATION

In UG Mines, the Company is making effort to shift its operation from medium-level technology like SDL to Mass Production Technology e.g., Longwall & Continuous Miner Technology.

### 12.2 INTRODUCTION OF SDL

A total of 38 nos. of SDLs are on roll as on 31.03.2022 against 40 nos. of SDLs on 31.03.2021. SDLs are engaged in production only. 02 nos. of SDL were surveyed off during the year 2021-22.

### 12.3 PRODUCTION AND PRODUCTIVITY OF SDLS DURING 2021-22 IN COMPARISON TO 2020-21:

Particulars	2021 -22	2020 -21	Growth over Last year (%)
Production (Mt)	0.212	0.378	(-) 43.91
Productivity (Te/SDL/Day)	18.14	27.27	(-)33.48

### 12.4 REASONS FOR LOW PRODUCTION AND PRODUCTIVITY OF SDL:

The decrease in production & productivity can be attributed to multifarious problems in the mines of BCCL such as fire, waterlogged workings, multi-seam working & DGMS restrictions.

- UG Mines of EJ Area went completely out of operation due to restrictions imposed by DGMS.
- Underground Mines of PB Area remained out of operation in 2021-22 due to the inundation of all working faces.
- Mudidih mine of Sijua Area went out of operation on account of restrictions imposed by DGMS.
- Production at the Kharkhree mine of the Govindpur Area was affected during 2021-22 due to water logging of the working faces.
- A new Hired HEMM Patch started in the year 2020 adjacent to the underground working of Bastacola Colliery. Production from this UG mine was stopped due to restrictions imposed in blasting permission of Hired HEMM patch by DGMS.
- Production of Tetulmari Mines, Sijua Area was affected due to drowning of workings due to excess rainfall and power failure.
- Production of AKWMC, Katras Area was affected due to drowning of workings due to excess rainfall and power failure.
- Production of Salanpur Colliery, Katras Area was affected due to drowning of workings due to excess rainfall and power failure.

## 12.5. LONGWALL TECHNOLOGY:

At present at Moonidih mine, Production from the Longwall face of the XVI (T) seam along with coal from the drivages of the XV seam is going on. Production of 0.593641 Mte in 2021-22 & 0.230023 Mte in 2020-21 has been achieved. It has registered a positive growth of 258.08% during 2021-22 as compared to the previous year due to the following reasons:

1. In 2021-22 a new Longwall panel was established in the XVI (T) seam after successfully countering a fault of 6.5 meters resulting in a 281.30% growth in production from the XVI (T) seam.
2. In 2021-22 the trunk road drivages of XV seam have produced 0.103560 Mte of coal.

## 12.6. Ongoing Mining Projects:

Sl. No	Name of the Mine/Project	Cap. (MTY)	Present Status
1.	Muraidih UG (Barora Area) (Minimum guaranteed production - 20.435 Mt in 9 Annual Plan Period) Capital - ₹ 339.875 Crs	2.00	<ul style="list-style-type: none"> <li>• A contract for Development including access and extraction of coal from I/III seam of MURAIIDIH UG mine by Mass Production Technology package (PSLW) for minimum guaranteed production of 20.435 MT in 9 Annual Production Period on total turnkey basis was awarded to <b>M/s MINOP -Maheshwari Mining-BHEC(China) Consortium</b>. The Project was approved on 14.02.2011 by the Board and agreement was signed on 22.06.2012.</li> <li>• Work of shaft sinking &amp; incline drivage was suspended from 20.11.2015 due to restrictions imposed by DGMS. At the time of suspension of work, shaft sinking was done up to 13 M while the inclines were driven up to 52 M &amp; 48.5 M respectively and had touched the coal seam (III).</li> <li>• In the meantime, all work was suspended by the contractor, M/S MINOP, since 01.06.2016 seeking modification in some of the terms of payment in the agreement</li> <li>• The matter was pursued with M/s MINOP to commence the work. Work at the site commenced on 01.01.2020 after approval from DGMS.</li> <li>• Drivage of two nos. of incline and sinking of air shaft are Completed.</li> <li>• <b>Progress till 31.03.2022:</b> Incline 1: 575.00 meters completed out of 776.4 meter Incline 2: 573.00 meters completed out of 774.2 meter Air Shaft: 125.00.00 meter (sinking complete)  Drivage of Inclines is temporarily stopped due to forest clearance issues.</li> </ul>
2	Kapuria UG (Kapuria Area) (PSLW) Pick Production Capacity- <b>1.83 MTY</b> (As per new PR) Capital Investment: (MDO option with washery) - ₹ 3020.08 Cr. (Provisonal)	1.83	<ul style="list-style-type: none"> <li>• Project Report of Kapuria UG (Phase-I) and Customized NITdocument for implementation through MDO mode has been approved by BCCL Board in its meeting held on 25.03.2021. Subsequently, the PR of Kapuria UG Project (Phase-I) (1.83 MTY) was approved by CIL Board in its meeting held on 12.07.2021 with integrated washery under option -II, Variant-I (i.e. MDO Mode with Washery) with BCCL portion capital of ₹ 3020.08 Cr</li> <li>• NIT was floated on 07.08.2021. But the tender was cancelled due to non-receipt of any Bid.</li> <li>• Bid documents have been modified and again NIT has been floated on 29.03.2022. The scheduled date for the opening of Part-I (technical bid) is 29.06.2022.</li> </ul>

Sl. No	Name of the Mine/Project	Cap. (MTY)	Present Status																		
3.	M o o n i d i h X V Seam UG (WJ Area) (PSLW) (Minimum guaranteed production - 22.5 Mt in 9 APP) Capital - ₹ 1230.27 Crs.	2.50	<ul style="list-style-type: none"> <li>Approval for the award of work to M/s INDU-SCCL-CGME Consortium at a capital cost of ₹1230.274 Cr. including insurance and freight for a total minimum guaranteed production of 22.50 MT during commercial production period of 9 years approved in 279<sup>th</sup> BCCL Board Meeting held on 3.7.2011 and also by 272<sup>nd</sup> CIL Board on 12.08.2011. Subsequently, an agreement was signed with the Consortium in April 2014.</li> <li>Initially, the project was delayed due to land &amp; other problems. Shaft sinking completed and touched XV seam, after traversing a depth of 420.90 m. A drift of 345.5 m in length has been completed from XVI Seam to XV seam.</li> <li>Drivage of both the Inclines is completed. In-seam drivage is going on for preparation of Trunk Road, sump, and Longwall panel.</li> <li>One of the Consortium partners, M/S CGME, had to supply Longwall equipment from their manufacturing unit in Europe which has been closed down. M/S CGME has been replaced by M/s CORUM Trading LLC from Ukraine for the supply of longwall equipment. An agreement has been signed on 15.02.2022 in this regard.</li> </ul>																		
4.	North Tisra / South Tisra Expansion OCP (6 MTY) (Variant-II)	6.0	<ul style="list-style-type: none"> <li>NT-ST OC Project having production capacity of 6.0 MTY along with the Financial Appraisal Report of M/s ICRA Management Consulting Services Ltd was approved by BCCL Board in its 304th meeting held on 03.02.2014 and subsequently approved by CIL Board in its 304th meeting held on 12.02.2014 at a total Capital outlay of ₹ 555.52 Crores with an IRR of 18.59% to be worked on hired HEMM basis.</li> <li>The Project is in operation and presently it comprises of two Hired HEMM Patches.</li> </ul> <p><b>PRODUCTION :</b></p> <table border="1"> <thead> <tr> <th>Year</th> <th>2017 -18</th> <th>2018 -19</th> <th>2019 -20</th> <th>2020 -21</th> <th>2021 -22</th> </tr> </thead> <tbody> <tr> <td>Target (MTe)</td> <td>3.76</td> <td>3.08</td> <td>4.11</td> <td>3.70</td> <td>2.90</td> </tr> <tr> <td>Prodn. (MTe)</td> <td>3.03</td> <td>2.48</td> <td>2.53</td> <td>2.26</td> <td>3.17</td> </tr> </tbody> </table> <p>A revised PR of 8.5 MTY capacity has been prepared which is under the process of approval.</p>	Year	2017 -18	2018 -19	2019 -20	2020 -21	2021 -22	Target (MTe)	3.76	3.08	4.11	3.70	2.90	Prodn. (MTe)	3.03	2.48	2.53	2.26	3.17
Year	2017 -18	2018 -19	2019 -20	2020 -21	2021 -22																
Target (MTe)	3.76	3.08	4.11	3.70	2.90																
Prodn. (MTe)	3.03	2.48	2.53	2.26	3.17																

#### 12.7. Rapid Loading System (RLS)

Sl. No	Name of the Mine/Project	Cap. (MTY)	Status
1.	Rapid Loading System (RLS) at Maheshpur, Govindpur Area Capital – ₹ 134.24 Cr.	5.0	<p><b>STATUS OF SILO</b></p> <ul style="list-style-type: none"> <li>Work Order for supply of equipment and work &amp; services was issued in favour of M/s S.K. Samanta &amp; Co. (Pvt. Ltd) on 5.4.2011 &amp; Agreement signed on 18.05.2011.</li> <li>The work of construction SILO is complete.</li> <li>PG test was completed on 18.09.2020 and it is in operation since 15.10.2019.</li> </ul> <p><b>STATUS OF SIDING</b></p> <ul style="list-style-type: none"> <li>LOA for construction of Railway siding at Maheshpur with RLS has been issued to M/s HCPL- MBPL (JV), Deoghar by M/s RITES</li> <li>A Land leasing agreement has been signed between BCCL and EC Railways of 25.9 acre land on 16.06.2020.</li> </ul> <p>The Agency started the work on 02.03.2020. At present work is going on. Earth cutting work for Tundoo underpass to SILO output is 70 % done.</p> <p><b>HINDRANCES:</b></p> <p><b>Construction of WBM Road:</b> Construction of the black top road up to 640m connecting Chitahi Basti has been completed. Further road of 280 m has been demanded by the local villagers as an alternative to the black top road beyond 640m. A proposal for the same has been approved. The tender for the work opened on 09.03.2022. It is under scrutiny.</p>

## 12.8. NEW SANCTIONED PROJECT

Kapuria UG Project (Phase-I) (1.83 MTY) was approved by CIL Board in its meeting held on 12.07.2021.

## 12.9. CAPITAL PROJECTS AND SCHEMES

i) Mining projects costing more than ₹ 20 Crore completed during the year 2021-22 with approved capacity & capital.

NIL

ii) Mining projects costing more than ₹ 20 Crore that have started contributing during the year 2021-22.

NIL

iii) Mining projects costing more than ₹ 20 Crore sanctioned during the year 2021-22 with approved capacity & capital.

Sl. No.	Projects	Subsidiary	Date of Approval	Sanctioned Capacity (Mtpa)	Sanctioned Capital (₹' Crore)
1	Kapuria UG	BCCL	25.03. 2021 - by BCCL Board in its 376 <sup>th</sup> Board Meeting 12.07. 2021 - by CIL Board	1.83	₹ 3020.08 Cr (BCCL portion capital -approved by CIL Board)

iv) Non mining projects costing more than ₹ 20 Crore sanctioned during the year 2021-22 with approved capacity & capital.

Sl. No.	Projects	Subsidiary	Date of Approval	Sanctioned Capital (₹' Crore)
1.	Bhojudih Washery Solar Power Plant (25 MW)	BCCL	28.01.2022	146.94

v) RPR/RCEs costing more than ₹ 20 Crore sanctioned during the year 2021-22 with approved capacity & capital.

NIL

vi) Projects Foreclosed during the year 2021-22.

NIL

## **12.10. CMM/CBM PROJECT**

### **PRE-DRAINAGE OF METHANE FROM XVI SEAM MOONIDIH COLLIERY**

- Pre-drainage of Methane from XVI T Seam of Moonidih Colliery was taken up as a demonstration project.
- After approval of the Pre-feasibility report (PFR) a tender was floated twice, first on 07.09.2018 and then again on 09.07.2019 after modification in the NIT but the tender had to be cancelled on both the occasions, as no bid was received despite two extensions.
- A fresh tender was floated on 31.03.2020 after the approval of the Modified Global Bid Document for floating of NIT.
- The bid opened on 28.09.2020, and one bidder M/s Deep CH<sub>4</sub> Ltd participated in the tender, but techno-commercially disqualified, hence Bid was rejected and cancelled.
- Work Order issued to CMPDI on 09.10.2020 for providing services as Project Management Consultant for pre-drainage of Methane from XVI top seam.
- Work Order issued to CMPDIL on 17.03.2022 for revising the scope of the work of the Global Bid Document of pre-drainage of Methane from XVI top seam, before re-tendering.

### **EXPLOITATION OF METHANE FROM JHARIA CBM/CMM BLOCK**

- An area under mining leasehold of Kapuria, Moonidih, Jarma, and Singer blocks in BCCL, measuring around 26.55 Sq. Km has been delineated for commercial development.
- The Gas-In –Place over the delineated area of 26.55 Sq. Km has been assessed as 25 Billion Cubic meters (BCM). A comprehensive 30-year production profile for the full field has been developed.
- Project Feasibility Report was prepared by CMPDI and approved “in principle” by BCCL Board in its 345th meeting held on 03.08.2018.
- The tender was floated on 30.10.2020 and opened on 06.01.2021 and after evaluation of the Techno-Commercial bid, M/s PEPL qualified, and then the price bid was opened on 16.02.2021.
- TC recommended for award of work to M/s PEPL after duly vetting the bid.
- LoA was issued by BCCL on 8th June 2021 and is accepted by the successful bidder.
- The revenue Sharing Contract was signed on 20th September 2021 and Bank Guarantee has been submitted on 30th October 2021.
- EMP has been prepared by CMPDIL and the application for obtaining EC has been submitted to State Environment Impact Assessment Authority on 31st March 2022.

## **12.11. COAL BLOCKS IN BCCL**

The status of the EAST OF DAMAGORIA (KALYANESHWARI) Coal Block, allocated to BCCL under the CMSP Act, is described hereunder

### **EAST OF DAMAGORIA (KALYANESHWARI) Coal Block:**

- MOC has allocated East of Damagoria (Kalyaneshwari) Coal Block to BCCL under CMSP Act 2015 vide letter no. CBA2-13011/1/2017-CBA2 dated 03.10.2018. An agreement was signed on 26.09.2019 between the Nominated Authority of MoC and the Authorized Signatory of BCCL.
- Payment of ₹ 62.5 Cr against 50% upfront payment and ₹17.341688 Cr against the Fixed amount has been made to MoC on 25.10.19. Further, a Bank Guarantee of ₹ 124.3328 Cr has been furnished to MOC as Performance Security.

- Allotment Order was issued by MoC, vide Order No.: F. No. 103/2/2015-NA-Part (1) dated 21.11.2019 and it has been received on 02.12.2019.
- A Mining Plan comprising partial land under East of Damagoria (Kalyaneshwari) Block has been prepared by CMPDI and approved by BCCL Board on 06.05.2020.
- There is a boundary overlap issue of Kalyaneshwari Block with adjoining Sitarampur Block and remaining leasehold areas of SAIL & ECL falling within this Kalyaneshwari Coal Block.
- MoC has been requested for early resolution of issues concerning the Block boundary of Kalyaneshwari and for allocation of Sitarampur Block to BCCL. MoC has also been requested for the transfer of 121.76 Acre of mining leasehold area including surface right from ECL to BCCL.
- Project Report of East of Damagoria (Kalyaneshwari) OCP under preparation at CMPDI. PR will be finalized after getting a decision from MoC in respect of issues concerning the Block boundary of Kalyaneshwari and for allocation of the Sitarampur Block

### **Coal Blocks surrendered to MoC**

#### **Pirpainti Barahat Coal Block & Mandar Parvat Coal Block**

- Pirpainti Barahat & Mandar Parvat Coal blocks were allocated to BCCL under the provisions of MMDR Act, 1957 as per MOC letters dated 12.01.2018 & 18.01.2018.
- Project Reports (PRs) and Abridged PRs of Pirpainti Barahat OCP & Mandar Parvat OCP were submitted by CMPDI.
- Due to financial unviability, a Proposal for the surrendering of both the coal blocks to MoC was placed before BCCL Board and it has been approved by BCCL Board in its meeting held on 26.05.2021.
- A request has been made to MoC for acceptance of surrender of Pirpainti Barahat & Mandar Parvat Coal Blocks and refund of the upfront amount of ₹250 Cr to BCCL, vide letter no. CIL/PMD/Geology/BCCL Coal Block/21-22/13 dated 21.07.2021.
- The request for surrender of Pirpainti Barahat & Mandar Parvat Coal Blocks as well as the request for refund of the upfront amount has been accepted by MoC vide letter no. CBA1-13016/12/2017-CBA1 (FTS: 336523) dated 14.12.2021 and BCCL was advised to submit a proper claim for refund of the upfront amount.
- Accordingly, a request was made to MoC for a refund of the upfront amount paid against these two coal blocks vide letter no. BCCL/D (T) OP Sect/F-36/2021/269 dated 18.12.2021.
- The sanction for a refund of the upfront amount has been accorded vide sanctioned order no. CBA1-13016/12/2017-CBA1 (FTS: 336523) dated 04.02.2022 issued by MoC and amount was credited to BCCL on 31.03.2022.

### **12.12.PRODUCTION ROAD MAP:**

BCCL has made Production Plan to produce coal with following programme for next four years:

<b>Year</b>	<b>2021 -22</b>	<b>2022 -23</b>	<b>2023 -24</b>	<b>2024 -25</b>	<b>2025 -26</b>
<b>Production ( MTe)</b>	30.00	32.00	40.00	45.00	51.00
<b>Growth (%)</b>	-----	06.67	25.00	12.5 0	13.34

### 12.13. RAILWAY SIDING INFRASTRUCTURE

1. Construction of Maheshpur Siding with RLS at Govindpur Area	(i) In spite of several hindrances at site and effect of COVID-19, the achievement of physical progress of Civil work is 35% progressive. Job is continued.
2. Extension of NLOCP siding at CV Area	In spite of land dispute issue raised in Dhanbad Court and effect of COVID -19, the achievement of physical progress as on date are as under. (1) PF Wall -310 Mtrs (2) Formation bed -270 Mtrs. (3) Drain -195 Mtrs. No operation is being done presently due to the legal dispute.
3. Extension of Burragrah Siding to make full rake length at Bastacolla Area.	The work will be done by South Eastern Railway on deposit basis and in this respect an amount of ₹ 2.64 Crore has been submitted to Railway on 21.08.2021.
4. Dismantling of CK West Siding for future opencast at Lodna Area	The work will be done by East Central Railway on deposit basis and in this respect an amount of ₹ 0.5423 Crore have been deposited to Railway on 12.03.2021. Substitute loading arrangements will be in Gol 6 and Gol 9 sidings.

### 13. ESTATE

Year	No of Employment released	Land acquisition (in Ha)			Compensation (₹' Crores)		Registration & other cost. (₹' Crore)	Amount involved (₹' Crore)
		L.A	C.B. A	Purchased	Against land	In lieu of employment		
2021-22	02	00	00	5.8995	1.97	0.00	0.17	2.14

### 14. FOREIGN COLLABORATION :

At Present there is no foreign collaboration project under implementation in BCCL

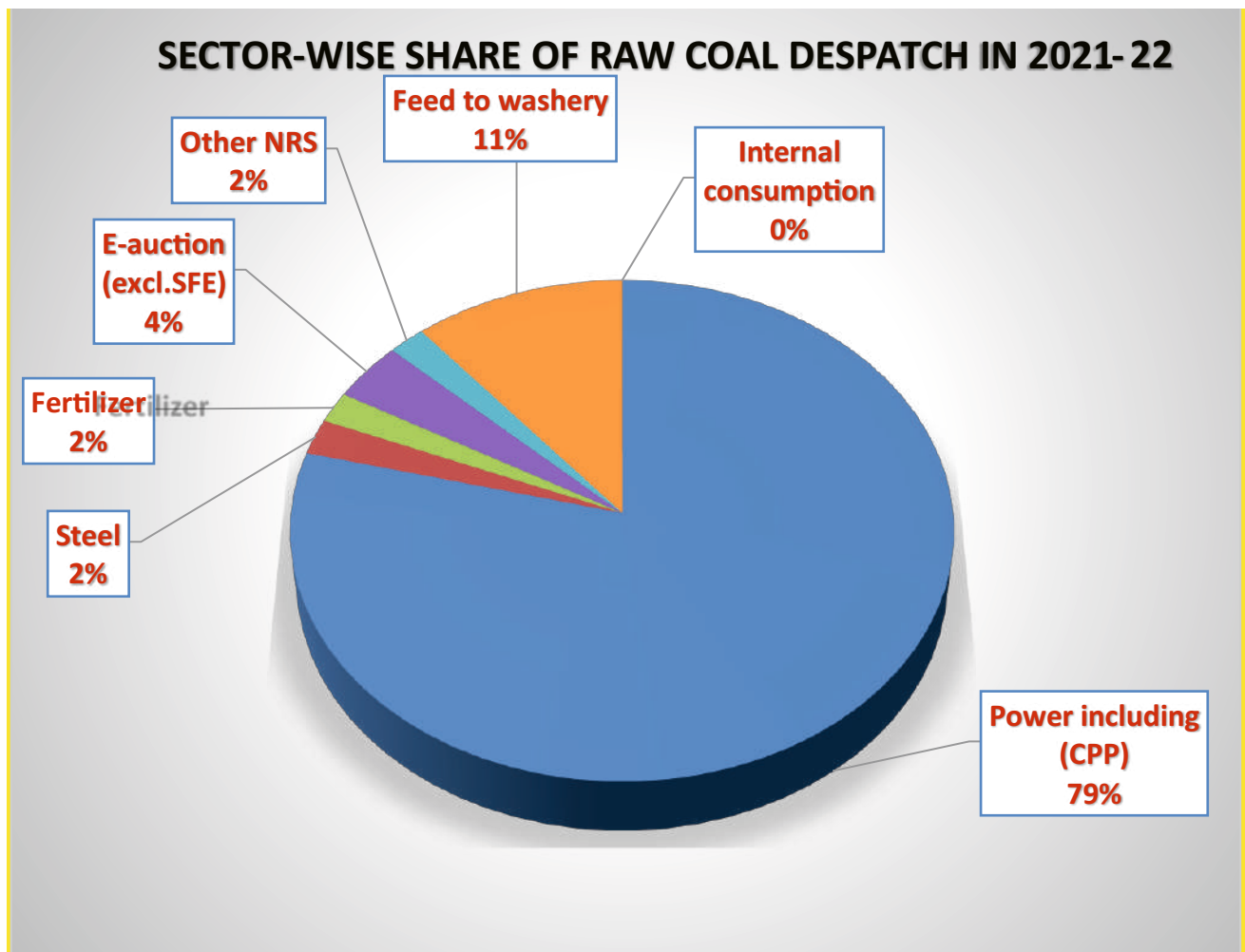
### 15. MARKETING:

#### 15.1 Details of supply of raw coal :

Sector	Target (MT)	Actual in 2021 -22 (MT)	% Achievement	Actual in 2020 -21 (MT)	% Growth over last year
Power including (CPP)	20.40	25.46	125%	17.12	49%
Steel	2.07	0.73	35%	1.03	-29%
Fertilizer	1.00	0.64	64%	0.94	-32%

Sector	Target (MT)	Actual in 2021 -22 (MT)	% Achievement	Actual in 2020 -21 (MT)	% Growth over last year
E-auction (excl. SFE)	1.23	1.23	100 %	0.95	30 %
Other NRS	1.00	0.63	63 %	0.45	39 %
Feed to washery	6.30	3.56	57 %	2.63	36 %
Internal consumption	0.00	0.00	0 %	0.00	0 %
<b>TOTAL</b>	<b>32.00</b>	<b>32.25</b>	<b>101 %</b>	<b>23.12</b>	<b>40 %</b>

Note: As per AAP target of CIL



### 15.2 (A) Sales Realisation:

During FY: 2020-21, BCCL faced acute shortage of fund due to less realization from FSA consumers. Special efforts were initiated in 2021-22 for realization of coal dues. As a result, realization of ₹ 15923.01 crore has been made in 2021-22, and this in an all time high realization in any previous financial years. Details of Gross Sales vis-à-vis Realization during last five years are given as under:

Sl. No.	Year	Gross sales (₹' Crore)	Realization (₹' Crore)	% of Realization
1	2021-22	12867.34	15923.01	123.75%
2	2020-21	8521.62	8005.91	93.95%
3	2019-20	12224.47	10091.60	82.55%
4	2018-19	12899.98	15046.94	116.64%
5	2017-18	10773.92	12056.97	111.91%

### 15.2 (B) Settlement of Outstanding Dues:

Special drive was initiated in 2021-22 for settlement of old disputed dues with various FSA consumers. A series of bilateral settlement meetings were held with DVC and PSPCL. Resultant position of bilateral settlement is as under:

Sl. No.	Name of the consumer	Settled Disputed Amount (₹' Crore)	Amount received by BCCL (₹' Crore)	Amount written - off by BCCL (₹' Crore)
1.	DVC	68.87	56.38	12.49
2.	PSPCL	80.72	80.72	0.00

### 15.3. e-Auction:

During the year 2021-22, various e-Auction schemes were conducted and a total quantity of 135.38 Lakh tonnes was offered for e-Auctions and the actual quantity sold out was 34.99 Lakh tonnes. Scheme-wise performance of various e-Auctions is as follows:

**BCCL: Scheme-wise e-auction performance during 2021-22**

Scheme Name	2021-22			2020-21			% Growth in Gain over Notified Price
	Bid Quantity (IN LT)	Lifted Quantity (IN LT)	Gain on Notified price (₹' Crore)	Bid Quantity (IN LT)	Lifted Quantity (IN LT)	Gain on Notified price (₹' Crore)	
Special Forward e-auction	3.36	2.43	3.75	1.00	2.08	0.00	-
Exclusive e-auction	3.19	2.46	144.98	8.28	3.99	44.83	223.40
Spot e-auction	20.73	5.40	404.10	9.98	6.22	73.74	448.01
Special Spot e-auction	0.27	0.53	1.92	1.00	0.27	1.49	28.59
Special Spot e-auction for Import Substitution	7.44	4.46	86.26	5.35	0.94	20.75	315.71
<b>TOTAL BCCL</b>	<b>34.99</b>	<b>15.26</b>	<b>641.01</b>	<b>25.61</b>	<b>13.51</b>	<b>140.81</b>	<b>355.23</b>

N.B: Lifted quantity also includes despatch against last year booking in e-auction.

**15.4. Power Consumer wise supply under FSA 2021-22:**

Name of Power Company	ACQ in 2021-22(in LT)	Supply of Coal and Coal Products (in LT)	% Materialisation (2021-22)	% Materialisation (2020-21)
Total DVC	103.16	111.44	108 %	93%
Total NTPC	33.83	65.32	193 %	32%
Total WBPDCCL	36.43	26.74	73 %	67%
Total UPRVUNL	26.13	10.86	42 %	46%
Panipath	11.6	8.35	72 %	4%
Ropar	3.33	4.09	123 %	40%
DPL	6.2	6.07	98 %	111%
MPL	18.43	17.42	95 %	75%
Budge Budge (Unit -III)	4.12	3.09	75 %	49%
MGTPP	8.89	11.05	124 %	50%
<b>Total Power Utility</b>	<b>252.120</b>	<b>264.44</b>	<b>105 %</b>	<b>68%</b>

## 16. FOREIGN EXCHANGE EARNING & OUTGO:

### 16.1 Foreign Exchange Outgo

(₹' Crore)

Items	2021 -22	2020 -21
Stores, Spares & Components	NIL	NIL
Capital Goods	NIL	NIL

### 16.2 Procurement of HEMM

Particulars	Nos.	Date	Surveyed Off Nos.	Surveyed Off Capacity
280 HP Motor Grader	06	26-05-2021	Against Scheme	NA
28 KL Water Sprinkler	02	10-12-2021	01	01 no.-28-KL
10 KL Diesel Bowser	02	10-12-2021	01	01 no.-10-KL
60 T Rear Dumper	28	02-02-2022	31	24 nos.-60T, 7 nos.-35T
5-6 Cum Shovel	07	14-02-2022	08	6 nos.-5-6 Cum & 2 nos - 2.7-3 Cum
410 HP Dozer	04	11-02-2022	04	4 nos. -410 HP
160 MM Drill	07	28-03-2022	07	07 nos. -160 MM Drill
Mobile Service Van	05	28-03-2022	Against Scheme	NA

### MOU Compliance Parameter (2021 -22)

#### Item SI. No. -1:-

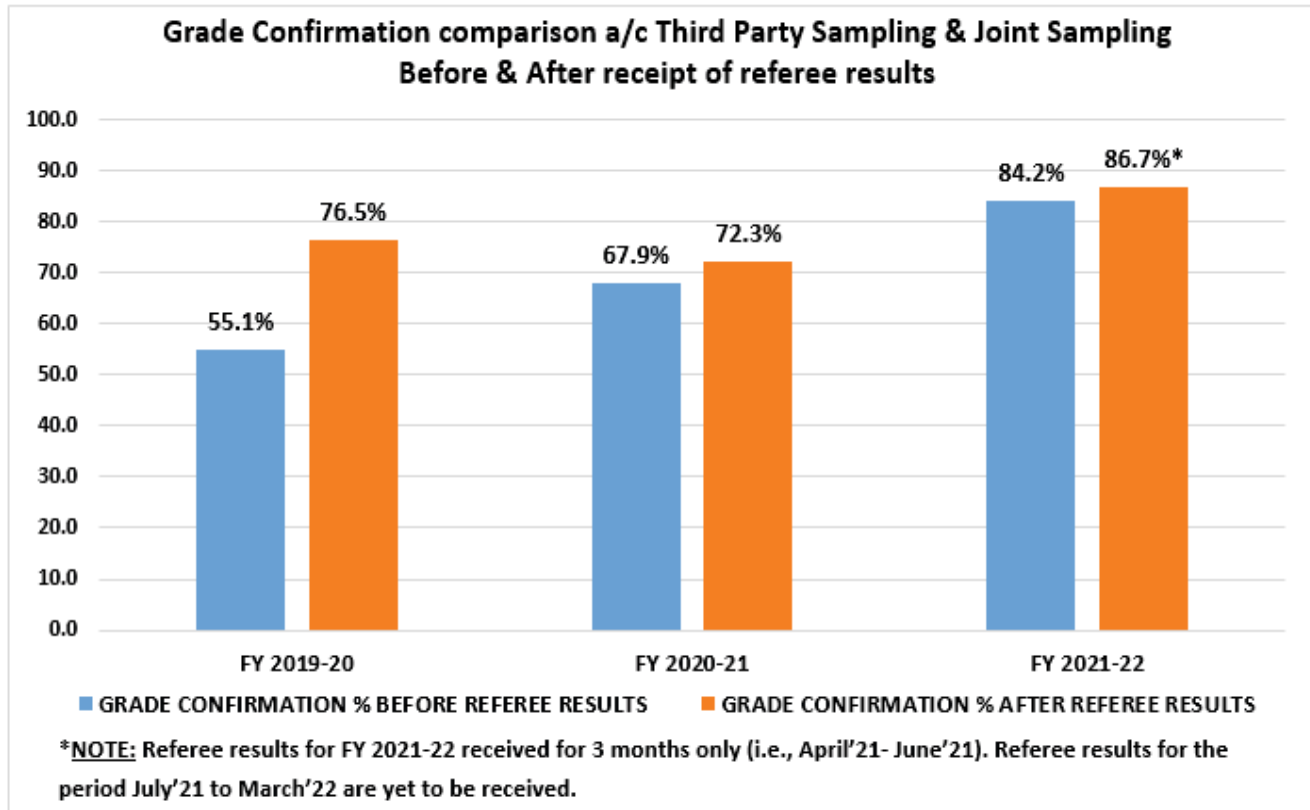
Performance Criteria	Unit	Achivement
25% of total procurement from GEM Portal: (Procurement of goods and services through GeM Portal during the year as per GeM)/ (Total Procurement of goods and services during the previous year as per Sambandh portal) *100	%	25.05
<b>Note:</b> - Procurement of Goods through GeM portal for the year 2021-22 = ₹ 9195.19 lakhs Total procurement of goods during the previous year i.e. 2020 -21 = ₹ 36708.19 lakhs		

## 17. QUALITY CONTROL

### 17.1 Sampling (Joint/3rd Party Sampling Status)

a) Successful implementation of Third Party sampling at all loading points, for all the consumers of BCCL for all modes of coal dispatch. As per FSA & MoU, all enabling conditions have been fulfilled by BCCL for Third Party Sampling. If for any unavoidable circumstance(s) third party sampling agencies are not able to undertake the sampling work, Joint Sampling is conducted at the loading end (clause no. 4.7.6(a) of the Fuel Supply Agreement executed with various Power Utilities, clause no. 5.7.6(a) for private consumers & relevant clause(s) for other consumers).

b) Grade Confirmation percentage, on account of Third Party & Joint sampling, for FY 2019-20, FY 2020-21 & FY 2021-22:



- (c) For FY 2021-22, analysis results of challenged referee samples on account of Third Party Sampling from July, 2021 onwards are yet to be received.
- (d) For FY 2021-22, after receipt of referee samples analysis results for the period of April'21 to June'21, grade confirmation percentage, on account of Third Party & Joint sampling, for the period of April'21 to June'21 has improved from 83.68% to 92.99%, which complies with the directives of Ministry of Coal, GoI.
- (e) The above trend of grade confirmation shows continuous improvement in grade realization. Further improvement in grade realization will be achieved from receipt of referee analysis results for FY 2021-22.

## 17.2 Achievements during the year

- (a) For FY 2021-22 the overall percentage conforming to declared grade on account of Third Party & Joint sampling (without referee results) is 84.2% (provisional) against 67.9% during FY2020-21 (without referee results), registering an improvement in grade realization of 24.01% over last year. The grade confirmation for FY 2021-22 is the highest among all the subsidiaries of Coal India Limited.
- (b) During 2021-22, new grade of ROM fraction of 10 (ten) seams of various collieries have been notified.
- (c) Resolution of long pending reconciliation issues of Pre-CIMFR era with PSPCL.
- (d) Resolution of pending reconciliation issue of acceptance of referee results with DPL.

- (e) Resolution of pending reconciliation issue of acceptance of referee results with NTPC Unchahar.
- (f) Resolution of pending issues with DVC since 2017-18 regarding acceptance of sampling results (in absence of Third Party Sampling).
- (g) Implementation of clause 0.4 of IS:1350 (Part-2) in Third party Sampling (for rounding off the decimal in the proximate analysis):
  1. There is a provision in IS:1350 (Part-2) (clause 0.4) for rounding off the decimal to one decimal digit in the proximate analysis of coal samples.
  2. However, readings of proximate analysis in QCI analysis reports & also in referee challenges analysis reports received from various referral labs were in double decimal digits. This practices amounted to significant loss of BCCL.
  3. This discrepancy was reported to the Director (Marketing), CIL and was requested for resolution on the aforementioned discrepancy prevailing in third party sampling work.
  4. The matter was taken into cognizance by Coal India Ltd. and subsequently Third Party Sampling agencies & referral labs were advised to abide by the provision in IS:1350 (Part-2) (clause 0.4) and also has been implemented in analytical laboratories of CIL subsidiaries.
- (h) Successful implementation of ERP in Quality Control Dept.

### **17.3 Action taken for improvement in Quality & Consumers Satisfaction**

- (a) SOP has been prepared for maintenance of grade & distributed to areas of BCCL. SOP reflects the responsibilities of executive(s) in every stage of coal production & dispatch.
- (b) Officials of QC Department make regular inspection of sidings to monitor grade of dispatched coal and thereafter, detailed discussion are held with area authorities for improvement in quality of coal dispatched.
- (c) Grade slippage report of every area is compiled on monthly basis and is circulated to concerned areas every week for taking corrective measures.
- (d) Quality Coordination meetings with all Area Sales Managers/ Area Quality Managers are held every month to discuss the issues related to quality, size dispatches, third party sampling etc.
- (e) A dedicated team, comprising officers, supervisors & workers, has been deployed in each shift at every loading point for supervision of third party sampling work. The team(s) is instructed to ensure that the sample is collected & prepared in proper manner by the third party sampling agency(s).
- (f) Sensitization of concerned officials for their duty to ensure quality coal supply to consumers.
- (g) All Supervisory and managerial personnel, who are directly involved in production & dispatch have been advised to maintain quality of coal produced by:
  1. Adapting Selective Mining
  2. Evolve suitable drilling/ blasting pattern
  3. Segregation of stones & shale at source itself
  4. Carefull Loading into truck at the faces and stock yard.
  5. Selective handling of contaminated coal found due to fire in seams & other mining problems.
- (h) Proper lighting arrangement at working places/coal dump/railway sidings.
- (i) Maintaining separate stock piles for fiery & non-fiery coal.
- (j) In case of fiery seams, separate grades have been declared by CCO for fire & non-fire zones of the particular coal seam.
- (k) Brainstorming in all levels of management for remedial measures to produce & dispatch good quality coal as per the declared grade and thereby to mitigate grade slippage

- l) For promoting consumers' satisfaction, Meeting(s), telephonic/ text message conversations with consumers of BCCL to discuss the issues regarding quality & sized dispatches and grievance redressal.
- m) Complaint regarding alleged receipt of poor quality coal and oversized coal mixed with large sized extraneous material received from power house(s)/ consumers is immediately communicated to concerned authority within same day. Concerned Authority are asked to take suitable remedial steps. Further, officials of QC Dept. & M&S Dept. visit the concerned area to assess siding(s), dumps & the coal being dispatched to the consumers and discussions are held with the area authorities regarding dispatch of good quality & crushed coal to consumers, to prevent the occurrence of complaint(s) again.
- n) At the end of every month, stone assessment is conducted at various power houses jointly by BCCL & concerned power house officials (as per FSA).

**17.4 Declaration of 2021-22 as “Year of Quality”**

2021-22 was declared as “Year of Quality”. During the Senior Officers' Meeting chaired by Secretary (Coal) on 26.04.2021, emphasis was laid on improvement in coal quality.

- a) Quality Awareness Drives were conducted by Quality Control Department in areas of BCCL. Quarterly Inter Area level inspection of Mines, Sidings, Crushing Arrangements, Enabling Condition, Coal Analytical Laboratory etc. were conducted.



- b) Areas were felicitated and awarded prizes, on quarterly basis, in respect of maintenance of siding, crushing & grade confirmation.



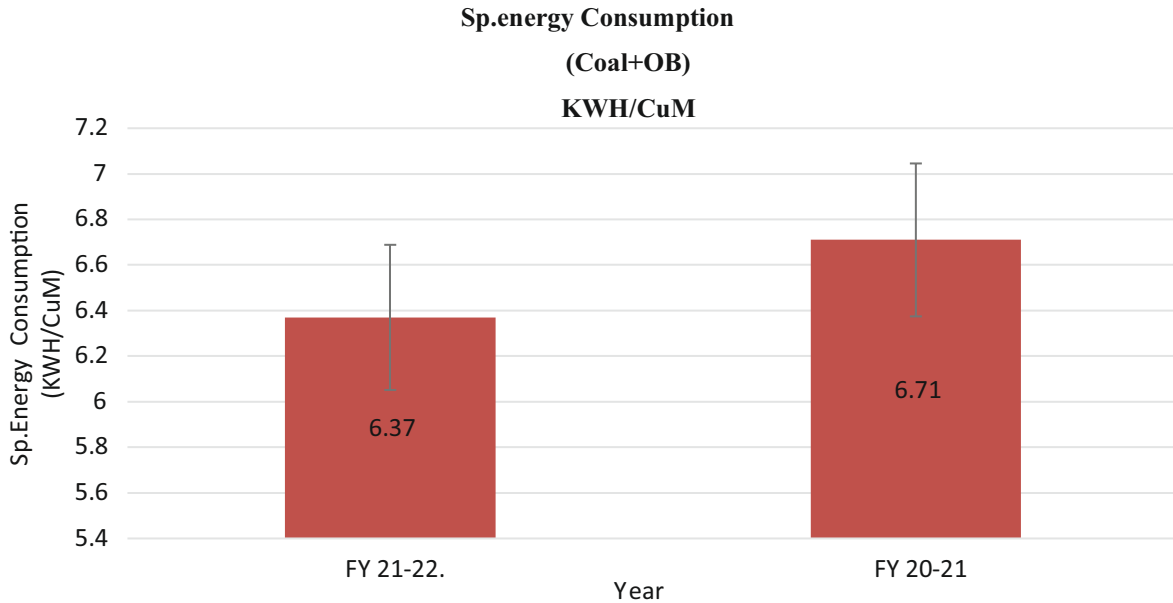
## 18. CONSERVATION OF ENERGY

### 18.1 Steps taken or Conservation Measures Taken for Energy Conservation:

Sl.No	Description	Remarks
1.	LED Lights	BCCL has stopped procurement of GLS Lamps, Tube fittings, Tube Lights. GLS Lamps and other conventional light fittings are being replaced by LED Light fittings in all official/industrial premises. 2700 Nos. of LED lights have already been procured in FY 21-22. Further PO is to be placed shortly for 2374 Nos. of LED lights.
2.	Energy Efficient A C	71 Nos. of energy efficient ACs have been installed in FY 21-22.
3.	E-Vehicle	Hiring of 15 Nos. of E-vehicle under wet lease arrangement is in process and work order placed on 4.5.2022
4.	Energy Efficient Motors	2 Nos. of energy efficient motors have been installed.
5.	Energy Efficient water heaters	74 Nos. of energy efficient water heaters have been installed in FY 21-22.
6.	High Mast Lighting Tower	Purchase Order placed for 58 Nos. of High Mast lighting tower with LED based flood light fittings in FY 21-22 and delivery is expected shortly.
7.	Auto Timer Switches	Purchase Order placed for 70 Nos. of Auto timer switches in FY 21-22 and delivery is expected shortly.
8.	Energy Efficient Super Fan	BCCL is now procuring energy efficient super fan in place of conventional ceiling fans. 209 Nos. of BLDC ceiling fans have been installed.
9.	Capacitor Bank	New proposal of procurement of capacitor bank and capacitors has is under tendering. After supply of Capacitor Banks, the same will be installed to improve power factor.

### 18.2. Specific Energy consumption of BCCL for the financial year 2021-22 and 2020-21:

Particulars	2021-22	2020-21
Sp.Energy consumption (KWH/Te) (For Coal)	26.37	32.96
Sp.Energy consumption (KWH/CuM) (For Coal+OB)	6.37	6.71
Total Energy Consumption (MKWH)	804.50	812.65



**Reduction in Sp.energy Consumption by 5.07% in FY 2021-22 as compared to FY 2020-21.**

**18.3 Actions taken/Proposed to be taken towards commissioning of Solar Power Plants/Projects at BCCL:**

❖ **Solar Power Initiatives**

<b>Status of Roof Top Solar Projects at BCCL</b>			
Sl No.	Project	Amount (₹' Crore)	Status
1	110 KW Solar Plants(with battery Backup) at different magazines of BCCL	1.25	Work Order placed to M/s Sunfeed Ecosolutions India Pvt.Ltd on 18.08.2021 for Work Value of ₹1,25,63,602. Work Execution is in progress. 70 KW rooftop solar plant is installed in March 2022 and installation of 40 KW is expected to complete in June, 2022.
2.	297 KW On -Grid Roof Top Solar Plant at Bastacolla, WJ & Tetulmari Area Office.	1.15	Work Order Placed to M/s Greenon Energy Services dated 13.12.2021. Site handover letter to the party was issued on 07/03/22. The work expected to complete in July, 2022.
3.	1.2 MW On -Grid Rooftop Solar Power Plant on 19 Buildings in diff. Areas of BCCL	4.84	WO placed to M/s Sungrace Energy Solutions dated 28.12.2021. Work in Progress.Work completed at 7 sites (255 KWp) - Kalyan Bhawan, Jagjeevan Nagar Guest House, CCWO, civil Office, CISF and School of Nursing. Work is in progress for 350kWp plant at Nehru Complex and DAV School and it is likely to be completed shortly. The work for remaining 615 kWp solar plant will be completed by end of May' 22.

**Grid Connected Solar Rooftop PV Projects at different locations of BCCL**



**Solar panel at CCWO, office**



**Solar Panel at Nursing Hostel**



**Solar Panel at Jagjivan Nagar Guest House**

Status of Roof Top Solar Projects at BCCL			
Sl No.	Project	Amount (₹' Crore)	Status
1	25 MW Ground mounted solar power at Bhojudih washery	146.94 (Estimated Cost)	PMC Assignment of Solar Energy Corporation of India (SECI) terminated. Proposal for termination of PMC of SECI and subsequent Tendering through CIL Navikarniya Urja Ltd. (CNUL) in CAPEX mode, approved by FDs of BCCL dated 16.12.2021. Revised Estimate prepared by CNUL amounting to ₹146.94 Crore approved by BCCL Board and communicated to CNUL on 21.01.2022. Tender floated by CNUL on 03.03.2022, Pre-bid meeting held on 11.03.2022 and tender opened on 08.04.2022. Tender scrutiny done by CNUL and under Cancellation and retendering due to single invalid offer.
2	20 MW Solar Power Plant near Dugdha Washery	CAPEX (Estimate yet to be received)	PMC Assignment of EESL terminated. Approval accorded by FDs of BCCL for termination of PMC of EESL & Tendering through CIL Navikarniya Urja Ltd.in RESCO mode, approved by FDs of BCCL dated 16.12.2021. CIL has been communicated to take up the job for tendering through Navikarniya Urja Ltd. in CAPEX mode. Revised DPR along with estimate is to be submitted by CIL Navikarniya-Urja-ltd (CNUL).

#### 18.4 Energy Consumption :

Description	2021 -22	2020 -21
Purchased Unit (MKWH)	804.50	812.65
Total billed amount (in ₹ Crore)	434.50	404.73
*Increase in billed amount is due to revision of Tariff by DVC		

#### 19. Safety

##### 19.1 Accident Statistics 2021-22 VIS-à-VIS 2020-21

There has been considerable reduction in the incidents of fatal & serious accidents in 2021-22 compared to 2020-21:

PARTICULARS	2021 -22	2020 -21	% age change in 21-22 compared to 20-21
No. of Fatal Accidents	1	4	-75%
No. of Fatalities	1	5	-80%
No. of Serious Accidents	5	8	-37.5%
No. of Serious Injuries	5	9	-44.4%

### 19.2 Mechanism for monitoring of safety status in mines as per law:

For ensuring safety of men, machines & mines, the following provisions in mines of BCCL have been made:

- (i) Deployment of statutory persons for supervision, management, direction and control of mining activities as per provision of statute and as per requirement of permission granted by DGMS.
- (ii) Working of mines as per conditions imposed by DGMS.
- (iii) Inspections of mines by Safety committee & workmen's inspectors.
- (iv) Inspection of mines by ISO as per schedule.
- (v) Backshift inspections of mines by ISO officials.
- (vi) Compliance of violations pointed out by DGMS, ISO and other agencies.
- (vii) Submission of various statutory reports and records to the competent authority.
- (viii) Surprise inspection of mines by ISO officials.
- (ix) Risks of the mine have already been identified in the SMP.
- (x) All the operating mines of BCCL have prepared Site specific, Risk based SMP.
- (xi) Mines Rescue Station has been equipped with sufficient infrastructure to deal any emergency situation.

### 19.3 Special Drives undertaken during the year 2021-22 to improve the Status of Implementation of Road Map on Safety Culture & Climate:

PARAMETERS	IMPLEMENTATION STATUS
Personal Health Counselling of High Accident & Risk prone employees of age group 50+ as directed by 144 <sup>th</sup> CMDs Meet.	Continuing as a regular practice in all Areas of BCCL since August, 2022.
Safety Awareness Program & health check-up undertaken by DGMS on the occasion of "Azadi ka Amrit Mahotsav"	From 7 <sup>th</sup> to 12 <sup>th</sup> March, 2022 in all areas of BCCL
Annual Mines Safety Week-2021 and Final Day Function	AMSW organized in all areas of BCCL from 07 <sup>th</sup> to 12 <sup>th</sup> Feb, 2022 and Final Day Function on 26 <sup>th</sup> Feb, 2022 at TATA Jamadoba Stadium.
Assessment of preparedness to mitigate danger due to fire in Feeder breaker, Electrical Sub-stations & other vulnerable points of Mining operation	26 <sup>th</sup> May to 30 <sup>th</sup> May, 2021 in all Mines of BCCL
Assessment of efficacy of LOTO System & Shutdown Processes in Electrical stations	16 <sup>th</sup> June to 22 <sup>nd</sup> June, 2021 in all Sub-stations of BCCL

### 19.4 Upgradation & modernization of VTCS and designing & implementation of suitable training programmes :

It has been decided in the 145<sup>th</sup> CMDs meet held on 20<sup>th</sup> August, 2021 that all subsidiaries of BCCL will prepare an 'Action Plan' for "Up-gradation & Modernization of VTCs". Further, as decided in the 147<sup>th</sup> Meeting of CMDs held on 22.10.2021, it has been proposed

**"Barora Area GVTC & Moonidih VTC will be converted into Excellence Centre in the year 2022-23."**

The agency to be engaged for this purpose is to be decided by CIL. Presently, based on the evaluation of Request for Quotations (RFQ) responses, the following two agencies out of 10 responses received have been empanelled after obtaining approval J.N. Tata Vocational Training Centre, Jamshedpur and Indian Institute of Skill Development Private Limited, Gurugram.

M/s Deloitte has started preparation of Request for Proposals (RFP). A committee has been constituted by CIL to review the RFQ document to enable wider participation of prospective agencies. Recommendation of the committee will be incorporated in modified RFQ. The said modified RFQ will be floated shortly by CIL after obtaining approval.

### **19.5 Video Clips On Past Accidents:**

Work order to prepare 12 nos. of video clips @ 02 video clips per month has been issued in the month of March, 2021 and 12 nos. of video clips of 3-4 minutes duration have been prepared in 2021-22 depicting fatal accidents occurred in BCCL in 2020, 2021 & previous years for improving safety awareness to all employees of BCCL. These films are being shared to employees through different Whatsapp group, VT Centre etc. In addition to above video clips, Short films on different accidents was occurred in other subsidiaries of CIL are also being shown with discussion on these accidents with employees of collieries in all GVTC of BCCL.

### **19.6 Various recent directives of CIL implemented in BCCL mines for improving safety culture & safety awareness :**

- I. **FORMATION OF SURAKSHA MITRA MANDALI (SAFETY CIRCLE)** – At Mine level, Area Level, Subsidiary level and CIL level involving Workmen Inspector, PSC Members, Safety Officers, Area Safety Officers, Nodal Officer ISO, Nodal Officer (Suraksha Mitra) CIL.
- II. **“TAKE – 5” CONCEPT OF SAFETY ATTITUDE - To adopt the concept of – “Stop & Think, Look for Hazards, Assess the Risk, Make the Changes & Do the Job Safely”.**
- III **“ABCD” OF SAFETY ATTITUDE** - A- Awareness, B- Beware, C- Conscious, D- Diligent
- IV **ROAD MAP FOR SAFETY GOAL TO ACHIEVE “ZERO ACCIDENT/ ZERO HARM”** – A Road Map has been devised by ED(Safety), CIL which shall be a Road of Two Parallel lanes i.e. “SAFETY CULTURE” & “SAFETY CLIMATE”, which consists of various tasks to be completed within a span of 52 weeks, with progress report for each week. The various Tasks & Actionable Activities are :-
  - a. Improving Safety Attitude, Behaviour, Consciousness.
  - b. Formation of Safety Circles/ Safety Groups to inculcate & promote a climate of Employer -Driven Safety Culture, Inclusive Safety Culture, Fellow Feeling, Empathetic thinking among the employees .
  - c. Developing a “LEARNING CULTURE” for the cause of Safety by introducing 'Case Study based Safety Talk ' & ' Sharing Safety Videos'.
  - d. Demonstrating 'INSPIRING MODELS' on the cause of Safety.
  - e. Improving the 'ORGANISATIONAL DISCIPLINE & BEHAVIOUR' specific to the cause of Safety.
  - f. Regular Review every 3 months to add & modify the Road Map Activities as per the situation by ISO (Nodal) & GM (Safety).
- V. **IMPLEMENTING THE CONCEPT OF “ PERSONAL SAFETY COUNSELLING”** - For Personal Counselling, Family Counselling & Counselling by Referrals in the form of Advice, Tips, Assistance, Help, Support & Guidance followed by questionnaires on Safe Practices & Safety Climate.
- Vi. **PREPARATION/REVISION OF THE EMERGENCY RESPONSE PLAN-** The existing 'Emergency Response Plan” in practice at different mines of BCCL has been re-visited to formulate a 'Uniform Emergency Response Plan with scope to include mine specific conditions' for all BCCL mines. The draft Emergency Response Plan has been circulated to all Mines of BCCL.
- Vii. **UNIFORM SOPS OF A SPECIFIC MINING ACTIVITIES** - Revision/review of SOPs of different mining activities presently in practice has been undertaken by ISO to evolve & formulate a 'Uniform SOPs of a specific job with scope to include mine specific conditions'.

### 19.7 Other safety measures taken in 2021-22:

PARAMETERS	IMPLEMENTATION STATUS
SMP (Safety Management Plan)	SMP has been prepared by all working mines of BCCL and Review of these SMPs has been done in association with ISO.
Safety Audit: 2021 -22	Phase I, II & III of Safety Audit- 2021-22 of all the working mines of BCCL has been completed and Report submitted. Deficiencies pointed out in all the three phases of Safety Audit is under the process of rectification by concerned mines.
Special Audit of HOE as per A- 16 format	Special Audit of HoE contracts has been conducted as prescribed under format A16 of the Safety Audit Format in all Hired Patches of BCCL.
Monthly meetings with ASOs of GM(S&R)	Regularly held in all the months
Guidelines issued by ISO for Contractual manpower	Guidelines issued by CIL from time to time for compliance of safety provisions by Contractual persons are communicated to concerned areas for implementation. Additionally, ISO Nodal Officers during their inspections ensure that these guidelines are being followed by contractual employees and necessary observations is recorded in its Inspection Report and compliance status monitored.
Inspections of mines by ISO officials	On an average 15 nos of Inspections per month have been carried out by ISO officials of the mines of BCCL.

### 19.8 Other safety measures:

- (i) **Mock rehearsal on fire, inundation & dump slope stability-** In the year 2021-22, a total of 76 (Seventy Six) nos. of Mock Rehearsals have been conducted in different Mines of BCCL to check the preparedness in case of emergency arising due to fire, inundation & dump slope stability-

Particulars	2021-22	2020 -21
Mock Rehearsal on fire, inundation & dump slope stability in all mines of BCCL	76 nos.	41 nos.

- (ii) **Bi-partite inspection (Area Level)** Team consisting of BCCL Safety Board members & HQ officials along with mine officials inspects mines/washeries of BCCL.

- (iii) **Area Level Tripartite Safety Committee** meetings held with DGMS officials, Management & Area Safety Committee for reviewing safety status in 2021.

- (iv) **Company Level Tripartite Safety Committee-** One Meeting held on 14th February, 2022 at Koyla Bhawan, with DGMS officials, Management & Safety Board Members for reviewing safety status.

### 19.9 Scientific study:

In compliance of Regulation no. 106(2), 196 and Regulation no. 123(1) of Coal Mines Regulations- 2017, Scientific Studies in respect of 'Ultimate Pit Slope, dump slope and slope stability' in case of mechanized opencast working (Reg no. 106(2), Blasting Study in OC Mines (Reg No. 196), 'Strata control and Monitoring plan (SCAMP)' – Reg no. 123(1) and RMR determination (Reg no. 123(2) has been carried out in different mines of BCCL through 'Scientific Agencies' such as CIMFR, IIT-ISM Dhanbad, IIT BHU, IIT Kharagpur, BIT Sindri, NIT Jodhpur etc.

So far from the inception of Reg No. 106 (2) in 2017, till March, 2022 the status of scientific Studies on different parameters conducted in various mines of BCCL is as under-

<b>PARAMETERS</b>	<b>NUMBER</b>
Ultimate Pit Slope, dump slope and slope stability in OCPs	28
Blasting Study in OC Mines (Reg No. 196 )	14
Strata control and Monitoring plan (SCAMP) – Reg no. 123(1) and RMR determination (Reg no. 123(2) & Structural Stability Test	12
<b>TOTAL</b>	<b>54</b>

For the year 2021-22 , a total of 11 (Eleven) nos of work order has been issued in favour of various Scientific Agencies, the details of these work orders is summarised as below-

<b>SI No</b>	<b>Area</b>	<b>Name of the unit</b>	<b>Type of study</b>	<b>Scientific Agency through which work done</b>
1	Kusunda	E.Basseria colliery -OCP	Slope stability	IIT - BHU
2		NGKC -OCP	Slope stability	CSIR - CIMFR
3	Barora	Damoda OCP	Slope stability for Ghutway section	BIT, Sindri
4		AMP OCP (Phularitand Section)	Slope stability	BIT, Sindri
5	Sijua	Nichitpur Colliery - OCP	Method of working,ultimate pit & dump slope, its monitoring	BIT, Sindri
6	Barora	Damoda - OCP	Controlled blasting at Ghutway section	IIT - BHU
7	WJ	Moonidih Colliery- UG	advice to negotiate disturbed/fall zone in the bottom gate of proposed D-16 panel of XVI top seam	CIMFR
8		Moonidih Colliery- UG	to establish the status of XVII/ XVI seam barrier pillar between Moonidih & Bhagabandh Colliery	CIMFR
9	Katras	Salanpur Colliery(UG)	SCAMP Reg.123	BIT, Sindri
10	Govindpur	Maheshpur UG	SCAMP	NIT, Rourkela
11		Maheshpur UG	Degree of gassiness	NIT, Rourkela

## 19.10 Training performance

### (a) Training Performance (No. of participants)

Sl. No.	Type of training programme	2021 -22	2020 -21
1	Management Training & Technical Training	4429	2918
2	IICM	267	97
3	Abroad	03	00
	<b>Total</b>	<b>4699</b>	<b>3015</b>

### (b) Training Performance (No of participants)

Sl. No.	Type of training programme	2021 -22	2020 -21
1	Basic	206	425
2	Refresher	5481	5811
3	Special & Others	1039	1157
4	As per Safety Conference	1639	3296
	<b>Total</b>	<b>8365</b>	<b>10689</b>

### (c) Training of Contractual employees :

Sl. No.	Type of training programme	2021 -22	2020 -21
1	UG Safety Awareness	521	385
2	OCP Safety Awareness	884	1023
	<b>Total</b>	<b>1405</b>	<b>1408</b>

### (d) No. of employees trained for statutory posts:

Sl.No.	Particulars	2021 -22	2020 -21
1	Mine Managership	50	90
2	Overmanship	18	00
3	Mining Sirdarship	31	41
4	Surveyorship	16	00
5	Winding Engine Operator.	12	12
6	Gas Testing	138	175
7	Electrical Supervisor	201	20
	<b>Total</b>	<b>466</b>	<b>338</b>

- (e) 140 HEMM Operators of BCCL have undergone Simulator Training conducted by NCL and OEMs Simulator Training Centre of L&T, BEML, TIL and Tata Hitachi at their premises during 2021-22.

**Simulator training in BCCL in 2021-22**

Particulars	L&T ( Durgapur)	BEML ( Dhanbad)	GAINWELL (CAT Dumper) ( Asansol)	NCL ( Singrauli)
Shovel	16	56	NA	15
Dumper	NA	20	33	-
<b>Total</b>	16	76	33	15

\*\*All departmental HEMM Operators

**Remarks :**

- 22 Excavation Executives were given training at HRD by BEML (APLMS Training)
- Less participation in BEML/ Gainwell (Cat Dumper) Simulator training because of non- release of Operators in peak production period in the month of March.
- Due to pandemic situation of Covid-19, training of Tata Hitachi was put on hold at Kharagpur, West Bengal.

**19.11 Status of procurement action taken for following safety items:**

Name of Item	Nos. procured	Status of procurement	Area where distributed	Stock Position as on 31.03.2022
<b>SCSR 30 Minutes duration</b>	296 nos.	Supplied in March, 2022	To be distributed to Barora Area -272 nos. & MRS -24 nos.	Under Testing & Inspection
<b>Mining shoes</b>	34465 Pairs	Supplied	All Areas of BCCL	15,894 pairs
<b>Helmet</b>	10325	Supplied in Jan, 2022	All areas of BCCL	2293 pieces
<b>Gumboot</b>	7895 pairs	Procured in Jan, 2022	All Areas of BCCL	7600 pairs
<b>Electric Arc Safety Kit</b>	129 Nos.	Supplied in July, 2021	All Areas of BCCL	06 nos.
<b>LED Camp Lamp</b>	7800	Supplied in April, 2021	All Areas UG Mines	1678
<b>Fire Extinguishers</b>	4.5 kg, 6 kg, 9 kg			134 pieces
<b>Mining Timber</b>	Being supplied to all underground mines as per their requisition. R.C (Rate Contract) for the period 01.11.2021 to 31.10.2022 under pipeline.			

### 19.12 Steel supports consumption:

Consumption of Steel materials for roof support during 2021-22 & 2020-21 is as follows:

SI. No.	Item	2021 -22	2020 -21
a.	20 mm Tor Steel	102 MT	197.17 MT
b.	Hollow sq. steel tube	10 MT	NIL
c.	Steel Chocks	NIL	NIL
d.	1.6 mm M.S. Sheet	NIL	1.63 MT
e.	6 mm M.S. plate	35.550 MT	44.10 MT
f.	6mmx150mm MS flat	23.5 MT	36.36 MT

### 19.13 Mines rescue station BCCL:

**A.Introduction:** - Mines Rescue Station (MRS) Dhansar provided services to coal mining industries of India from 1941 up to 1985 under Central Coal Mines Rescue Station Committee, a Central Govt. organization. After 1985, it is being administratively controlled by BCCL and providing services to all mines of BCCL, TATA-STEEL Jharia division and SAIL -CD through MRS and its three rescue rooms, viz. RR Moonidih, RR Sudamdih and RR Madhuban.

**Location:** - Mines Rescue Station BCCL is situated on the west side of Dhanbad-Jharia road at Dhansar, which is 4.0 km away from Dhanbad railway station. Rescue Room Moonidih is situated at a distance of about 12 km from railway station Dhanbad. It is 6 km from nearest railway station Karkend near to Moonidih Project BCCL. Rescue Room Sudamdih is situated at a distance of about 19 km from Dhanbad Railway Station, Dhanbad. It is near railway station Bhowrah opposite to Regional Hospital Sudamdih. Rescue Room Madhuban is situated at a distance of about 35 km from railway station Dhanbad. Its nearest railway station is Jamuni Halt.

#### B. Jurisdictions of MRS and its three units:-

SI. No.	Name of Units	Control Room contact no.	Serving Collieries
1.	MRS Dhansar	9931188280	All Collieries of BCCL, TATA Steel Jharia Division & SAIL-CD.
2.	RR Moonidih	9931188284	All Collieries of PB area and WJ area except Lohapatti Colliery.
3.	RR Sudamdih	9931188281	All collieries of EJ area and SAIL -CD.
4.	RR Madhuban	9931188285	All collieries of Katras, Govindpur, Barora, Block II area and Lohapatti Colliery.

**C. Total nos. of Rescue Trained Persons under MRS = 365**  
(BCCL Employee = 292, TATA-STEEL employee = 56, SAIL-CD employee = 17)

**D. Apparatus details:-** At MRS Dhansar and its three units all the apparatus are maintained as per Mines Rescue Rule 1985 Rule 11(1) and (2) of Schedule-I and Schedule-II to meet any exigencies arising due to Mine disaster-

- a. SCBA-153 Nos.
- b. Reviving Apparatus- 25 nos.
- c. AC Rescue Van – 1 no.
- d. Fire Tender-1 no.
- e. Bucket Stretcher- 2 no.
- f. Air lifting Bag- 2 set
- g. Dummy Body – 3 nos
- h. Water Mist Fire Extinguisher-2 nos.
- i. Telescopic type Ladder – 1 no.
- j. LED Search Light -2 nos.

**E. Achievement (2021-22)**

**1. Emergency dealing during 2021-22 -**

- Rescue Recovery work-
  - a. Rescue of 2 person from collapsed building at Katras on 26.8.21.
  - b. Attended Parvatpur incident on 27.11.21
  - c. Mock Rehearsal practiced at MRS – 04.
  - d. Mock Rehearsal attended at different collieries – 72
    - Fire Fighting-54 places (Shovel fire, Dumper fire, coal stock fire, Fire in wagon, Bush fire etc.)

**Other Achievements**

- Conduct practical performance test of Open Circuit SCBA.
- Organized First-Aid competition at MRS Dhansar.

19.14 Staus of MOU Parameter (2021-22) on Safety in BCCL

SI. No.	Name of Parameter	Unit	Weighted	Target 2021-22	Achievement
10.	% Reduction in Fatal injury over average lowest of previous 3 years out of 5 years	%	3	20	50
11.	% Reduction in Serious injury over average lowest of previous 3 years out of 5 years	%	3	20	27

Year	Fatal Accidents	Serious Accidents
2017	2	13
2018	2	27
2019	6	10
2020	2	9
2021	3	6
2022	1	1

**20. PERSONNEL:**

**20.1 General Statistics with respect to Manpower:**

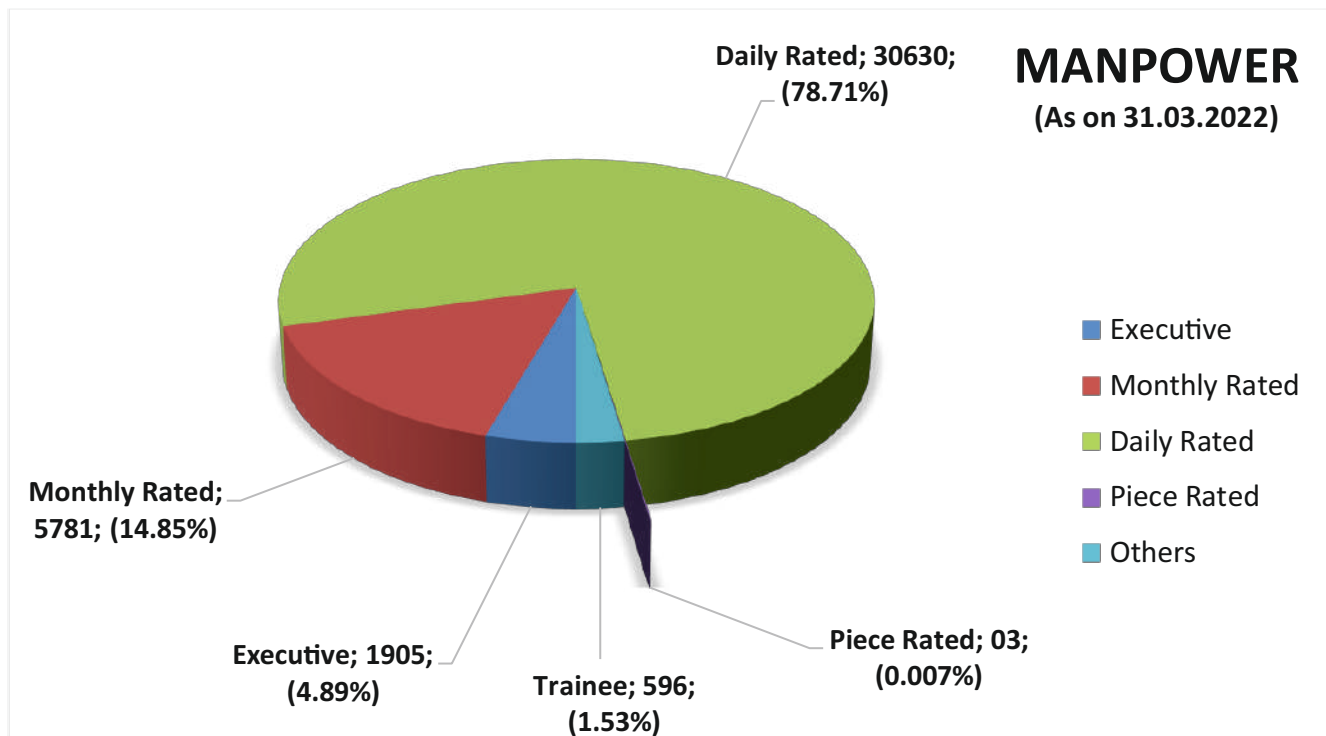
The manpower strength of BCCL as on 1st April 2021 was 41149 and it is 38915 as on 31st March 2022, showing reduction of 2234 (5.43%) manpower during financial year 2021-22.

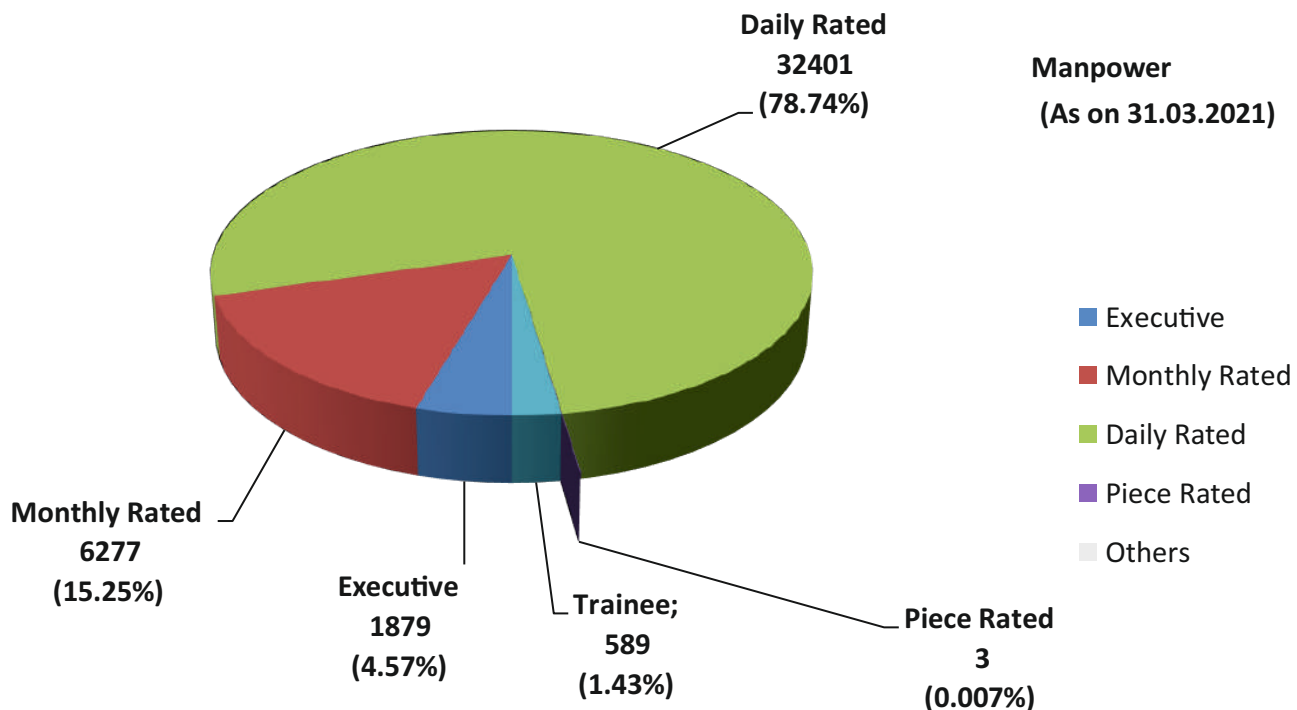
**Status of Manpower**

The manpower strength of the Company as on 31.3.2022 compared to 31.03.2021 is as under:-

Sl. No.	Category	STATUS AS ON		Increase/ (Decrease)
		31.03.2021	31.03.2022	April'2021 to March'2022
I	Executive	1879	1905	26
II	Monthly Rated	6277	5781	(496)
III	Daily Rated	32401	30630	(1771)
IV	Piece Rated	3	3	0
V	Trainee	589	596	7
	<b>Total</b>	<b>41149</b>	<b>38915</b>	<b>(2234)</b>

Net decrease of 2234 (5.43%) manpower over strength of 31.03.2021





<b>DETAILS OF DECREASE IN MANPOWER</b>	
<b>Description</b>	<b>1<sup>st</sup> April 2021 to 31<sup>st</sup> March 2022</b>
Retirement	1892
Separation (on account of dismissal & termination)	22
Resignation	16
Death	576
VRS for executives	02
Transfer to other Company	218
<b>Total Decrease</b>	<b>2726</b>

<b>DETAILS OF INCREASE IN MANPOWER</b>	
<b>Description</b>	<b>1<sup>st</sup> April 2021 to 31<sup>st</sup> March 2022</b>
Fresh Recruitment	131
Dependent Employment under NCWA 9.3.0	241
Dependent employment against Land acquisition	02
Re-instated/Re-joined	01
VRS (F)	00
Transfer to other Company	117
<b>Total Increase</b>	<b>492</b>

**Net Decrease (during 2021-22) = 2234**

- The manpower statistics for the Company is maintained and furnished periodically to CIL, Ministry of Coal etc.
- Time to time synthetic data is developed for planning purposes like Annual Action Plan, Manpower Projection Plan, Long Term Plan etc based on aforesaid statistics.
- Monthly monitoring of area-wise absenteeism statistics is carried out and analyzed for keeping the percentage absenteeism of the areas within permissible limit (i.e. 20%).

## 20.2 Manpower Budget (For Non-executives):

The summary of the Sanctioned Manpower Budget 2021-22 is as follows:-

SL No.	Particulars	Nos.
(i)	Total existing manpower(excluding executive) as on 31.01.2021	39758
(ii)	Total Manpower Sanctioned for the year 2021-22	29138
(iii)	Net Budgeted Surplus Manpower in 2021-22	10620

The Manpower Budget is based on available machines & manpower resources, keeping in view the extent of mechanization of the mine in the forthcoming year for targeted production programme. The concept of Zero Based Budgeting is followed for assessing manpower requirement in each project/establishment.

Need based provision of manpower is made for statutory, paramedical, core & essential designations/categories to achieve production target and to complete allied activities.

In the Audit Committee as well as Board Meeting of BCCL the issue of proper utilization of surplus manpower is discussed from time to time and based on the directives appropriate action has been taken for gainful utilization of surplus manpower.

## 20.3 Recruitment & Selection:

### 1. The following recruitment has been made during the year 2021-22:-

SL No.	Particulars	Nos.
1.	Compassionate Employment under NCWA	306
2.	Monetary Compensation in lieu of employment	07
	<b>Total</b>	<b>313</b>

### 2. Transfer Posting made during the year 2021-22:-

SL No.	Particulars	Nos.	Remarks
1.	Inter -Area Transfer	249	
2.	Inter - Subsidiary Transfer	150	
3.	Manpower Rationalisation	69	UG to Surface Conversion-69
4.	Sensitive Transfer	36	

## 21. HUMAN RESOURCE DEVELOPMENT

Training Vision and Strategy followed by HRD Department, BCCL has been to optimally utilize the human capital including employee skills, competencies, commitment, motivation and loyalty by continuously enhancing their existing knowledge and capabilities and creating new ones by training and retraining them in response to changing market conditions to gain sustainable competitive advantage over others.

It aims to provide continuous training for all categories of employees throughout the year through in-house training Centre at HRD Complex, Kalyan Bhawan and 11 Group Vocational Training centers located in Areas. In addition, the company has arranged for a significant number of executives to attend out of company training programmes at reputed training institutes within the country which includes IICM, Ranchi. Management Trainees of all disciplines are also exposed to Induction Training, Technical/Functional and Managerial Skill Development Programmes at IICM, Ranchi.

The Department also exposes students of various Institutes to corporate world by arranging industrial/vocational training. In FY 2021-22, it imparted industrial/vocational training to 880 students. Besides, BCCL is engaging apprentices of various disciplines/trades in compliance to Apprenticeship Act, 1961 and guidelines issued by Ministry of Skill Development and Entrepreneurship, Govt. of India & Ministry of Education, Govt. of India. 1144 Apprentices (i.e. 2.54% of the Workforce including Contractor workers) were provided Apprenticeship Training in FY 2021-22.

**1. Details of Target and Achievement of the no. of participants trained:**

Place	2021-22			2020-21		
	Target	Achievement	% of Achievement	Target	Achievement	% of Achievement
HRD	3794	4429	116.7	1917	2918	152
GVTC	8183	8365	102.2	6543	10689	163
<b>TOTAL</b>	11977	12794	106.8	8460	13607	161

**2. No. of employees trained for statutory posts :**

Particulars	2021-22	2020-21
Mine Managership	50	90
Overmanship	18	00
Mining Sirdarship	31	41
Surveyorship	16	00
Winding Engine Operator.	12	12
Gas Testing	138	175
Electrical Supervisor	201	20
Total	466	338

**3. No. of female employees trained:**

Particulars	2021-22	2020-21
Executives	187	90
Supervisors	49	101
Workers	140	08
Total	376	199

**4. No. of employees trained in In- House training programmes :**

Name of Division	2021-22	2020-21
M.D.D.	2583	1688
M.T.D.	811	547
E.M.T.D.	1035	683
Total	4429	2918

Note:

MDD – Management Development Division

MTD – Mining Training Division

EMTD – Excavation & Mechanization Training Division

**5. No. of employees trained in external Institutes :**

External Training	2021-22	2020-21
IICM, Ranchi	267	97
Within country	260	187
Abroad	03	00
Total	530	284

**6. No. of employees participated in training programmes at GVTCs :**

Particulars	2021-22#	2020-21
Basic	206	425
Refresher	5481	5811
Special & others	1039	1157
As per National Safety conference recommendation	1639	3296
Total	8365	10689

# (Due to Covid 19, offline training in GVTC could not be conducted in full capacity in 1<sup>st</sup> Half of FY 2021-22)

**7. No. of Contractors' workers imparted training at GVTCs :**

2021 -22	2020 -21
1405	1408

**8. Unpaid Vocational Training provided to the students of academic institutions in Technical & Management Courses :**

2021 -22	2020 -21
880	316

**9. No. of apprentices engaged during year 2021-22 :**

Category	Trade	2021 -22	2020 -21
Trade Apprentices (ITIs)	Various Trades	617	861
Technician Apprentices (PDPTs)	Mining	253	217
	Non -Mining	159	89
Graduate Apprentices (PGPTs)	Mining	07	00
	Non -Mining	108	60
Total		1144	1227

**Some of the special programs organized by the Department during FY 2021-22 are as under:**

- a) "Achievement and Contribution of Public Sector in Nation Building on Observance of Public Sector Day Celebrations" Date: 15-04-2021
- b) "Sustainable Development in Mining Sector" Date: 13-05-2021 & 14-05-2021
- c) "Covid-19, Mental Health And Spirituality" Date: 26-06-2021
- d) "Webinar on Swachhata" Date: 03-10-2021
- e) "Lifestyle Management" Date: 29-10-2021
- f) "Independent India @ 75: Self Reliance With Integrity" Date: 30-10-2021
- g) "Rastriya Ekta Divas" Date: 31-10-2021
- h) "Samvidhan Divas" Date: 26-11-2021
- i) "Vigilance Awareness Program For Middle Level Executives of BCCL (Preventive Vigilance) Date: 07-12-2021
- J) "Workshop on Sexual Harassment of Women at Workplace (PoSH Act)" Date: 09-12-2021



**Workshop on Sexual Harassment of Women at Workplace**

- k) "Special Training Program For SC/ST Employees of BCCL" Date: 24-12-2021
- l) "Amendments To Labour Laws Including Codification" Date: 18-01-2022 & 19-01-2022
- m) "Training Program for Associates Personnel And Associates Payroll of Various Areas of BCCL (SAP Training)" Date: 24-01-2022 to 07-02-2022
- n) "Training Program For Participants in Security Cadre for The Purpose of their Placement in T/S Grade G" Date: 14-02-2022 to 12-03-2022
- o) "Conducting Training Program on PME & Occupational Health For Newly Appointed Doctors of BCCL" Date: 14-03-2022
- p) "Implementation of Biomedical Waste Management Rules 2016 in Health Care Facility (Hospital/ Dispensary) of BCCL" Date: 30-03-2022
- q) 140 HEMM Operators of BCCL have undergone Simulator Training conducted by NCL, L&T, BEML, TIL and Tata Hitachi at their premises during 2021-22.

**22. WELFARE AND COMMUNITY DEVELOPMENT ACTIVITIES:**

Bharat Coking Coal Limited aims at providing the best facilities at workplace for improving quality of work life and achieving higher employee satisfaction/ engagement. BCCL has since inception been administering, monitoring and engaged in various activities aiming towards welfare of its employees.

The welfare facilities are provided to create congenial surroundings for personal, professional and social life of the employees for their physical, mental and emotional well-being.

**a) Education:**

The principle of extension of educational facilities provided to the children of Coal Mines workers was mooted in the National Coal Wage Agreement-II, which was signed on 11-08-1979. There are 11 reputed institutions running under MoU with the company in different command areas of BCCL, rendering their services towards moulding young minds and preparing our wards for prospective careers and better life.

**CIL Scholarship:** The wards of employees who perform well and secure merit as per the norms in the respective exams are provided with scholarship.

No. of Beneficiaries for FY 2021-22	(Amount ' ₹)
38	58,680/-

**Financial assistance for technical education:** BCCL provides financial assistance to its employees towards the cost of technical education for pursuing Engineering or Medical degree in IITs, NITs or government Engineering and medical colleges by their wards.

No. of Beneficiaries for FY 2021-22	(Amount ' ₹)
44	30,92,125/-

**b) BCCL Employees' Benevolent Fund Society:**

BCCL Employees' Benevolent Fund Society was formed to provide financial assistance to BCCL employees and their dependants in the spirit of benevolence towards fellow employees.

Present schemes:

1. Financial assistance to the dependant of members after their death.
2. Scholarship to meritorious wards, pursuing academic and technical education.
3. Financial assistance in case of long sickness.
4. Honorarium on retirement.

**Scheme wise financial assistance during 2021-22**

Schemes	HEADS	(Amount ' ₹)
Death case	250	1,35,50,000
Long sickness	2	2,10,481
Scholarship	87	99,200
Honorarium	65	65,000

**c) Sports & recreation:**

Sports (inter-area) events were organized with adherence to the Covid-19 protocol to rejuvenate our employees. Sports & Games have been an integral part of the company to provide avenues for recreation as well as developing physical fitness among employees at all levels.

**Sports events conducted during FY 2021-22:**

Sl. No.	Events	Date of Inter-Area Tournaments	Venue
1	Carom	25.11.2021 to 26.11.2021	Govindpur Area
2	Bridge	26.11.2021 to 27.11.2021	Kusunda Area
3	Zonal Sports of different zone	Zone I- 01 to 02 December 2021 Zone III- 03 to 04 December.2021 Zone II 06 to 07 December 2021 Zone IV- 08 to 09 December 2021	2 (Two) days in all 4 (Four) Zones
4	Table Tennis	13.12.2021 to 14.12.2021	W. J. Area.
5	Lawn Tennis	18.12.2021	Head Quarter.
6	Central Sports	20.12.2021 to 21.12.2021	Lodna Area.
7	Chess	22.12.2021 to 23.12.2021	Bastacolla Area
8	Kabaddi	27.12.2021 to 28.12.2021	PB Area
9	Badminton	29.12.2021 to 30.12 2021	Barora Area

- d) **“Welfare Fortnight”** (1<sup>st</sup> Dec 2021-15<sup>th</sup> Dec 2021) was organized across BCCL where following activities were taken up.
- Establishment of Help Desk throughout BCCL to provide single window assistance to our employees and ex-employees.
  - Lost & Found Counter in different areas in BCCL.
  - Welfare schemes were displayed through banners in conspicuous locations for widespread knowledge of employees.
  - “Welfare Talks” were conducted for all areas for knowledge sharing and brain storming on best practices.
- e) **Assessment** of welfare amenities at workplace, hospitals/dispensaries and filter plants. Rigorous monitoring of welfare amenities has positively resulted in improvement of welfare amenities throughout BCCL. Few such developments are :
- Repair/Construction of toilets at units/establishments.
  - Installation of X-Ray machine at R H Sijua.
  - Renovation and development works at CHD
  - Facility of Ramps & Railing for PwD.
- f) **Women Welfare:** Sanitary Napkins Vending machines were installed in 11 Project & Semi-Project schools to provide our girl child with better access to hygiene.

**23. PENSION**

Pension Cell of BCCL, Co-ordinates all the activities for timely submission and forwarding of claims of PF & Pension governed under CMPF Scheme 1948 and CMPS 1998. Department has special focus towards 'Mission Biswas' for PF-Pension claims of retiring employees in close liaising with CMPF authorities & Area/Units to ensure smooth processing, submission of the claims for timely settlement by the CMPFO.

**1. Statistics of Submission of Pension claims under Misson Biswas to CMPF Office:**

(A)

Pension claims to be Submitted during 2021-22	Pension claims Submitted during 2021-22 (Mission Biswas)
1964	1752

(B)

Pension claims received during 2021-22 (Other than Mission Biswas)	Pension claims Submitted during 2021-22 (Mission Biswas)
1689	1689

**2. Statistics of Settlement of Pension claims by CMPF Office:**

Pension claims Submitted during 2021-22	Pension claims Settled during 2021-22
3653	4907*

\*Settled claims are inclusive of some cases prior to 2021-22.

**Special Achievement:**

**(A) Distribution of YY Statement:**

Copy of YY Statement for the year 2020-2021 has been distributed amongst the employees and for year 2021-22 has also been prepared and sent for distribution so that employees could be aware of their contribution towards CMPF & Pension.

**(B) Submission of Annual CMPF VV Statement for the CPE 03/2021:**

All the Area's/Units/HQ has submitted the VV statement for the CPE 03/2021 in the prescribed format to the CMPFO.

**(C) Seminars/ Workshops/ Coordination Meetings:**

Pension Cell has issued SOPs & guidelines during Co-ordination meeting with dealing staff, Officials & Unions for system improvement and following standard operating procedure to minimize delay in processing the PF-Pension claims. Department has also mitigated the issues raised by union representatives & officials of CMPFO to enhance effectiveness.

Due to COVID-19 restrictions, only 3 coordination meetings / field visits were organized at areas following prescribed safety protocols. Following co-ordination meetings/ field visits were undertaken by Officials of Pension cell to resolve/ coordinate PF & Pension related matters.

Name of Areas	Date
C. V. Area	14.07.2021
W.J. and Govindpur Area	13.08.2021
Bastacolla and P.B. Area	22.09.2021

Apart from that, officials of Pension cell regularly visit CMPFO to liaison with CMPF officials for coordination and clearance of pending PF & Pension matters.

**(D) Awareness for Digital Life Certificate for Pensioners:**

Efforts have been made to create awareness regarding Digital Life Certificate amongst Pensioners through Social Media, Print Media, Digital Media and Banners-Display etc. USB finger print scanners are being utilized for generating Digital Life Certificate of Pensioners and campaigns are also done area-wise, from the month of March - 22, pension cell has started Aadhar based Face Recognition Digital Life Certificate..

**(E) Settlement of PF & Pension of Contractor Worker:**

Department is in close liasoning with CMPFO for processing and settlement of PF claims of contractor workers engaged by outsource agencies in BCCL.

**(F) SOP for CMPFO claim settlement:**

SOPs have been distributed among units and areas for standard practice for PF-Pension claim submission and processing. It has also been displayed on the official Website of BCCL.

**(G) Report on Pending PF-Pension Claims:**

Month wise joint report on pending PF-Pension claims are being prepared and get uploaded on official website of BCCL for transparency.

**24. INDUSTRIAL RELATIONS AND LEGAL UPDATE**

**24.1 Industrial Relations Scenario at BCCL in 2021-22**

There is a well-established bi-partite forum consisting of the representatives of the management and the Central Trade Unions for regular interaction and redressal of issues relating to production and productivity, safety, welfare, and other IR matters. Structured meetings with the Central Trade Unions for the calendar year 2021-22 were held at Unit, Area & Corporate level and thereby developing an effective harmonious relationship at workplace, in turn escalating production and productivity.

11 nos. of structured IR meetings were held in the year 2021-22. However, regular interaction with the representatives Trade Unions were ensured following COVID protocols through one-to-one interaction. In addition to this, one Central Consultative Committee Meeting was held during 2021-22. Sincere efforts with positive approach on the part of the management have been made in handling and resolving the disputes and grievances.

An online and mobile friendly grievance redressal system is in place at BCCL where the grievances received are registered and forwarded to the concerned authority for redressal within a time frame.

As a result of concerted effort, the IR scenario in BCCL in the year 2021-2022 was harmonious, cordial and peaceful creating thereby a sense of goodwill between the workers and management.

**INDUSTRIAL RELATION SITUATION REPORT**

<b>PARTICULARS</b>	<b>2021-22</b>	<b>2020-21</b>
STRIKE	01	02
HUNGER STRIKE	0	0
GHERAO	0	0
DEMONSTRATION	0	05
ASSUALT	0	0
OBSTRUCTION	0	0
GO-SLOW	0	0
DHARNA	0	0
STOPPAGE OF WORK	0	0
OTHERS LIKE FATAL ACCIDENT	01	04

Note:- Two days National level strike from 28th to 29th March 2022 called by the Trade Unions affiliated to INTUC, AITUC, HMS and CITU etc excluding BMS.

	2021 -22	2020 -21
MANDAYS LOST	0	86,295
PRODUCTION LOST (Te.)	0	83,351
WAGES LOSS	0	40,67,84,275

**NOTE:**

**Mandays loss, production loss & wage loss in 2021-22 is-NIL.**

**24.2 Legal Update:**

Name of Court	Pendency as on 31 <sup>st</sup> March 2021	Pendency as on 31 <sup>st</sup> March 2022	Increase /Decrease during the Year	Percentage Increase / Decrease in Pendency of Cases during the Year
<b>Supreme Court of India</b>	30	31	1	increased by <b>3.30%</b>
<b>High Courts</b>	1158	970	(188)	decreased by <b>16.23 %</b>
<b>District Court</b>	340	330	(10)	decreased by <b>2.94 %</b>
<b>Arbitration</b>	06	07	1	increased by <b>16.60%</b>
<b>Total</b>	1534	1338	(196)	decreased by <b>12.77 %</b>

**25. MEDICAL**

- PME of 11814 employees was done in FY 2021-22.
- No new case of Coal Workers Pneumoconiosis has been detected.
- Total 27 Camps were organized during FY 2021-22.

**• Name of the camps:**

- ❖ Free Mega Medical Health Camp
- ❖ Women's Day Celebration- Swasth Naari, Samarth Samaaj – a health care camp for women , addressing the under-recognized and over looked health concerned was organized in different area hospitals. Focus on issues of menstrual, reproductive and child health, cervical and breast cancer awareness was given. Emphasis on emotional and psychological issues commonly seen during puberty, menstrual cycle, pregnancy and menopause was given and counselled.
- ❖ Family Planning Awareness Camp
- ❖ Mask & Sanitizer Distribution Camp
- ❖ Covid-19 Awareness Education Camp
- ❖ Health Check-Up & Stress Management Camp
- ❖ Health Awareness & Life Style Modification Camp
- ❖ Awareness Program Regarding Menstrual Hygiene
- ❖ Mega Health Camp for Post Covid-19 Patients
- ❖ World Kidney Day
- ❖ World Tuberculosis Day

Total No of camps organized during 2021	Total No of beneficiaries
27	2736

- Total No of OPD patients treated in area hospitals - 164058
- Total No of patients under CSR activities given treatment- 19234

**Ambulance:** 02 nos. of ALS Ambulances have been procured during 2021-22 and they are deployed at Central Hospital, Dhanbad. There are total 63 ambulances (both departmental & contractual) in BCCL.

**DNB course:-** DNB course started at Central Hospital in Surgery.

**COVID Preparedness:-**

- 70 Beds with Oxygen facility (30 ICU beds)
- 90 Beds with Oxygen facility for COVID Symptomatic patients
- 110 Beds without Oxygen facility for COVID asymptomatic patients
- Action taken for augmentation of oxygen & other amenities: A total of 270 beds are there in CHD to accommodate COVID patients

Sl. No	Particulars	Before 2nd wave (no)	Additional (no)	Total during 2nd wave (no)
1	Oxygen Cylinders	175	320	495
2	Beds with pipeline for continuous Oxygen supply	100	110	210
3	Oxygen Concentrators	12	25	37
4	Ventilators & HFNC	20	5	25
5	Installation of Oxygen plant at CHD, Dhanbad		Two 1000 LPM Oxygen Plants have been installed	

- COVID isolation centres with 15 beds each -- 02
- Other Amenities – Ambulances (63), Remdesivir Injection (500), PPE Kit (2380), N-95 mask (2100), Nebulizer (18), Pulse Oximeter (100), Sanitizer (4000 litres.), Paediatric & Neonatal Pulse Oximeter (13).

**Additional Activities:-**

Sanitization is done through Drone covering an approx. area of 115 acres.

**Deployment of Doctors & Staff:-**

- Doctors & paramedical staff engaged -- 120.
- Doctors engaged on temp. Contract basis – 13
- Doctors appointed & called for medical examination – 19
- Nurse Interns engaged on stipend @ ₹15000/- per month as per CIL policy -- 28
- Total Health worker engaged through outsourcing agency M/s Frontline Business Solutions Private Ltd. (NCR) – 102 (during 2nd wave)
- 33 freshly recruited Doctors joined & posted on regular basis till 31.03.2022.

**Ex-gratia payment:-**

- Ex-gratia payment of ₹15 lakh was paid to the families of employees and contractual workers who died due to COVID – 19.

**Achievement in COVID Vaccination:-**

Total manpower- 39354

No. of employees vaccinated- 38668 (98.25%).

%age of vaccination of contract workers- 79.06%.

Further steps are being taken to vaccinate the remaining people to achieve 100% vaccinationCoverage.

## **26. OFFICIAL LANGUAGE (OL)**

### **IMPLEMENTATION OF OFFICIAL LANGUAGE POLICY IN BCCL:**

During the period under review, our company made significant progress regarding the implementation of the Official Language Policy of the Government of India. Apart from compliance with various statutory requirements of the Official Language Act and Rules, our company has also taken the initiative to promote and use the Hindi language as an instrument to establish a better connection with all stakeholders and ensure the best possible services. Our company prepared a well-planned annual action plan for achieving various goals set by the Government of India under its annual implementation program 2021-22. The company succeeded in achieving all the major goals of its annual program through continuous monitoring and regular efforts at various levels.

#### **Quarterly Review Meetings:**

The quarterly meetings of the Corporate Level Official Language Implementation Committee were held at the scheduled time. All the four quarterly review meetings were held on 18 June 2021, 03 August 2021, 06 November 2021, and 25 February 2022 during the year. Regular meetings of the Official Language Implementation Committee at the area levels were also held in every quarter as per the scheduled annual Rajbhasha-Calendar

#### **Workshops:**

workshops and training programs are being conducted regularly to educate the officers and staff members so that they can easily perform their routine work in Hindi. This Year most of the workshops were conducted in online mode through Video-conference due to the COVID-19 pandemic. Intensive training for the technical & IT facilities available in Hindi like Unicode supported Hindi typing, voice typing, Hindi OCR, font converter, machine translation, e-dictionary etc was also given through these workshops.

BCCL HRD conducted Rajbhasha workshop-cum-Hindi training program each quarter of the year. On July 5, 2021 a special workshop related to Hindi Voice Typing was organized for the Nodal Official Language Officers of all the departments of the Headquarters. Headphones-cum-mic were also provided to all the nodal Rajbhasha officers on this occasion.

#### **Seminars, Conferences and Other Events:**

On the occasion of World Hindi Day this year we organized an online webinar. Hundreds of participants from BCCL and the Town Official Language Implementation Committee, Dhanbad participated in this e-seminar. The webinar was conducted in three sessions in which renowned Hindi scholars and academics from the University of Lisbon, Portugal and University of Hamburg, Germany delivered lectures.

#### **Hindi Publications:**

Our company regularly publishes one of its half-yearly Hindi magazines named 'Koyla Bharati'. It is a popular Hindi magazine among corporate magazines. The 35<sup>th</sup> and 36<sup>th</sup> issues of this magazine were published during the year 2021-22. These issues of the magazine were released on 14<sup>th</sup> September 2021 on the occasion of Hindi Divas and 21<sup>st</sup> February 2022 on the occasion of International Mother tongue day respectively. Two Issues of 'Rajbhasha Sandesh' the half-yearly magazine of the Town Official Implementation Committee, Dhanbad were also published during the year.

Apart from these publications, two other Hindi magazines i.e. 'Lodna Darpan' and 'Kol Rashmi' were also published by Lodna and Bastakola area respectively

**Official Language Fortnight:**

Rajbhasha Pakhwada was celebrated from September 14, 2021 to September 28, 2021. Various Hindi competitions like Hindi Translation & Vocabulary Competition, Hindi crossword competition, Hindi Gyan Pratiyogita, online Hindi Gyan Pratiyogita' for the Students, Hindi Essay Competition for Housewives, and self-composed Hindi poetry competition, etc. were conducted during the fortnight celebrations to promote Rajbhasha Hindi. A large number of employees participated in these competitions. The best three winners from each competition were awarded cash prizes and other participants were also awarded consolation prizes and participation certificates.

Three area offices (Bastakola - first, Lodna – Second, Kusunda and Western Jharia jointly –Third) and the three departments (NE Department-first, Estate Department- Second and VIP cell – Third) of the company headquarter were awarded the "Svargiya Shankar Dayal Singh Smriti Rajbhasha Samman" for their performance in the implementation of the official language in their offices during the year. These offices were selected as per the recommendation of the Corporate Level Official Language Inspection Committee. The prizes and shields were distributed on 28<sup>th</sup> September 2021 on the occasion of the closing ceremony of Rajbhasha Pakhwara.

In this program, famous Hindi writer Shri Satya Vyas was invited by BCCL as the chief guest and he was honored with "Koyla Bharati Rajbhasha Samman-2021".

**Central Hindi Library and IT infrastructure:**

Our company has a well-established Central Hindi Library. At present a total of 4577 standard Hindi books on literature, science and technology, sales and marketing, computer, life management, and other subjects are available. Hundreds of important and famous Hindi books are being purchased every year. Daily newspapers, magazines etc. are also provided in the library

The computer systems available in the company are supported by the Unicode standard and bilingual typing feature. In the changing scenario, this year 50 Headphones with the microphone are procured for HQ departments to enable Hindi voice typing as well as online meetings, conferences etc.

**Town Official Language Implementation Committee (TOLIC):**

Our Company has been a pioneer in spreading and promoting the Hindi language through the forum of 'Town official language implementation committee - TOLIC'. The efforts towards the implementation of Rajbhasha through Nagar Rajbhasha Karyanvayan Samiti Dhanbad under the convenorship of our company were well recognized by the Department of the official language Government of India. The first meeting of TOLIC for the year 2021-22 was held on 05 August 2021 and the second meeting was held on 02 December 2021.

During the year 2021-22, the TOLIC, Dhanbad organized five Hindi competitions for the member offices and students of the various schools. Winners were felicitated by giving cash prizes. Total 09 offices/banks/undertakings were awarded 'Official Language Excellence Award' for better implementation of Official Language in their offices during the year 2021-22.

**Inspection:**

The Rajbhasha inspection was also done in the company as per official language rules. The internal inspection committee has conducted the inspections in 04 Area Offices including 12 HQ Departments during the year.

During the year, four regional offices of our company - Lodna, Bastakola, Katras and Putki Bahihari were also inspected by the Ministry of Coal, Government of India for Official Language Implementation.

**Awards and other achievements:**

In the Regional Official Language Conference held at Dibrugarh on 18th December 2021 the TOLIC, Dhanbad was awarded the first prize for the year 2018-19 and the second prize for the year 2019-20 by the Department of Official Language, Ministry of Home Affairs, Government of India.

Bharat Coking Coal Limited was awarded the first prize by the Town Official Language Implementation Committee, Dhanbad for better official language implementation in the year 2020-21.



## 27. VIGILANCE

**Brief note on actions taken by Vigilance Department of BCCL on Preventive Vigilance, Punitive action, Surveillance & Detection along with other important achievements during the year 2021-22**

### Preface

Being an integral part of the Management, Vigilance Department coordinates the activities of the vigilance wing of Bharat Coking Coal Limited liaisons with the Ministry of Coal, Central Vigilance Commission and Central Bureau of Investigation. In order to maintain probity, integrity, transparency and efficiency in the Organization, Vigilance Department of BCCL has adopted following key tool: -

#### 1. Preventive

As the name indicates, this approach hinges upon undertaking of various steps which has the potential of obviating any future occurrence having a “Vigilance Angle”. This methodology includes sensitization and other practical measures like plugging loopholes by issuing appropriate guidelines for system improvement in consultation with Management whenever required, educating and counselling the officials of the organization at various forums.

#### 2. Punitive:

This approach dominantly comprises of taking punitive action against anyone found guilty of any act of omission or commission having a “Vigilance Angle”. Punitive action is usually initiation of appropriate disciplinary action.

#### 3. Surveillance:

This approach is based on undertaking surprise inspection based on information from complaint, credible sources, newspapers etc. Such inspections have a great multiplier effect and it deters the fence sitters.

Brief description of activities undertaken by the Vigilance Department of BCCL within the scope of above areas during the financial year 2021-22 is elaborated below:

#### 1. Preventive Vigilance

Preventive vigilance is aimed at reducing the occurrence of a lapse (violation of a law, a norm, or broadly speaking, a governance requirement). Brief description of activities undertaken under this approach is elaborated as below: -

##### a) Surprise Check/ Test Check

During the year 2021-22 (from 01.04.2021 to 31.03.2022), Vigilance Department conducted approx. 32 nos. Surprise / Test Checks. Main thrust areas of surprise check were as under:

- i. Deduction of appropriate Electricity Charges from Hired HEMM works.
- ii. Irregularities in Civil tendering / repairing job.
- iii. Weigh Bridges.
- iv. Coal Stock Measurement.
- v. Theft of Diesel.
- vi. Outsourcing patch / tendering process at CMC.
- vii. IT initiative implementation.
- viii. Irregularities in Transportation of coal from Railway Siding.

**b. Major Work/Procurement-CTE type Inspection**

CTE type intensive examination of works is an effective tool for preventive vigilance and system improvement. A total no. of 14 major work/procurement-CTE type inspection has been conducted in the department in the year 2021-22.

**c. Observance of Vigilance Awareness Week**

As per the directives of Central Vigilance Commission (CVC) Vigilance Awareness Week - 2021 was commemorated from 26.10.2021 to 01.11.2021 with the theme: Independent India @ 75: Self Reliance with Integrity. For cultivating the usage of anti-corruption acts in official dealings and related activities and to bring awareness right from top to bottom level in the organizational structure, successful celebration of "Vigilance Awareness Week-2021" was ensured in the entire Bharat Coking Coal Limited and its' offices with effect from 26.10.2021 to 01.11.2021 in observance of the guidelines communicated by the CVC.

During the week, ample number of activities for sensitization were organized.

**i. Integrity Pledge**

Total No. of employees who have undertaken e-pledge	Total No. of customers who have undertaken e-pledge	Total No. of citizen who have undertaken e-pledge
1029	152	432

**ii. Activities/Events organized within the organization**

- a) The Inauguration function of Vigilance Awareness Week-2021 in BCCL was held on 26-10-2021 at 11:00 AM by garlanding Sardar Vallabhbhai Patel's portrait and playing of CIL corporate song followed by oath taking ceremony in presence of HODs and other officers/employees headed by Functional Directors and at Area level headed by respective Area GMs and HODs. On this occasion, along with unveiling of the information to outline various programs to be organized under the theme of 'Independent India @ 75: Self Reliance with Integrity'; the guidelines related to observance of vigilance awareness week were disseminated to all, requesting wide publication of all the activities / programs to be undertaken during the VAW-2021. The event was further followed by unveiling of in-house magazine "Chetna" and "e-compendium" by the FDs and other dignitaries.
- b) Flying of balloons and release of 'Vigilance Rath' by the CVO & FDs: After the inaugural function, further essence was added to the celebration with flying of hot air balloons bearing slogans and messages of awareness along with flagging off 'Vigilance Rath' by the FDs. Balloons of different colours were released representing the diversity & unity of India.
- c) Workshop on "Life Style Management" at Level III, Conference Hall, Koyla Bhawan was held on 29.10.2021 with 65 nos. of participants.
- d) Workshop on "Independent India @ 75: Self Reliance with Integrity" was conducted at HRD, BCCL on 30.10.2021.
- e) Vendor's meet with coal consumers, equipment/spare suppliers and hired HEMM & Transport Contractors was organized by Vigilance department through virtual mode on 28.10.2021 at BCCL HQ with 129 numbers of participants.

### iii. Conduct of competitions

Competitions are conducted on following program during VAW 2021: -

City/Place	Specific program (Debate /Elocution/Panel discussion etc.)	No. of participants
BCCL HQ., Dhanbad	Essay competition for Executives	15
BCCL HQ., Dhanbad	Essay competition for Spouses	06
BCCL HQ., Dhanbad	Essay competition for Non-executives	17
Barora , Dhanbad	Quiz Competition	47
Barora , Dhanbad	Slogan Writing	17
Barora , Dhanbad	Essay Competition	16
Block II, Dhanbad	Essay Competition	22
Block II, Dhanbad	Debate	8
Govindpur Area, Dhanbad	Quiz Competition	20
Govindpur Area, Dhanbad	Essay Competition	14
Govindpur Area, Dhanbad	Slogan Writing	19
Govindpur Area, Dhanbad	Group Discussion	20
Govindpur Area, Dhanbad	Speech for girls	6
Katras , Dhanbad	Essay Competition among employees	48
Sijua area, Dhanbad	Elocution Competition	8
Sijua area, Dhanbad	Quiz Competition	12
Kusunda, Dhanbad	Essay Competition	18
Kusunda, Dhanbad	Quiz Competition	16
Kusunda, Dhanbad	Debate	10
Bastacolla area, Dhanbad	Quiz Competition	26
Bastacolla area, Dhanbad	Essay Competition	18
PB area, Dhanbad	Debate	24
PB area, Dhanbad	Quiz Competition	26
PB area, Dhanbad	Essay Competition	19
Lodna, Dhanbad	Essay Competition	13
Lodna, Dhanbad	Drawing Competition	26
EJ area, Dhanbad	Quiz Competition	24
EJ area, Dhanbad	Essay Competition	26
WJ area, Dhanbad	Essay Competition	15
WJ area, Dhanbad	Debate	8
CV area, Barakar (WB)	Essay Competition	12
CV area, Barakar (WB)	Elocution Competition	10
Washery Division	Essay Competition	11
Washery Division	Quiz Competition	11
	<b>Total</b>	<b>608</b>

#### iv. Other Activities

Sl. No.	Activities	Details
1.	Distribute Pamphlets/ Banners	400 Pamphlets, 150 Banners, 100 Posters
2.	Conduct of Workshop/ Sensitization Programmes	As mentioned above.
3.	Issue of Journal/ Newsletter	100 copies of in-house magazine 'Chetna' were published and e-Compendium for employees of BCCL was unveiled.

#### v. Activities outside the Organization

##### a) Involving students in Schools.

Name of School	Details of activities conducted (date of activities may also be mentioned)	No. of students involved
D.A.V. Koyla Nagar	Quiz Competition held on 01.11.2021	25

##### b) "Awareness at Gram Sabhas"

Name of Gram Panchayat where "Awareness Gram Sabha" is held	Details of activities conducted (date of activities may also be mentioned)	No. of public/ citizens participated
Lakarka Basti, Katrasgarh	Gram Sabha conducted in Lakarka Basti, Katrasgarh on 29.10.2021	58
Kurmidih Basti in Baghmara Block	Gram Sabha conducted in Godhar Kurmidih Basti on 01.11.2021	52

##### c) Other activities

Sl. No.	Activities	Details
1.	Display of Banners/ Posters etc.	50 Banners, 25 Posters
2.	No. of grievance redressal camps held	Grievance Redressal Camp was held during the VAW-2021 by BCCL wherein total 280 nos. of grievances of employees/ stakeholders were recorded and redressed/partly redressed.
3.	Use of Social Media	Use of social media i.e. Facebook, WhatsApp, Twitter was done for posting of various activities organized during VAW -2021.

##### d) System Improvements and Leveraging Technology:

Though a number of System improvements measures have been undertaken during the last and ensuing year, two of the most salient are described in brief:

#### 1. Automation of Diesel dispensing Unit (DDU's) and connected underground storage tanks under leveraging technology

**Background:** BCCL for various purposes consumes about 27,000 KL of fuel annually for its departmental mines and the major suppliers are IOCL (60%) & BPCL (40%). Diesel leakages in departmental mines of BCCL and rather across all the Subsidiaries of CIL is a matter of concern as fuel cost is a major component of the total production cost. Complaints regarding diesel pilferage/leakage was and is regularly being received by Vigilance department. The pilferage/ leakage which occurs in various stages are described as under;

- » **Stage-I:**Transportation/Decantation Stage: - Transportation of Fuel through Tank lorry (usually 12 KL/18KL/24KL) from the Depot terminal of the Oil Marketing Company (OMC) to the dispensing point where the lorry is decanted into the underground storage tank.
- » **Stage-II:** Dispensing Stage: - It is the stage where the fuel (HSD) is dispensed into the HEMMs and other equipments (like bowser) from the DDUs (Diesel Dispensing Units).
- » **Stage-III:** Theft of HSD Oil from HEMM by miscreants specially during night hours.

The issue assumes extra significance in light of the fuel prices following upward trend. The issue was also prominently highlighted by Adviser Security, CIL during meeting through VC on 08/03/2022. For effective management of HSD during receipt, storage & issue, automation of diesel dispensing units and underground tank has been implemented at the under tabulated locations in 1st phase and is planned at the mentioned locations in 2nd phase. The status of implementation is also indicated in the table.

Sl. No.	Projects	Unit	OMC	Status
<b>PHASE-1</b>				
1.	<b>Block-II OCP</b>	Unit-I	IOCL	Completed
2.		Unit-II	IOCL	Completed
3.	<b>Barora</b>	Muraidih	BPCL	Partially Completed
4.		Shatabdi	IOCL	Completed
5.	<b>CV</b>	Dahibari	BPCL	Ongoing
<b>PHASE-2</b>				
1.	<b>Katras</b>	West	BPCL	Not started
2.		Moodidih	IOCL	Ongoing
3.	<b>Sijua</b>	Tetulumari	BPCL	Not started
4.			IOCL	Order placed.
5.	<b>Lodna</b>	NT-ST	BPCL	Not started
6.			IOCL	Order placed
7.	<b>Kusunda</b>	Dhansar OCP	BPCL	Ongoing
8.			IOCL	Order placed.
9.	<b>Bastacolla</b>	Kuya OCP	IOCL	Ongoing

All the locations mentioned above account for approx. 85-90 % of total departmental HSD consumption. As can be seen from above that all the three IOCL locations of 1st phase have been completed and the data of receipt, issue and balance quantity in the underground tank of the facility at “Unit 1 & II of Block-II Area” and “Shatabdi of Barora Area” can be assessed on the computer system provided at the location along with the dispensation data of each of the DDU. The data (of the quantity in underground tank and dispensation data of each DDU) can also be assessed online on IOCL system for which they have provided the User ID and password to nominated Officer of BCCL.

**Conclusion:** With automation of DDUs and the dispensing units, it would be very convenient to cross check the tank data with dip reading and to cross check and reconcile the tank data with disbursement data of DDU. The dominant practice of filling in less quantity and getting acknowledgement on high quantity will also be completely arrested as the DDU disbursement data will be logged in the system and can be assessed on the System at the location and can also be assessed online.

## 2. Mission Under loading Minimization (MUM):

Mission Under-Loading Minimization was undertaken by Vigilance Wing of CIL & Subsidiaries to prevent loss caused by under-loading of rakes while loading coal. Vide DO No. 3687 dated 27.11.2019, the Vigilance Wing of subsidiaries were asked to keep a strict watch on the implementation of the vigilance initiative christened as “Mission Under-Loading Minimization”. Under-Loading data was monitored month-wise to detect and avoid the instances of Under-loading of rakes. In case of Under-loading more than 10%, the Area GMs and other authorities were requested to make assessment of the cases stating the reasons for the U/L and the measures taken to prevent such re-occurrence in future. This resulted in increased awareness regarding minimization of Under-Loading of rakes.

The month-wise under-loading data pertaining to Financial Year 2021-22 is tabulated below for your perusal. It may be observed that the overall Under-Loading percentage for the year is within the stipulated limit of 3%.

Under-loading data pertaining to Financial year 2021-22				
Period	Total Qty. dispatched(MT)	U/L Qty. ('000 Te)	% U/L	U/L charges (₹' Crore)
Apr-21	2.16	77.36	3.57	5.94
May-21	2.36	86.01	3.63	7.32
Jun-21	2.25	64.95	2.88	4.69
Jul-21	2.40	63.88	2.65	6.48
Aug-21	2.46	75.15	2.35	6.22
Sep-21	2.30	63.91	2.77	6.31
Oct-21	2.05	50.67	2.46	5.04
Nov-21	2.08	51.53	2.47	5.91
Dec-21	2.35	62.27	2.64	6.49
Jan-22	2.50	76.90	3.07	7.03
Feb-22	2.45	59.06	2.41	5.81
Mar-22	2.88	48.33	1.68	5.62
<b>Total</b>	<b>28.31</b>	<b>780.08</b>	<b>2.75</b>	<b>72.92</b>

Source: Sales & Marketing Department

### 3. SOP for issuance of Quarter Vacation Report for Payment of Gratuity:

Previously, the ex-employees were cleared/paid with all their superannuating benefits (such as gratuity, earned leaves, etc.) before the eviction of quarters by the Ex-employees. This became a major reason for the illegal occupation of quarters. However, after 2018 such benefits are released (cheques are cleared) only after vacation of quarters. Xerox copy of gratuity cheque is submitted to the labour court and after eviction of the quarter the payment is released.

### 4. Systemic Improvement for Monthly Report of Electricity Consumption by outside agencies for monitoring of correct deduction of electricity charges in Hired HEMM Patches of BCCL:

An investigation/test check was conducted by Vigilance Department, BCCL regarding consumption of electricity by the hired HEMM contractors deployed to work at various Out Sourced patches of BCCL. During test check, it was observed that total recoverable amount for deduction and recovery against pumping head from respective contractor of the hired patch comes to ₹ 3.39 crore in addition of deductible amount in remaining heads like mine lightening, workshops, depreciation of pumps etc. As such, the same has been recommended to the BCCL Management. Further, several System Improvement Suggestions viz. Immediate installation of Energy Meter/ replacement of meter in case defective/non-operative meter, formation of committee at Area level to ensure deduction of electricity consumption based on committee report during the period of non-working of energy meter, submission of monthly report of Electricity consumption by Area to HQ in the prescribed format etc. are also provided by Vigilance Department for prevention of misappropriation of funds for BCCL in future. BCCL Management has agreed with the recommendations made by Vigilance department and has issued necessary instructions regarding compliance of the same.

## 2. Punitive Vigilance

Punitive vigilance is aimed at deterring the occurrence of a lapse. The consolidated position of details of Cases taken up for investigation during 2021-22 in detailed in table under :

No. of cases taken up for investigation		02	
No. of investigation completed		02	
No. of cases taken up for Disciplinary Action		Cases	No. of Persons
	i) Major	01	03
	ii) Minor	00	00
No. of Departmental Inquiries completed		Cases	No. of Persons
		05	39
No. of cases in which penalty imposed		Cases	No. of Persons
	i) Major Penalty	06	40
	ii) Minor Penalty	01	02
Intensive Examination of Works /Contracts undertaken/conducted		13	
No. of Prosecution Sanction		02	

### 3. Surveillance & Detection

Detective vigilance is aimed at identifying and verifying the occurrence of a lapse. During the financial year 2021-22, Agreed list for BCCL was prepared in consultation with DIG/HOB, CBI, Dhanbad. The list of officers of doubtful integrity was also prepared for the said period.

### 4. Vigilance Clearance

Vigilance Department of BCCL issued Vigilance Clearance giving Vigilance Status in respect of 7641 numbers of officials (Executives & Non-Executives) during the financial year 2021-22 (01.04.2021 to 31.03.2022).

## 28. STATUS OF TRANSACTION AUDIT PARAS AND RTI MATTERS IN BCCL

(Ref: Office memorandum issued by Ministry of Parliamentary Affairs, GOI dated 24.01.2018)

### A. Details of Part IIA IR Paras pending for reply as on 31.03.2022:

Sl. No.	Area	Period of IR	Para No.	Brief description of the para	Present Status
1	MM	2014 -16	1	Avoidable loss of ₹ 18.81 crore due to losing the opportunity on utilization of CENVAT Credit.	Reply under process.
2	M&S	2017 -20	1	Incorrect assessment of yield from own washery and underutilization of available capacity resulting in avoidable loss of revenue of ₹19.52 crore.	Reply under process.
3	Washery Divison	2016 -20	1	Washerries lying idle due to short receipts of raw coal resulting in loss of additional revenue of ₹ 14.00 crore.	Reply under process.

**B. Details of Part IIA IR Paras Replied to C&AG during the FY. 2021-22 and pending for settlement:**

Sl. No.	Area/Unit	Year of IR	Para No.	Subject	Status.	Remarks.
1	MM	2014-16	2	Avoidable loss of ₹ 8.71 crore due to losing the opportunity on utilization of VAT Credit.	Replied vide no. 830-833(H) Dated 26.03.2022.	Pending for settlement.

**C. Details of Part IIB IR Paras pending for reply as on 31.03.2022**

Sl. No.	Area/Unit	Year of IR	Para No.	Subject	Remarks.
1	Sijua	2012-15	1	Infructuous expenditure of ₹8.93 crore on procurement of 12 No. of tippers.	Reply Under Process
2	Sijua	2012-15	2	Excess payment to contractors amounting to ₹ 26.8 lakh.	Reply Under Process
3	Sijua	2012-15	3	Irregular payment of U/g Allowances.	Reply Under Process
4	Sijua	2012-15	4	Wrong calculation of the different wages payable to the hired HEMM contract worker.	Reply Under Process
5	Kusunda	2014-17	4	Excess payment of ₹ 68.29 lakh due to wrong calculation of differential wages.	Reply Under Process
6	Bastacolla	2015-18	2	Loss of ₹ 7.31 crore due to Shortage of coal.	Reply Under Process
7	Lodna	2016-19	1	Non-exploring the scope of splitting the composite contract to protect the financial interest of the company.	Reply Under Process
8	Lodna	2016-19	2	Non-recovery of outstanding dues pending with defaulter contractor ₹ 6.34 Crore.	Reply Under Process
9	Lodna	2016-19	3	Excess payment of wages escalation and demurrages charges to the tune of ₹ 4.60 crore.	Reply Under Process

Sl. No.	Area/Unit	Year of IR	Para No.	Subject	Remarks.
10	Washery HQ	2011 -14	2	Grade slippage of raw coal received at washery end.	Reply Under Process
11	Washery Division	2016 -20	1	Penal electricity Demand Charges of ₹ 63.08 lakh due to underutilization of Patherdih 5 mtpa new washery.	Reply Under Process
12	Washery Division	2016 -20	2	Unfruitful operation of Mahuda washery resulted in loss of additional revenue to of ₹ 4.43 crore.	Reply Under Process
13	Washery Division	2016 -20	3	Loss of revenue of ₹ 9.36 crore due to supply of inferior grade of washed coal to SAIL.	Reply Under Process
14	W.W.Z.	2012 -14	3	Loss of Revenue to the tune of ₹ 274.98 lakh due to payment of Freight charges on Hand Picked Reject.	Reply Under Process
15	D(F)	2012 -13	7	Occupation of housing accommodation by officers/ officials above their eligibility- possible loss due to recovery of lesser rent.	Reply Under Process
16	D(P)	2016 -19	3	Payment of ₹ 404.18 lakh as financial assistance to the project schools in excess of deficit.	Reply Under Process
17	D(P)	2016 -19	5	Non-accountal of fund for the fire fighting activities under Jharia Action Plan.	Reply Under Process
18	D(P)	2016 -19	7	Accumulation of huge amount of interest on account of Land compensation.	Reply Under Process
19	CMC	2018 -20	1	Excess payment of ₹2083 crore due to consideration of incorrect factor for computation of wage escalation	Reply Under Process
20	CMC	2018 -20	2	Ambiguity in different clauses of NIT a)Qualifying criteria. b)Absence of NIT clause regarding withholding of EMD in respect of investigation / cancellation of tender process. c)Ambiguity in Working capital. d)Absence of penalty clause related to violation of EC condition. Ambiguity in hindrance hours clause.	Reply Under Process

Sl. No.	Area/Unit	Year of IR	Para No.	Subject	Remarks.
21	CMC	2018 -20	3	Non – reconciliation of short receipt of 66154 mt raw coal valuing ₹ 17.20 crore.	Reply Under Process
22	M&S	2018 -20	4	Avoidable payment of demurrage and underloading / overloading charges.	Reply Under Process
23	M&S	2017 -20	3	A) Non recovery of interest on outstanding dues. B) Loss of revenue due to under – loading of coal	Reply Under Process
24	P&P Division	2020 -21	1	Inordinate delay in construction of CISF Barracks.	Reply Under Process
25	P&P Division	2020 -21	2	Infructuous expenditure on multipurpose utilization of surplus mine water.	Reply Under Process
26	P&P Division	2020 -21	3	Non-compliance of EC conditions (A) Payment of compensation of ₹ 2.24 crore. (B) Operations of Joyrampur colliery without valid EC (C.) Delay execution of remediation plan.	Reply Under Process
27	P&P Division	2020 -21	4	Non-surrender of sand mining lease	Reply Under Process
28	P&P Division	2020 -21	5	Delay in installation of 25 MW solar plant at Bhojudih.	Reply Under Process

**D. Details of Part IIB IR Paras Replied to C&AG during the FY. 2021-22 pending for settlement.**

Sl. No.	Area/Unit	Year of IR	Para No.	Subject	Status.	Remarks.
				NIL		

#### E. Statistics of RTI for the year 2021-22:

Particulars	Nos
No. of Applications Received	1987
No. of Applications Replied	1478
No. of Applications Rejected	58
No. of Appeals Received	188
No. of Appeals Disposed off	178
No. of designated CPIO	16
No. of 1 <sup>st</sup> Appellate Authority	16

- No Fine or any other kind of adverse action taken in year 2021-22.

#### F. Frequently Asked Questions (FAQ) under RTI Act are as under:-

1. Question regarding compassionate appointment under clause No. 9.4.3 & 9.4.0 of NCWA and employment under Land Loser Scheme.
2. Regarding tender details.
3. Service related matters like promotion, increment, etc.
4. Payment of pension/CMPF matters.
5. Details regarding outsourcing agencies.
6. Details of transfer/posting.

#### 29. CONSTRUCTION OF NEW WASHERIES IN BCCL.

##### Achievements in 2021-22

- » Inauguration of 5.0 Mtpa Madhuband Washery on 24.03.2022 by the Hon'ble Minister of Coal.
- » Successful dispatch of 1.0 million te quality washed coking coal to steel plants of SAIL through BCCL-TSL Washing Venture from its inception in 2020-21, designed for washing surplus coking coal of BCCL utilizing the unused washing capacity of TSL.
- » Model Bid Document for renovation of existing washeries on Renovate-Operate-Maintain (ROM) Concept has been approved by CIL Board in its 433<sup>rd</sup> Board Meeting held on 12.11.2021.

##### Construction of New Washeries in BCCL

###### ■ Introduction

In order to supply improved quality and sized coal to the consumers (Steel Plants & Power Plants).

BCCL is committed to reduce the import of Coking Coal for Steel Sector by enhancing the supply of indigenous washed coking coal.

BCCL planned to enhance its washing capacity to the tune of 18.6 Mtpa by 2022-23 through construction of new washeries.

■ **Present Status of New Washeries Under Implementation under BOM Basis**

At present, BCCL is involved in setting up of 04 (four) washeries to enhance the washing capacity to the tune of 12.0 Mtpa. The Brief Status of the 04 washeries are as under:

Sl No	Washery	Capacity (Mtpa)	BOM Operator	Expected date/date of Commissioning	Status
1	Madhuband	5.0	HEC Limited	May, 2022	Inaugurated on 24.03.2022. Testing is in progress.
2	Patherdih-II	2.5	ACB (India) Limited	June, 2023	25% completed. Construction is in progress.
3	Bhojudih	2.0	ACB (India) Limited	December, 2022	45% completed. Design & Engineering, Civil & Structural Works, Procurement of equipment, erection, etc. are in progress.
4	Moonidih	2.5	Yet to be finalized	June, 2025	Re-Tender Floated on 03.12.2021. Price bid opened on 24.03.2022 & financial evaluation is in progress.
	Total	12.0			

Note: - 1.6 Mtpa Dahibari Washery and 5.0 Mtpa Patherdih Washery have already started commercial production.

**Important Milestones Achieved in 2021-22**

**A. Setting Up of New Washeries Under BOM (Build-Operate-Maintain) Concept**

**1. 5.0 Mtpa MADHUBAND WASHERY**

- No load Test completed.
- Inaugurated on 24.03.2022.

**2. 5.0 Mtpa PATHERDIH WASHERY**

- **Construction of BOBR Track Hopper**

Tender was finalized and work order was issued to the L-1 Bidder, M/s ACBIL – SIPS (JV) on 28.02.2022 and site was handed over on 09.03.2022.

- **Construction of Rapid Loading System**

Survey, Soil Testing and Design & Engg. Completed.

### 3. 2.5 Mtpa MOONIDIH WASHERY

Tender was floated for setting up of 2.5 Mtpa Moonidih Coking Coal Washery on 03.12.2021 Price Bid opened on 24.03.2022.

## B. Development of Railway Siding for New Washeries

### 1. 2.0 Mtpa BHOJUDIH WASHERY

- Civil work completed -88%
- Work orders for OHE Work and S&T Work has been issued on 15.11.2021 and 24.12.2021 respectively. About 10 % work completed.

### 2. 5.0 Mtpa PATHERDIH WASHERY

- Civil work is in progress (70%)
- OHE Work is in progress (30%)

### 3. 2.5 Mtpa PATHERDIH WASHERY

- Civil work is in progress (10%)
- Procurement and supply of Rail started.

### 4. 2.5 Mtpa MOONIDIH WASHERY

Site survey completed by M/s RITES and development plan submitted to BCCL by M/s RITES on 22.02.2022.



Inauguration of Madhuband Coking Coal Washery of BCCL



Bhojudih Washery of BCCL



**Capital Expenditure in Construction of New Washeries in 2021-22**

<b>Name of the Washery</b>	<b>Approved Budget (₹' Crore)</b>	<b>Actual Expenditure (₹' Crore)</b>	<b>% Utilization</b>
5.0 Mtpa Madhuband Washery	15	12.43	82.90%
2.5 Mtpa Patherdih Washery	45	16.13	35.85%
5.0 Mtpa Patherdih Washery	20	11.60	58.00%
2.0 Mtpa Bhojudih Washery	80	62.86	78.60%
<b>TOTAL</b>	<b>160</b>	<b>103</b>	<b>64.40%</b>

## New Initiative

### 1. Renovation of existing old washeries of BCCL through Renovate-Operate-Maintain (ROM) Concept

BCCL Board in its 386th Board Meeting held on 30.01.2022 has approved for renovation of existing Madhuban Washery (2.5 Mtpa) on Renovate-Operate-Maintain concept.

### 2. BCCL-TSL Washing Venture

- i. BCCL Board accorded its approval for extending the Contract with TATA Steel Limited (TSL) for a period of two (02) years effective from 01.04.2022 for washing coking coal of BCCL through the washeries of TSL.
- ii. Contract was signed with TATA Steel Limited (TSL) on 30.03.2022.

#### Performance of BCCL-TSL Washing Venture in 2021-22

**i. Raw coking Coal supplied to TSL Washerries- 1.12 million Tonne.**

**ii. Despatch of Washed Products:**

Product(s)	Washed Coal to Steel Plants (in MT)
2020 -21	0.37
2021 -22	0.63
Growth	70%

**iii. Import Substitution**

0.63 Million Tonne Washed Coking Coal for Steel Plants/Country in 2021-22.

**iv. Increase in Consumption of Indigenous Washed Coking Coal in Steel Plants of SAIL from 3600 tpd to 5700 tpd due to supply of Washed Coking Coal through this Washing Venture.**

**v. SAIL has appreciated the consistent quality of Washed Coking Coal [@ 18.5% ash level] supplied through this Venture.**

## 30. STATUS OF EXECUTION OF JHARIA MASTER PLAN

### Master Plan for Dealing with Fire, Subsidence and Rehabilitation

The Master Plan for dealing with fire, subsidence and rehabilitation in the leasehold of Bharat Coking Coal Limited (BCCL) was approved on 12th August 2009 by Govt. of India with estimated investment of 7112.11 Crore for Jharia Coalfields. Implementation period of Master Plan have been delineated as 12 years for BCCL which ended on 11th August 2021. Twenty One (21) High Power Central Committee (HPCC) meetings were conducted till date, under the Chairmanship of Secretary (Coal), MoC to review the activities of implementation of Master Plan. Jharia Rehabilitation and Development Authority (JRDA) is the implementing agency for rehabilitation of non – BCCL people under Master Plan.

#### A. Summarized Status of Implementations of Jharia Master Plan (in the lease hold of BCCL)

As per Master Plan, JRDA has to survey 54,159 families in 595 sites, which have already been completed. For rehabilitation of non – BCCL families, construction of 18,352 houses have been taken up by JRDA in Belgoria Rehabilitation Township “Jharia Vihar”. Till date (April, 2022), 6,352 houses have been completed and 2,684 families have shifted. Balance 12,000 houses are under different stages of construction.

For rehabilitation of BCCL families 7,714 houses have been constructed out of 15,713 houses, in which 4,205 families have been shifted. Remaining 7999 houses are in different stages of construction.

Regarding status of fire dealing, as per NRSC study report submitted in Jan 2018, surface fire area has been reported as 3.26 sq km in 34 sites against the earlier 8.9 sq km in 67 sites mentioned in the Master Plan. NRSC has conducted the fresh survey of fire in year 2020-21 and has submitted the final report in Aug 2021. As per the report total active fire sites are reduced to 27 having 1.80 Sq Km of surface fire area. BCCL is working on 27 sites identified by NRSC to deal with Fire. Out of these, 15 sites are economically viable where fire dealing work has been started. For balance 12 sites, 10 sites have been proposed to be dealt by blanketing and for remaining 2 sites proposals have been sent for viability gap funding to CIL.

### **B. Revision of Approved Master Plan**

The time frame of 12 years for implementation of Jharia Master Plan has already expired on 11 August 2021. As per directive of 19th HPCC meeting, a draft comprehensive proposal incorporating alternative rehabilitation package, time and cost overrun has been prepared by BCCL in consultation with CMPDI and JRDA. The proposal has been forwarded to Secretary (Mines & Geology), Govt. of Jharkhand by DC cum MD JRDA on 06.05.2021.

### **C. Way Ahead for Jharia Master Plan**

A draft report on 'Way Ahead for Jharia Master Plan' is under preparation by the committee chaired by Secretary (Coal), MoC, GoI. As per draft report out of 595 sites identified under JMP, 39 sites have been dug out by BCCL, 207 sites (Tentative) are proposed to be surrendered to SDMA of State Govt. for Rehabilitation and Assessment & Management of fire where mining is not feasible due to presence of Railway Track, road, dense population, deep seated coal & other factors. Balance 349 sites will remain with BCCL where mining proposals for fire dealing will be taken up.

As no LTH has shifted under Jharia Master Plan till date, competent approval have been obtained for rehabilitation of LTH families residing at economically viable projects, to be done as per CIL R & R Policy/ LAAR Act 2013, whichever is acceptable to LTH proposed to be rehabilitated, through BCCL's own fund.

## **31. ENVIRONMENT & ECOLOGY**

Corporate Environmental Policy of BCCL aims Environment Management on concept of sustainable development which is achieved by concerted efforts of employees of BCCL and dedicated environment management system. Since changes in working environment are dynamic, the Environmental policy is revised periodically to suit current requirements and initiatives are being taken accordingly.

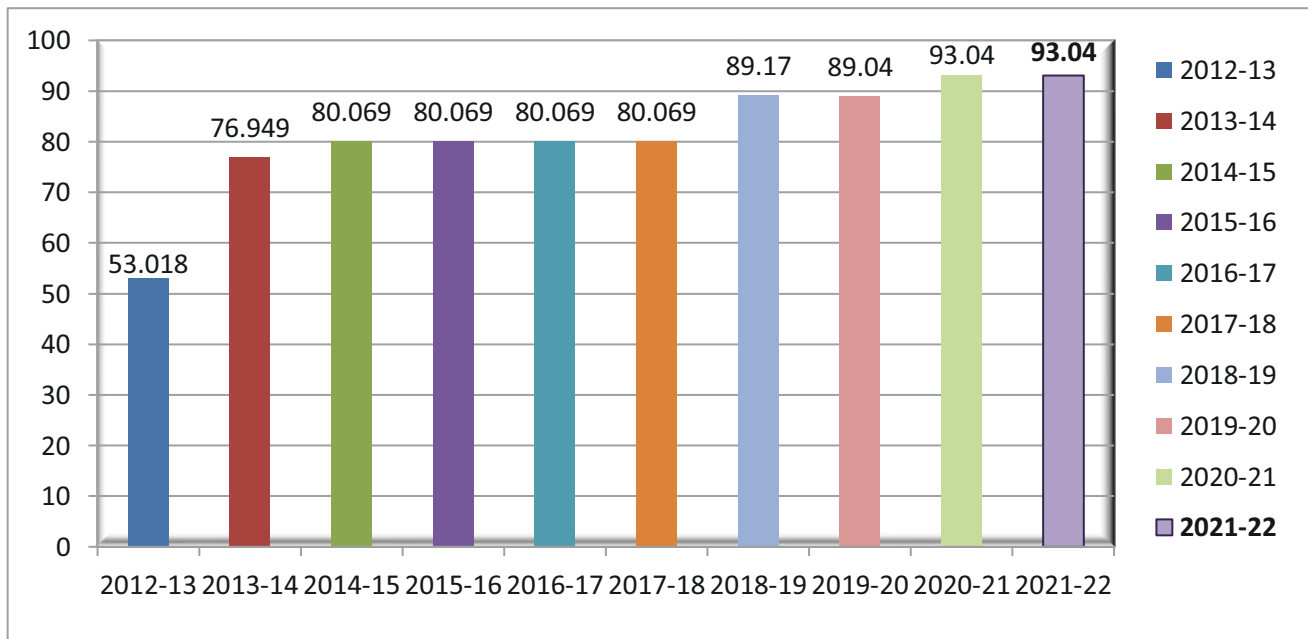
BCCL has made sustained and large scale efforts for better environment. A summary of environmental activities /status is as under:

### **(A) ENVIRONMENTAL CLEARANCES FOR BCCL MINES & WASHERIES**

BCCL has formulated a Cluster Concept grouping all its operative/inoperative/proposed mines (including Pit head washeries) into 17 Clusters for obtaining environmental clearances and management thereof. BCCL is the pioneer company in the coal industry to formulate the cluster concept for EIA-EMP preparation and grant of Environmental clearances. MoEFCC has approved this Cluster Concept in Dec., 2009 and advised to go ahead with preparation of EIA-EMPs for all its clusters for grant of Environmental clearances.

#### **STATUS OF EC OF MINES: As on date,**

- EC of all 17 clusters is available covering all operative, closed and proposed mines.
- As per requirement, Amendment of EC of Cluster I obtained.
- Total peak Capacity for 17 clusters is 93.04 MTPA.
- Amendment in EC of Cluster - I,V,VII, VIII,IX,X,XI obtained for facilitating Damoda OC, Sendra Bansjora, Kankanee, Nichitpur, ROCP, Kuya, Dobari OC, Bastacolla OC, Amalgamated Joyrampur Colliery (OC), Amalgamated Sudamdih Patherdih OC, Bhowra (S) OC, Gopalichak OC & Kendwadih OC, keeping cluster capacity unchanged.



### Total Environment Clearance Capacity (MTPA) of clusters of Mines

#### STATUS OF EC OF MINES: As on date,

- Environmental Clearance of Moonidih Washery, Sudamdih Washery, & Dahibari Washery for normative capacity of 1.6 MTPA each available under cluster XI, X and XVI respectively.
- Environmental Clearance for Patherdih coal Washery, 5.0 MTPA Madhuban Coal Washeries 5.0 MTPA , proposed Patherdih coal Washery 2.5 MTPA, Dugda Washery 2.5 MTPA, Bhojudih washery 2.0 MTPA are available.
- For expansion of Cluster XI for inclusion of New Moonidih Washery 2.5 MTPA, draft EMP under revision.
- EC application for CBM exploration and validity expansion of Patherdih Washery 2.5 MTPA made. EAC clarified that owing to notification issued by MoEFCC, the EC of Patherdih 2.5 MTPA washery construction is valid till 5th July, 2023.

#### ENVIRONMENTAL COMPLIANCES:

BCCL has taken actions for compliance of all conditions of Environmental Clearances and submitting the compliance to regulatory authorities regularly which along with Clearance letters are uploaded on BCCL official website.

- As per conditions of EC, Monitoring locations are fixed on cluster basis in consultation with JSPCB, Ranchi. CMPDI, RI-II has been entrusted with the work of environmental monitoring of mines /washeries.
- To ensure environmental compliances, Environmental engineers are placed at all Areas supported by a dedicated environment Department at HQ.
- Studies required under EC are being conducted. Ground water monitoring, satellite based land use, vegetation cover mapping, reduction in pollution by reducing road transport etc are entrusted to CMPDI.
- Occupational Health Surveillance Study by NIOH, AHMEDABAD has been completed.
- Report of Source Apportionment Study undertaken through NEERI, Nagpur is received, shared with Pollution control Board for coordinated approach by all stakeholders.
- In addition to existing fleet of conventional mobile water sprinklers,
- 16nos of water sprinklers with Mist system procured and commissioned by excavation department in last 03 years out of which 02 procured in 2021-22.


- 05 mobile fog cannon and 04 trolley mounted fog cannon procured in 2021- 22.
- To cover mines, sidings and washeries, 40nos of online PM10 Analyzers procured out of which 36 are connected with State Pollution control Board Portal and balance 04 are in process of connectivity.
- Tender for Procurement of 04 CAAQMS at Jajivan Nagar, Katras Area Bastacolla Area and Kusunda Area is under evaluation.
- Work of drilling for establishment of 23 no.s Piezometer wells for cluster of mines of BCCL command area for Ground water monitoring is awarded and work in progress.
- NRSC is carrying out periodic Time series coal mine Fire Mapping (Thermal Infra-red), submitted report in 2014, 2018 and in 2021.
- Green belt is continuously being developed to work as barrier to air pollution.

**(B) FORESTRY CLEARANCE:** BCCL is identifying forest land as per record of State Forest Department, State Land & revenue department and obtaining forestry clearances wherever applicable.

- Application for 16.49 Ha of forest land in Kuya colliery, Bastacolla Area is with User Agency for requirement of certificate (NoC) under FRA 2006 as per query raised by DFO, Dhanbad on 23.04.2021. Gram Sabha for issuance of certificate under FRA 2006 held on 11.10.2021. NoC under FRA 2006 awaited from DC, Dhanbad.
- Online application for 133.69 Ha of forest land in Muraidih colliery, Barora area is with DFO, Dhanbad for further processing.
- Online application for 179.36 Ha of forest land in Amalgamated Block II OCP, Block II Area; 88.73 Ha of forest land in Moonidih Colliery, WJ Area; 136.02 Ha of forest land in Basantimata Dahibari Colliery, CV Area; 14.36 Ha forest land in East Bassuria Colliery, Kusunda Area & 4.62 Ha forest land in Amalgamated NT-ST Colliery, Lodna Area submitted on PARIVESH Portal. Follow up for land records and requisite certification from District Revenue authorities is being done for further processing.

**(C) OTHER CLEARANCES:** BCCL has obtained Ground water clearance of all Clusters of mines under CGWA except cluster XVI which is processed and NoC awaited. The CTO of all cluster are obtained.

**(D) PHYSICAL RECLAMATION & BIOLOGICAL RECLAMATION**





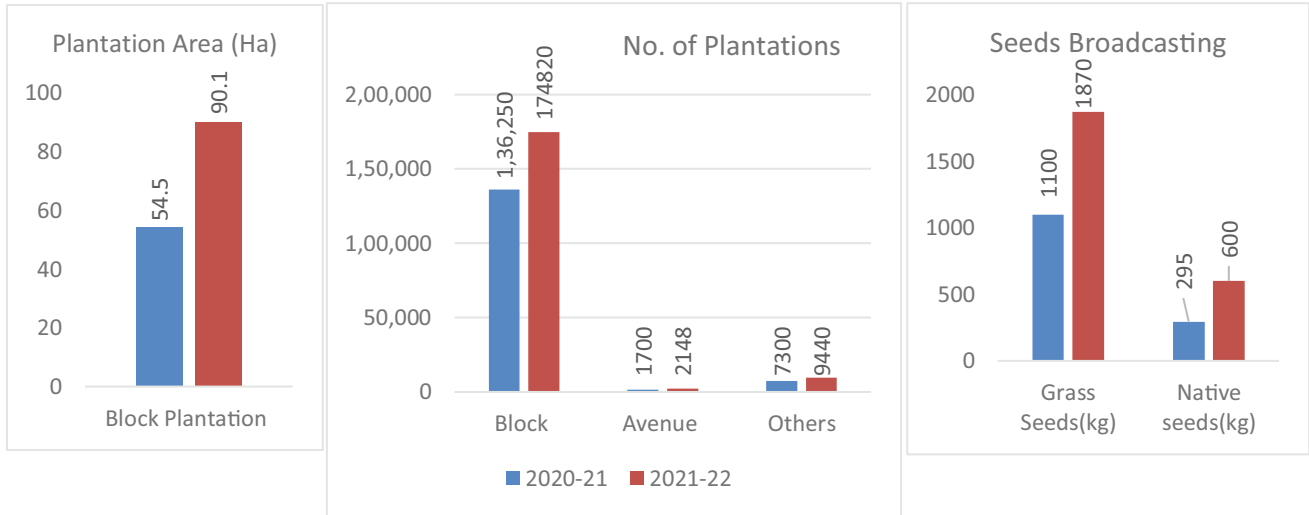
After inheriting old mines with degraded land BCCL has made constant efforts for restoration. In initial phase, plantation was done with aim of greenery only irrespective of species. The use of exotic species though showed faster growth initially but did not contributed for establishment of ecology of the site. BCCL contacted Forest Research Institute (FRI), Dehradun and had prepared a Road map for ecological restoration of degraded and mined out lands of BCCL through the institute in July 2011. BCCL is the pioneer company in the mining industry for conducting ecological restoration work in its degraded and mined out lands. Ecological restoration is the process of short-circuiting the natural recovery of degraded ecosystems through ecological interventions. It involves three tier plantations with native species consisting of lower level as grasses, middle level as shrubs / bushes and top level as trees. The objective is to establish a natural forest with biodiversity and to bring back original normalcy of function, structure, potential, service and process of ecosystem as existed prior to mining activity. Hence, ecological restoration of mined out areas is found to be the most appropriate ecologically and socio-economically compatible measure.

One Model Eco-restoration Project was started through Forest Research Institute, Dehradun on an OB dump over 8 ha in 2011 and completed in July 2014 and another pilot project undertaken at about 7 ha OB dump at Damoda Colliery under expert guidance of Prof. C. R. Babu, Project Director, Centre of excellence of MOEF, Centre for Environmental Management of Degraded Eco-systems (CEMDE), University of Delhi at the same time. Both the sites have shown excellent results to restore the greenery in the project site.

Subsequent to the success of the above pilot projects, the process is being replicated at different reclamation sites for which FRI, Dehradun is working as technical advisor/expert for the ecological restoration works. As per MOU signed, FRI, Dehradun has been continuously monitoring the ecological restoration sites of BCCL and providing technical inputs for establishment and enhancement of ecological restoration sites of BCCL. FRI, Dehradun has been continuously monitoring the physico-chemical properties and other scientific researches like carbon sequestration, microbial analysis etc. the results of these researches have shown the positive signs of restoration of the degraded mined out lands in the coal fields of BCCL.

The success of growth of local species opened up more solution and plantation through State forest resumed with stress on local species, which promotes restoration of other local species of the ecology. Grassing from seed ball is extended to temporary OB dumps grassing.

In 2021-22, in addition to plantation over 90.1 Ha, 1870 kgs of grass seeds and 600 kgs of native species trees and bushes native species seeds have been broadcasted over 64 ha OB dumps taken up in 2021-22 and previously taken up 80 ha of temporary OB dumps of BCCL.



Till 2021-22, BCCL has done biological reclamation over 1534.73 Ha consisting of 32,98,920 no. of plants including 32036 gabion plantation FY 2022-23.



**Bio-diversity Park, Tetulmari, Sijua Area**



**Ecological restoration site, Murulidih, Western Jharia Area**

## (E) ECO-PARKS

Along with establishment of the natural forests over the degraded mined out areas and OB dumps, BCCL has also been developing eco-parks over some degraded mined out areas and OB dumps sites, with an aim to connect with the local communities residing nearby the mining areas of BCCL; transform the image of the company among the stakeholders, and provide a suitable place to the people for recreation and rejuvenation. The development of eco-parks will lead to the promotion eco-mining tourism in the mining areas.

### 1. Gokul Eco-cultural Park, Lodna Area:




An ecological park is being developed with socio-cultural aspects with an aim to benefit the local people of the region. The park was started in 2014-15 over 10 ha of mined out land in NT-ST-Jeenagora Project of Lodna Area. A complex of temples with Yagya-shala has been constructed on the topmost point of the site to respect the sentiments and religious feelings of the local communities, along with flower gardens with the plantation of the religious trees around the complex. The other features of the site are the development of the fruit orchard, bamboo satum, native species trees, lily pond, rockery, flower garden, picnic spot and park for the locals to recreate, rejuvenate and relax. This park now serves as a centre for various religious and social ceremonies for locals.

### 2. VRINDAVAN ECO PARK, GKCC , Kusunda:

This eco-park was initially developed as an ecological restoration site but now has been transformed into an eco-park where the people from the nearby areas can recreate and rejuvenate. The site has been developed with thick natural plantation of different native species of the region. This place is developed with the site nursery, machan, eco-huts, walking trails and benches. The paddy cultivation over OB dump is also demonstrated during the season.





### 3. Parasnath Udyaan, Katras Area:



The park is popular among nearby communities and adjoining Katras town residents for recreation and rejuvenation. Various components of the eco-park includes water body, Eco-hut, Children's play area with swing and slides, Walking pathways, benches, flower garden, hedges green tunnel, rain dance, floating cafeteria, open Gymnasium, Jain temple, Flower garden using the scrap of the mines on concept of waste to wealth etc. The eco-park has also been used for practicing yoga and meditation by the local people.

#### 4. Panchvati Eco-park :



A centralized nursery established at Koyla Nagar provides saplings of Shiris, Palash, Amla, Kathal, Ber, Sheesham, Bel, Gamhar etc for ecological restoration/plantation in mined out areas. In addition, site Nurseries are also established at various areas/eco-restoration sites. Saplings are distributed to all the areas, to various institutions and local public. An eco-park has also been developed in the central nursery of BCCL at Koyla Nagar to benefit the people of the Koyla Nagar and adjoining areas. This eco-park has various flower gardens, cactus garden eco-hut, jogger's track, rose garden, lily pond, etc. This place is being developed with an aim to develop a centre for meditation and yoga for the urban population residing in nearby areas. The park is dedicated to the local public. This eco-park is powered by solar panels of 6 KW capacity.

#### 5. Tetulmari Bio-diversity Park, Sijua Area:



After successfully implementing ecological restoration involving three tier plantation of native species, BCCL has carried out the work of enhancement of biodiversity at the model ecological restoration site at Tetulmari, Sijua Area through FRI, Dehradun for two years. FRI, Dehradun in its report of project submitted in July 2018, has observed that floral and faunal biodiversity has increased to a total of 103 plant species of which 37 are trees, 15 shrubs, 27 herbs, 9 grasses, 2 bamboo, 2 fern, 1 creeper and 10 climber species at the site. Among all, 80 recorded plant species have medicinal use in one or other way. The various faunal species observed over the project site birds (20), butterflies (14), insects (27), reptiles (1) and few of animals. In terms of quantification, CO<sub>2</sub> sequestered at the site was 259.09 ton/ha.

## 6. Netaji Subhash Chandra Bose Eco-Park, Kuya Colliery: Under Development

BCCL has taken up the development of these eco-park over the degraded mined out land which is near to the Dhanbad with an aim to provide a better place for recreational and rejuvenation activities to the local people residing in nearby Areas. These eco-parks will also generate some opportunities for livelihood generation through ancillary activities to the locals. Various components being developed in this eco-parks includes Water body, Fountain, Children Park, Flower Garden & Artistic Shrub Work, Walkways, Green Tunnel, Prayer Room, Meditation Hall, Cafeteria, Entry Gates and Security Room, Toilets, Water Storage Reservoir and Arrangement of Drinking Water etc.



## 7. Govardhan Eco park, Bera: Under development:



## (F) VRIKSHROPAN ABHIYAN:

Ministry of Coal, Government of India, launched Vriksharopan Abhiyan 2021 on 19<sup>th</sup> August 2021 to enhance the greenery in and around the coalfield, with an aim to increase the share of coal sector in the forest cover and contribution to the India's commitment in COP-21. The Abhiyan was presided over by Shri Pralhad Joshi, Hon'ble Union Minister of Coal, Mines and Parliamentary Affairs in presence of Shri Raosaheb Patil Danve, Hon'ble Minister of State for Coal, Mines and railways, Govt. of India. In the celebration of Vriksharopan Abhiyan 2021, BCCL participated with great enthusiasm and carried out plantation and ensured public participation in the greening of the mining areas by plantation and sapling distribution.

BCCL was connected to the event at 20 different sites spread over 03 districts (Dhanbad, Bokaro, Paschim Burdwan) of 2 states (Jharkhand and West Bengal) and arranged live telecast of event. At BCCL, participation of the public and public representative was ensured at all the live connected sites. Hon'ble MLA Smt. Poornima Neeraj Singh was present at Bastacolla Area; Hon'ble MLA Shri Mathura Prasad Mahato was present at Kusunda Area and Hon'ble MLA, Dr. Ajay Poddar attended at Chanch Victoria Area. 14 other public representatives participated in the event at different sites in BCCL. At these virtually connected sites, plantation was carried out by the public representatives, BCCL Management, employees and public as well. The saplings were also distributed to the public for plantation at the different location like parks, private lands, residential Areas etc. In addition to the virtually connected sites, BCCL has also celebrated the launch of the Abhiyan at 38 different sites. 5,225 people participated in the Vriksharopan Abhiyan 2021 at BCCL. On this single day on 19.08.2021, BCCL planted 17,570 plants at 58 different sites and distributed 16,500 saplings to the locals.

#### **(G) MINE CLOSURE PLAN IMPLEMENTATION**

Mines of BCCL are under progressive closure phase for which 56 Mine Closure Plans for mines/group of mines are prepared and are under implementation. Annual closure cost are regularly being deposited into escrow A/C opened for the purpose and BCCL has deposited ₹ 507.49 crores in escrow A/Cs till 31.03.2022 as a security for Closure activity implementation and showing commitment of BCCL in this regard. The 3rd party audit for 43 MCPs are conducted by IEST Shibpur and submitted to CCO, total value being ₹ 83.10 crores (approx). CCO has released ad hoc reimbursement of ₹ 36.415 Crores (50% of amount claimed) for 20 mines against successful implementation of progressive closure activities in which CCO has further recommended reimbursement of additional ₹ 7.47 crores for six mines to BCCL.

#### **(H) ENVIRONMENTAL AWARENESS**

BCCL has taken steps to sensitize all stakeholders for developing a better environment:

**a) Environmental Workshops:** BCCL arranged 04 workshops on environmental issues under AKAM and also participated in workshops organised by Coal India. A Workshop on Source Apportionment of Ambient Air Particulate Matter in Jharia Coalfield regions, Jharkhand: Status and Actions for Improvement in Air Quality through NEERI, Nagpur was hosted by BCCL on 04.10.2021 which was attended online by CIL and all its Subsidiaries. A workshop on was arranged through FRI Dehradun on 29.10.2021 which was also hosted by BCCL and participated by CIL and subsidiaries. For resolving Ash disposal issues, a brain storming session was arranged on 09.03.2022 and a Workshop on environmental compliances by HCFs was arranged on 30.03.2022.

**b) Eco-Mining Tourism:** Since 2016-17, BCCL has been promoting the Eco-mining tourism in its mines and ecological restoration sites /Eco-Parks for showcasing the mining activities and ecological restoration sites /Eco-Parks. Every year various schools, colleges and professional institutes have been visiting these eco-restoration sites and eco-parks to know about the mining and the suitable method to restore these degraded lands into natural vegetation of the region.

#### **c) Environmental Newsletter of BCCL**

BCCL is publishing "Paryavaran Darpan", an environmental newsletter to create awareness about the various concepts related to environment & mining and to provide platform for sharing the best practices, disseminating valuable information and propagating awareness that will pave the way for attaining the goal of environment protection, since 2015. The newsletter is uploaded on BCCL website for awareness.

d) To create environmental awareness, sensitisation to surrounding public and other stakeholders and create environment friendly image of company, BCCL environment department is present in social media and take parts in various seminars and functions. World Environment day was celebrated with active participation of employees & their families, school children.



e) All the environmental clearances, EC compliances are uploaded in BCCL's official website for public information. The same are displayed in the notice boards at Areas and HQ level. Various environmental management activities of BCCL are also available on BCCL's web site.

## (I) ISO CERTIFICATION

BCCL is processing company wide ISO certification. The revised Integrated Operational Manual, Integrated Maintenance Manual, and Integrated Management System Manual for implementation of Integrated Management System that simultaneously complies with the International standards- ISO 9001, ISO 14001 and ISO 45001 are approved.

For implementation of standards, internal audit of HRD, Katras Area & Sijua Area was done by CMPDI officials along with the trained internal auditors of BCCL.

## (J) POLLUTION CONTROL MEASURES

### a. Air Control Measures

i. Mobile water sprinklers are deployed for dust suppression on haul roads on regular intervals. In addition 16 water sprinklers with mist attachment, 05 truck mounted fog cannons and 04 trolley mounted fog cannons are deployed for effective dust suppression.



- ii. Installation of Overhead sprinklers is one of the novel initiatives to contribute for the environmental protection through minimising the dust spreading while transportation of coal by providing a water curtain. These sprinklers have been installed at entry as well as the exit point of the existing Railway sidings in various areas. The purpose of installation of overhead sprinkler at this location is to transport wet coal to the siding and CHP as control measures to arrest fugitive coal dust from the trucks while transportation. Also, the trucks carrying the fiery coal when pass through these water curtains will get drenched the coal before the coal-dust becomes airborne and eventually reduce the air pollution. This water curtain system is one of the active dust and fire suppression system currently adopted in BCCL.
- iii. Coal Handling Plants (CHPs) are being enclosed to reduce coal dust emission outside CHP.
- iv. Drills are provided with dust extractors/wet drilling mechanism.
- v. Non-active over burden (OB) dumps is provided with grass cover to prevent dust emission.
- vi. Regular ambient air quality monitoring is being done to monitor the air quality and corrective actions are being taken in case of any adverse report.

#### **b. Water pollution control measures**

- i. Water pollution control is being done through Oil and Grease trap for effluent generated from Workshops in various mines of BCCL.
- ii. Oil recovery Floating oil, recovered from Oil and Grease traps is collected in drums which are stored in a raised paved area having drains to collect back spillages. Used Oil collected during maintenance of vehicles and HEMMs are collected and stored in lid tight leak proof drums. Authorization from State Pollution Control Board is duly taken for each individual Project for storage of used oil which is Hazardous waste (Cat. 5.1). This used oil is disposed through e-auction to authorized recyclers.
- iii. In addition of mine water use for industrial use such as dust suppression, firefighting, it is also used for domestic purposes and irrigation. The mine water is treated with pressure filters /Rapid gravity filters /slow sand filters for utilization as drinking water. An MoU has also been signed with State Government by CIL, CSR department for Gainful use of Mine Water under which State Government will implement schemes using mine water from BCCL.

#### **c. Disposal of Hazardous solid waste containing oil**

This comes under Hazardous Waste Category 5.2. Authorization from State Pollution Control Board is duly taken and these wastes are stored in specifically constructed sheds and disposed off through authorized Common Treatment Storage & Disposal Site, available in the state.

#### **d. Noise Pollution Control Measures**

Noise generation by equipment is kept under control by regular maintenance. Blasting operations are carried out between 14:00 to 15:00 hours only i.e. during change of shifts. Ear-muffs and ear-plugs are provided to employees wherever required.

#### **(K) Legal compliances**

- 1) Under OA NO. 01/2018/EZ before the Hon'ble National Green Tribunal Eastern Zone Bench Vs Union of India & Ors MoEFCC carried out a Site Inspection/Monitoring for Cluster IX of BCCL on 28.10.2021 and 29.10.2021 and submitted monitoring report indicating non-compliance/Partial compliance of EC conditions. GM, Lodna submitted ATR of the EC Compliance Inspection report carried out by IRO, MoEFCC. Ranchi on 31.12.2021. Thereafter, a show cause notice was issued by MoEFCC, IA-Division on 10.03.2022. GM, Lodna submitted detailed reply IRO, MOEFCC, Ranchi against the show cause on 23.03.2022. Furthermore, IRO, MoEFCC carried out monitoring for verification of facts submitted in ATR by GM, Lodna on 23.02.2022 and 24.02.2022. Report was submitted on 18.04.2022 showcasing significant improvement in compliance of EC conditions. Accordingly a rejoinder affidavit has been filed at Hon'ble NGT on 04.05.2022 against affidavit of MoEFCC.
- 2) JSPCB vide Ordr Ref no. B-180 dated 21/01/2022 issued Notice to Chief Medical Officer, Central Hospital Dhanbad for non-compliance of Bio Medical Waste Rules, 2016 (stayed by appellate authority) and thereafter a closure order was received by CMS, CHD on 31.03.2022 vide Memo no. JSPCB/B-548 dated 11.03.2022 issued by Member Secretary, JSPCB. The closure order was later cancelled and withdrawn by MS, JSPCB. CMS, CHD ensured all compliances of Bio Medical Waste Rules, 2016 and an ETP of 5KLD capacity has also been installed along with an additional ETP of 30 KLD procured for treatment of liquid effluent.
- 3) In the Notice issued to 47 projects of BCCL referring to order dated 02.08.2017 for W.P.(C) No.- 114/2014 Common Cause Vs Union of India & Ors. With W.P (C) No. 194 of 2014 Perfula Samantra and Anr. Vs Union of India & Ors (related to Iron and Mn ore mines at Orissa) by DMO, Dhanbad earlier stay was granted by appellate authority. BCCL filed rejoinder for 9 more Revision applications against reply of DMO, Dhanbad. Supplementary affidavit for 11 case against which rejoinder was already filed was also filed. In 27 cases DMO, Dhanbad has still not filed any reply. Hearing of the said case was held on 12.04.2022 at Hon'ble Coal Tribunal, final order in the said case is awaited.

**(L) Miscellaneous:** A Sustainable development Cell is also being working under the aegis of SDC, Ministry of Coal for environment, social and sustainable activities in BCCL to ensure benefit to all stakeholders. The cell is identifying new initiatives for benefit of communities in mining and post mining scenario.

**(M) Awards and Accolades:** BCCL has been conferred with the second prize for Environment Management in Coal India during the 47th Coal India Foundation Day in 2020-21.



**CMD, BCCL receiving the second prize for Environment Management in Coal India**

### 32. CIVIL

**Shifting of BCCL Employees from endangered zone of mines (Coal bearing Area) to the quarters constructed under Master Plan in non-coal bearing Area.**

Sl no.	Details of Quarters Constructed under Master Plan	Location of Construction	No. of houses occupied till 31.03.2022	Remarks
1	Construction of 344 units (96 B-type & 248 miners' quarters) in different existing colonies of BCCL in NCB Areas. (Master Plan Budget)	Bhuli- 96 B type	96	Shifting Complete
		Coal Dump Colony, Katras- 248 MQs	248	Shifting Complete
2	Construction of 1152 miners' quarters in different existing colonies of BCCL in NCB Areas. (Master Plan Budget)	Katras- 360 MQs	360	Shifting Complete
		Kusunda- 600 MQs	600	Shifting Complete
		Lodna- 192 MQs	192	Shifting Complete
3	Construction of 4080 Houses (Miners Quarters) under Master Plan (in Triple Storeyed Block of 12 Units each) at three sites within different existing Colonies of BCCL. (Master Plan Budget)	Katras- 240 MQs	240	Shifting Complete
		Murli Nagar- 396 MQs	396	Shifting Complete
		Jagjivan Nagar- 568 MQs	568	Shifting Complete
		Karmik Nagar- 1268 MQs	634	Shifting in progress
		Govinpur Area- 156 MQs	nil	Shifting in progress
		Kusum Vihar- 1452 MQs	352	Shifting in progress s, balance 1112 qtrs. to be handed over to JRDA

4	Construction of 4020 Units Miners Quarters under Master Plan (in Triple Storeyed Block of 12 Units each) at Eastern Jharia Area, Govindpur Area, Lodna Area, Chanch Victoria Area & Karmatand Township under Bastacolla Area on NCB Land at BCCL. (Master Plan Budget)	CV Area-420 MQs	222	Shifting in progress
		Lodna Area-360 MQs	90	Water supply and Electric connection is yet to be done
		Govindpur- 1428 MQs	71	Electrical connections works in progress, 1116 qtrs. to be handed over to JRDA
		Koyla Nagar- 1116 MQs	nil	Electric connections and water supply works under progress. 1116 qtrs. to be handed over to JRDA
		Kusunda - 480 MQs	6	Water supply and Electric connection is yet to be done
		Bastacolla- 216 MQs	nil	Water supply and Electric connection is yet to be done
5	Construction of 2248 units Qtrs. (B, C & D-type Quarters in different locations of BCCL in NCB Area. (Master Plan & Capital Budget)	B type- 1584	89	Allotment under in progress
		C type- 520	41	
		D type- 144	nil	
6	Construction of 4008 units miner's quarters at Karmatand Mouza. (Capital Budget)	Karmatand- 4008 Miners' quarters	nil	Work under in progress ( final stage of completion), 4008 qtrs. to be handed over to JRDA
<b>Total Quarters completed</b>		<b>15713* units</b>	<b>4205</b>	
<b>*Note: 139 units dropped by BCCL Board at its meeting No. 380 held on 02.08.2021</b>				

<b>Overall Status of thorough repairing of quarters as on 31st March-2022 in non-coal bearing Area of BCCL</b>					
<b>Type of Work</b>	<b>No. of Qtrs. to be repaired</b>	<b>No. of Qtrs. Awarded</b>	<b>Authorized Quarters</b>	<b>Qtrs Repaired</b>	<b>Qtrs Repaired in March-22</b>
Through Repairs	17810	17810	12960	12960	Completed
Tarfelting	11355	11355	10592	10592	Completed

### 33. DIRECTORS RESPONSIBILITY STATEMENT:

In terms of Section 134(5) of the Companies Act, 2013, read with the Significant Accounting Policies at Note-2 and Additional Notes on Financial Statements at Note-38 forming part of BCCL Financial Statements.

#### **It is confirmed that:**

- In the preparation of the Annual Financial Statements, the applicable Accounting Standards have been followed and that no material departures have been made from the same;

- b. The Accounting Policies have been selected and applied consistently and judgments and estimates made that are reasonable and prudent so as to give a true and fair view of the state of affairs of the company at the end of the financial year and profit & loss of the company for that period;
- c. Proper and sufficient care have been taken for maintenance of adequate accounting records in accordance with the provisions of this Act for safeguarding the assets of the Company and for preventing and detecting fraud and other irregularities;
- d. The Annual Financial Statements have been prepared on a going concern basis;
- e. Internal Financial Controls have been laid down and that such controls are adequate and were operating effectively during the year ended 31st March, 2022.
- f. Proper systems have been devised to ensure compliance with the provisions of all applicable laws and such systems were adequate and operating effectively.

#### **34. INSPECTION OF ANNUAL ACCOUNTS OF BCCL**

The Annual Accounts of BCCL shall be available for inspection for any shareholders of Coal India Limited on demand at Board Secretariat of the Company.

#### **35. IMPLEMENTATION OF INTEGRITY PACT.**

The Integrity pact has been implemented in BCCL. An MOU was signed with Transparency International Limited; New Delhi on 04th March 2009 at Dhanbad to implement the Integrity pact.

The percentage of tenders (Including Goods, Services and Contracts) covered under integrity pact over the preceding year is as under:

<b>Year</b>	<b>Total value of Tenders (₹ lakh)</b>	<b>Total value of tenders covered under Integrity Pact (₹ lakhs)</b>	<b>Percentage of value of tenders covered under Integrity Pact vs Total Value of Tenders</b>
2021-22	538794.62	509646.32	94.59%
2020-21	830907.76	808232.96	97.27%

One Meeting (through VC) held with IEM on 16.11.2021 during the year 2021-22.

#### **36. STATUS OF COST AUDIT REPORT FOR THE YEAR 2020-21 PURSUANT TO SECTION 148 OF THE COMPANIES ACT, 2013 AND RULE 2 OF THE COMPANIES (COST ACCOUNTING RECORD) RULES, 2013**

Cost Audit Report was submitted by Cost Auditor for the F.Y 2020-21 by the Central Cost Auditors on 15.09.2021 and the said Report was filed with the MCA in XBRL mode on 08.10.2021.

Cost Records as specified by the Central Government under section 148(1) of the Companies Act, 2013 are made and maintained by the Company.

#### **ACKNOWLEDGEMENT**

Your Directors extend their thanks to the Government of India, the Ministry of Coal in particular and Coal India Limited for their unreserved support and valuable guidance towards attainment of the objectives of the Company. Your Directors also extend their thanks to the State Government and its officials including those at the District level, for their co-operation and valuable assistance extended to the Company and acknowledge the constructive suggestions received from Statutory Auditors and Comptroller & Auditor General of India and are grateful for their continued supported co-operation. Thanks are also due to the employees and trade unions who extended their full and loyal co-operation in production and all other activities of the Company during the Year.

## **ADDENDUM**

The following are annexed to this report:

- I. Annual Report on CSR Activities.
- II. Research & Development.
- III. Report on Corporate Governance.
- IV. Management Analysis and Discussion Report.
- V. CEO and CFO Certifications.
- VI. Independent Auditor's Report and its annexures.
- VII. Comments of the Comptroller and Auditor General of India under section 143 (6) (b) of the Companies Act, 2013 and review of Accounts by the Indian Audit and Accounts Department.
- VIII. Secretarial Audit Report.

The abridged version of the Annual Return of the Company is available in the following link: [www.bclweb.in](http://www.bclweb.in)

For and on behalf of the Board of Directors.

Sd/-

**Samiran Duta**

Chairman-cum-Managing Director

Dhanbad

---

# ANNEXURE - I

---

## 1. Brief outline on CSR Policy of BCCL

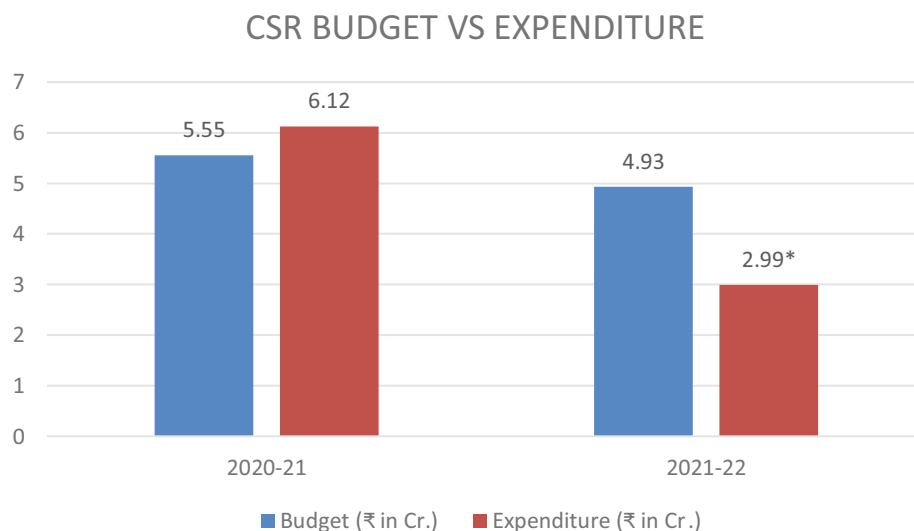
BCCL, while carrying out its coal mining activities also focusses on improving the quality of life of the people residing in and around its Coal mining areas through its CSR activities.

CIL has modified its CSR Policy with effect from 08/04/2021. BCCL Board deliberated upon and adopted the CSR Policy of CIL in its 379th meeting held on 17/06/2021. The policy broadly covers the following areas while executing its CSR activities, which is framed after incorporating the features of the Company Act, 2013, as per different notifications issued by CIL, Ministry of Corporate Affairs, GoI as well as DPE's guidelines issued from time to time and CIL's CSR Policy:

- i) Eradicating hunger, poverty and malnutrition; promoting health care including preventive health care and sanitation including contribution to the 'Swachh Bharat Kosh' set-up by the Central Government for the promotion of sanitation and making available safe drinking water.
- ii) Promoting education, including special education and employment enhancing vocation skills especially among children, women, elderly and the differently abled and livelihood enhancement projects.
- iii) Promoting gender equality, empowering women, setting up homes and hostels for women and orphans; setting up old age homes, day care centres and such other facilities for senior citizens and measures for reducing inequalities faced by socially and economically backward groups.
- iv) Ensuring environmental sustainability, ecological balance, protection of flora and fauna, animal welfare, agroforestry, conservation of natural resources and maintaining quality of soil, air and water including contribution to the 'Clean Ganga Fund' set up by the Central Government for rejuvenation of river Ganga.
- v) Protection of national heritage, art and culture including restoration of buildings and sites of historical importance and works of art; setting up public libraries, promotion and development of traditional arts and handicrafts.
- vi) Measures for the benefit of armed forces veterans, war widows and their dependents.
- vii) Training to promote rural sports, nationally recognized sports, Paralympic sports and Olympic sports.
- viii) Contribution to the Prime Minister's National Relief Fund or Prime Minister's Citizen Assistance and Relief in Emergency Situations Fund (PM CARES Fund) or any other fund set up by the Central Government for socio economic development and relief and welfare of the Scheduled Castes, the Scheduled Tribes, Other Backward Classes, minorities and women.
- ix) Contribution to incubators funded by Central Government or State Government or any agency or Public Sector Undertaking of Central Government or State Government and contributions to public funded Universities, Indian Institute of Technology (IITs), National Laboratories and Autonomous Bodies (established under the auspices of Indian Council of Agricultural Research (ICAR), Indian Council of Medical Research (ICMR), Council of Scientific and Industrial Research (CSIR), Department of Atomic Energy (DAE), Defence Research and Development Organisation (DRDO), Department of Biotechnology (DBT), Department of Science and Technology (DST), Ministry of Electronics and Information Technology engaged in conducting research in science, technology, engineering and medicine aimed at promoting Sustainable Development Goals (SDGs).
- x) Rural development projects.
- xi) Slum area development.
- xii) Disaster Management, including relief, rehabilitation and reconstruction activities.

BCCL has been a responsible corporate striving to benefit the society through its various CSR activities. Since the past years, BCCL has made efforts to benefit the society through its CSR activities related to education, rural development, health, and one of the major activities, since the onslaught of COVID-19 in the world, was to combat this menace of society.

BCCL has been the major social development driver in its area of operations i.e. Dhanbad district as well as Jharkhand State as a whole. The following graph indicates the CSR budget (as per CSR Policy) versus expenditure of BCCL from FY 2020-21 to FY 2021-22



*Figure 1 – CSR budget versus expenditure in FY 2020-21 and FY 2021-22*

The balance amount ( ₹ 4.93 Cr- ₹ 2.99 Cr = ₹ 1.94 Cr. is for ongoing projects)

The budget indicated in the above figure is the budget as per the CSR policy of CIL which is adopted and being followed by BCCL.

**Some of the major CSR activities undertaken in FY 2021-22 are as follows:**

- a. Training of Youths at CIPET** – BCCL has undertaken a project in which training is provided to youths in various plastic engineering courses through Central Institute of Plastics Engineering and Technology (CIPET), Ranchi. A total 40 youths are undergoing the training at CIPET, Ranchi.
- b. Development of Aanganwadi Centres in Dhanbad** - An MoU was signed between BCCL and District Administration, Dhanbad for the development of Aanganwadi Centres in Dhanbad. BCCL has budgeted an amount of ₹ 263.5 lakhs for the Aanganwadi project. A sum of ₹ 75.00 Lakhs has been deposited with the District Administration for the same. Rest of the amount has been kept in “Bharat Coking Coal Limited Unspent CSR Account” and shall be transferred as per the rules of the Company and provisions of the Companies Act, 2013 (as amended upto date).
- c. Azadi Ka Amrut Mahotsav** - The Central Government has launched “Azadi ka Amrut Mahotsav” (AKAM) which is the countdown to the 75th year of India's Independence i.e. 15th August, 2022. It started on 12th March, 2021 and will be celebrated till 15th August, 2023. The idea behind this Mohatsav is to create a vision for India@2047. The Mahotsav celebrates each week by highlighting various social and cultural events along with the showcase of technological and scientific achievements. The event also highlights some unknown locations and contributions made by some freedom fighters. Till date BCCL has undertaken 63 weeks of events.

- d. Distribution of Blankets** – Keeping in view of the cold wave, 1086 Nos. of blankets were procured and distributed amongst the needy section of the society.

**2. Composition of CSR Committee**

Sl. No.	Name of Director	Designation/ Nature of Directorship	Number of meetings of CSR Committee held during the year	Number of meetings of CSR Committee attended during the year
1	Shri Narendra Singh (20/10/2020 onwards)(as Independent Director till 05.01.2021, Chairman from 06.01.2021 onwards)	Chairman / Independent Director	5	5
2	Shri Jaiprakash Gupta (from 01/10/2021 to 05/02/2022)	Member / Director (Tech.) P&P	5	3
3	Shri Samiran Dutta (from upto 27/02/2022 )	Member/ Director (Finance)	5	3
4	Shri Chanchal Goswami (upto 28/02/2022)	Member / Director (Tech.) OP	5	4
5	Shri PVKR Mallikarjuna Rao (08/06/2020 onwards)	Member/ Director (P)	5	5
6	Shri Sanjay Kumar Singh (28/02/2022 onwards)	Member/ Director (Tech.) P&P & OP	5	2
7	Smt. Shashi Singh (01/11/2021 onwards)	Member/ Independent Director	5	2

- 3. Web-link where Composition of CSR committee, CSR Policy and CSR projects approved by the Board (Annual Action Plan) are disclosed in the website of the company-**

**Web-link - [https://www.bclweb.in/?page\\_id=13446](https://www.bclweb.in/?page_id=13446)**

- 4. Details of Impact assessment of CSR projects carried out in pursuance of sub-rule (3) of rule 8 of the Companies (Corporate Social responsibility Policy) Rules, 2014, if applicable (attach the report) – NA**
- 5. Details of the amount available for set off in pursuance of sub-rule (3) of rule 7 of the Companies (Corporate Social responsibility Policy) Rules, 2014 and amount required for set off for the financial year, if any – NA**

Sl. No.	Financial Year	Amount available for set-off from preceding financial years (in ₹)	Amount required to be setoff for the financial year, if any (in ₹)
1	NA	NA	NA

- 6. Average net profit of the company as per section 135 (5)**

**The average net profit of the company as per section 135 (5) of the Act is ₹ -9.63 Cr.**

Net Profit (₹ in Crores)		
S. No	Financial Year	Amount
1	2020 -21	(1577.06)
2	2019 -20	991.12
3	2018 -19	557.05
4	Total	(28.29)
5	Average	(9.63)
6	2% of average	(0.19)

**7. (a) Two percent of average net profit of the company as per section 135(5)**

**2% of average net profit of BCCL as per section 135(5) of the Act would come to ₹ (0.19) Cr.**

BCCL is a subsidiary company of Coal India Limited (CIL) and follows CIL's Policy for Corporate Social Responsibility (CSR). As per its CSR Policy, BCCL shall allocate the CSR funds by following the guidelines enlisted below:

For subsidiaries of CIL, fund for CSR shall be allocated based on whichever is higher of the following two amounts:

- 2% of average net profit of the company for the three immediate preceding financial years, as per Companies Act or
- ₹ 2.00 per tonne of coal production of immediately preceding financial year

As such following its CSR Policy, BCCL allocated the CSR funds based on point (ii) above calculated as follows:

Coal Production in the FY 2020-21 ----- 2,46,55,800 tonne

₹ 2.00 per tonne of coal production of FY 2020-21 ----- ₹ 4.93 Cr. (rounded off)

The CSR budget as per coal production of BCCL for the FY 2021-22 ---- ₹ 4.93 Cr.

**(b) Surplus arising out of the CSR projects or programmes or activities of the previous financial years - NIL**

(c) Amount required to be set off for the financial year, if any - NIL

(d) Total CSR obligation for the financial year (7a+7b-7c) - ₹ 4.93 Cr. (as per CSR Policy)

**8. (a) CSR amount spent or unspent for the financial year:**

Total Amount Spent for the Financial Year (in ₹ Crores)	Amount Unspent (in ₹ Crores)				
	Total Amount transferred to Unspent CSR Account as per section 135 (6)		Amount transferred to any fund specified under Schedule VII as per second proviso to section 135 (5)		
	Amount	Date of Transfer	Name of the Fund	Amount	Date of Transfer
2.99	1.94	28.04.2022	NA	NA	NA

**(b) Details of CSR amount spent against ongoing projects for the financial year –**

Sl. No.		1	2
Name of the Project		Development of Aanganwadi Centres in Dhanbad District	Training of Youths in Various Plastic Engineering Courses through Central Institute of Plastics Engineering and Technology (CIPET)
Item from the list of activities in Schedule VII to the Act		Item No. (ii) of Schedule VII	Item No. (ii) of Schedule VII
Local area (Yes/No)		Yes	Yes
State	Location of the project	Jharkhand	Jharkhand
District		Dhanbad	Ranchi
Project duration		03 years	02 years
Amount allocated for the project (in ₹ Crores)		2.635	0.28
Amount spent in the current financial Year (in ₹ Crores)		0.75	0.22
Amount transferred to Unspent CSR Account for the project as per Section 135(6) (in ₹ Crores)		1.88	0.06
Mode of Implementation - Direct (Yes/No)		Yes	Yes
Name	Mode of Implementation - Through Implementing Agency	NA	NA
CSR Registration number		NA	NA

(c) Details of CSR amount spent against other than ongoing projects for the financial year - Detailed in Annexure "A" - ₹ 2.99 Cr.

(d) Amount spent in Administrative Overheads - NIL

(e) Amount spent on Impact Assessment, if applicable - NA

(f) Total amount spent for the Financial Year (8b+8c+8d+8e) - ₹ 2.99 Cr.

(g) Excess amount for set off, if any

Sl. No.	Particulars	Amount (in ₹ Crores)
(i)	Two percent of average net profit of the company as per section 135 (5)*	0 (being negative)
(ii)	CSR Obligation as per CSR Policy	4.93
(iii)	Total amount spent for the Financial Year	2.99
(iv)	Excess amount spent for the financial year	nil
(v)	Surplus arising out of the CSR projects or programmes or activities of the previous financial years, if any	nil
(vi)	Amount available for set off in succeeding financial years	nil

Note\*: As detailed in clause (a) of sub-section (7) above, the figures for CSR budget of BCCL is arrived at by following the guidelines of CIL's CSR Policy adopted by BCCL

**9. (a) Details of Unspent CSR amount for the preceding three financial years:**

Sl. No.	Preceding Financial Year	Amount transferred to Unspent CSR Account under section 135 (6) (in ₹ Crores)	Amount spent in the reporting Financial Year (in ₹ Crores)	Amount transferred to any fund specified under Schedule VII as per section 135(6), if any			Amount remaining to be spent in succeeding financial years. (in ₹ Crores) (***)
				Name of the Fund	Amount (in ₹ Crores)	Date of transfer	
1	2020-21	NA	6.12	NA	NA	NA	NA
2	2019-20	NA	6.01	NA	NA	NA	NA
3	2018-19	NA	1.43	NA	NA	NA	NA
<b>TOTAL</b>		NA	NA	NA	NA	NA	NA

(\*\*\*) In FY 2018-19, FY 2019-20 and FY 2020-21, average of 03 years preceding PBT being negative, there was no obligation for CSR spending under Companies Act.

(b) Details of CSR amount spent in the financial year for ongoing projects of the preceding financial year(s) - NA.

**10. In case of creation or acquisition of capital asset, furnish the details relating to the asset so created or acquired through CSR spent in the financial year:**

Sl. No.	Date of creation or acquisition of the capital asset(s)	Amount (till FY 2021-22) of CSR spent for creation or acquisition of capital asset (in ₹)	Details of the entity or public authority or beneficiary under whose name such capital asset is registered, their address etc.	Provide details of the capital asset(s) created or acquired (including complete address and location of the capital asset).
	(a)	(b)	(c)	(d)
NA	NA	NA	NA	NA

11. Specify the reason(s), if the company has failed to spend two per cent of the average net profit as per section 135(5) - NA

Sd/ -  
(Chairman -cum -Managing  
Director)

Sd/ -  
(Chairman CSR  
Committee)

Sd/ -  
[Person specified under clause (d)  
of sub-section (1) of section 380 of the  
Act] (Wherever applicable).

**ANNEXURE - A**

**Details of CSR amount spent against other than ongoing projects for the financial year 2021-22**

(1)	(2)	(3)	(4)	(5)		(6)	(7)	(8)	
SI No	Name of the Project	Item from the list of the activities in schedule VII to the act	Local area (Yes/No).	Location of the project.		Amount spent for the project (₹ lakhs)	Mode of implementation- Direct (Yes/No).	Mode of implementation - Through implementing agency.	
				State	District			Name.	CSR registration number.
1	Financial assistance to D.C., Dhanbad for combating COVID-19 situation in Dhanbad	Eradicating hunger, poverty and malnutrition, promoting preventive health care and sanitation including contribution to the Swachh Bharat Kosh set-up by the Central Government for the promotion of sanitation and making available safe drinking water.  Disaster Management, including relief, rehabilitation and reconstruction activities.	Yes	Jharkhand	Dhanbad	100.00	Yes	NA	NA
2	Financial assistance to Jharkhand State Disaster Mitigation Fund for distributing home isolation kits to COVID-19 patients	Eradicating hunger, poverty and malnutrition, promoting preventive health care and sanitation including contribution to the Swachh Bharat Kosh set-up by the Central Government for the promotion of sanitation and making available safe drinking water.  Disaster Management, including relief, rehabilitation and reconstruction activities.	Yes	Jharkhand	Dhanbad	25.00	Yes	NA	NA
3	Procurement of masks & hand wash/ sanitizers for distribution amongst public for combating COVID-19	Eradicating hunger, poverty and malnutrition, promoting preventive health care and sanitation including contribution to the Swachh Bharat Kosh set-up by the Central Government for the promotion of sanitation and making available safe drinking water.  Disaster Management, including relief, rehabilitation and reconstruction activities.	Yes	Jharkhand	Dhanbad	0.72	Yes	NA	NA

4	Fooding through Administration department for Doctors and Frontline workers at Covid Ward, CHD, Dhanbad and other miscellaneous COVID-19 expenditure like temporary contract of doctor etc.	Eradicating hunger, poverty and malnutrition, promoting preventive health care and sanitation including contribution to the Swachh Bharat Kosh set-up by the Central Government for the promotion of sanitation and making available safe drinking water.  Disaster Management, including relief, rehabilitation and reconstruction activities.	Yes	Jharkhand	Dhanbad	36.45	Yes	NA	NA
5	Additional financial liability on submission of fresh bills for the work "Boarding and lodging of doctors and paramedical staff engaged in COVID-19 Hospital, CHD"	Eradicating hunger, poverty and malnutrition, promoting preventive health care and sanitation including contribution to the Swachh Bharat Kosh set-up by the Central Government for the promotion of sanitation and making available safe drinking water.  Disaster Management, including relief, rehabilitation and reconstruction activities.	Yes	Jharkhand	Dhanbad	22.62	Yes	NA	NA
6	Cleaning and sanitization of temporary quarantine centres for doctors and paramedic staff engaged in treatment of COVID 19	Eradicating hunger, poverty and malnutrition, promoting preventive health care and sanitation including contribution to the Swachh Bharat Kosh set-up by the Central Government for the promotion of sanitation and making available safe drinking water.  Disaster Management, including relief, rehabilitation and reconstruction activities.	Yes	Jharkhand	Dhanbad	1.80	Yes	NA	NA
7	Training of Youths in Various Plastic Engineering Courses through Central Institute of Plastics Engineering and Technology (CIPET)	Promoting education, including special education and employment enhancing vocation skills especially among children, women, elderly, and differently abled and livelihood enhancement projects	Yes	Jharkhand	Ranchi	22.40	Yes	NA	NA
8	Development of Aanganwadi Centres in Dhanbad	Eradicating hunger, poverty and malnutrition, promoting preventive health care and sanitation including contribution to the Swachh Bharat Kosh set-up by the Central Government for the promotion of sanitation and making available safe drinking water.	Yes	Jharkhand	Dhanbad	75.00	Yes	NA	NA

9	Swachh Vidyalaya Abhiyan Survey Expenditure	Eradicating hunger, poverty and malnutrition, promoting preventive health care and sanitation including contribution to the Swachh Bharat Kosh set-up by the Central Government for the promotion of sanitation and making available safe drinking water.	Both	Jharkhand	Dhanbad, Bokaro, Dumka, Gumla, Purbi Singhbhum, Paschimi Singhbhum, Latehar, Lohardaga, Koderma, Saraikela, Simdega, Ranchi, Hazaribag, Palamu, Ramgarh	6.97	Yes	NA	NA
10	Distribution of blankets during winter season	Eradicating hunger, poverty and malnutrition, promoting preventive health care and sanitation including contribution to the Swachh Bharat Kosh set-up by the Central Government for the promotion of sanitation and making available safe drinking water.	Yes	Jharkhand	Dhanbad	3.58	Yes	NA	NA
11	Submission of fresh bills for project "Training of mining sirdar for SC/ST PAs" by PB Area	Promoting education, including special education and employment enhancing vocation skills especially among children, women, elderly, and differently abled and livelihood enhancement projects	Yes	Jharkhand	Dhanbad	3.26	Yes	NA	NA
12	Submission of fresh bills for "Operation of COVID quarantine centre" by Bastacolla Area	Eradicating hunger, poverty and malnutrition, promoting preventive health care and sanitation including contribution to the Swachh Bharat Kosh set-up by the Central Government for the promotion of sanitation and making available safe drinking water.	Yes	Jharkhand	Dhanbad	3.80	Yes	NA	NA
13	Upgradation of public toilets and approach road in Central Hospital, Dhanbad	Eradicating hunger, poverty and malnutrition, promoting preventive health care and sanitation including contribution to the Swachh Bharat Kosh set-up by the Central Government for the promotion of sanitation and making available safe drinking water.	Yes	Jharkhand	Dhanbad	3.15	Yes	NA	NA

14	Submission of final bills for "Gymnasium at Ambedkar Academy, Dhanbad"	Eradicating hunger, poverty and malnutrition, promoting preventive health care and sanitation including contribution to the Swachh Bharat Kosh set-up by the Central Government for the promotion of sanitation and making available safe drinking water.	Yes	Jharkhand	Dhanbad	2.35	Yes	NA	NA
15	Procurement of printed key chains for distribution amongst donors during blood donation camp under AKAM iconic week	Eradicating hunger, poverty and malnutrition, promoting preventive health care and sanitation including contribution to the Swachh Bharat Kosh set-up by the Central Government for the promotion of sanitation and making available safe drinking water.	Yes	Jharkhand	Dhanbad	0.05	Yes	NA	NA
16	Reversal of Financial Liability for Medical Camps under CSR through Areas (FY 2019-20)	Eradicating hunger, poverty and malnutrition, promoting preventive health care and sanitation including contribution to the Swachh Bharat Kosh set-up by the Central Government for the promotion of sanitation and making available safe drinking water.	Yes	Jharkhand	Dhanbad	(8.53)	Yes	NA	NA
<b>Total</b>						<b>298.62</b>			

## ANNEXURE-II

### Research & Development (R&D) During 2021-22

#### STATUS OF S&T/R&D PROJECTS UNDER COMMAND AREA OF BCCL FUNDED BY CIL.

SL No	Project Title	Date of Start of Project	Schedule date of completion	Total Approved cost (Rs. Lakh)	Status
<b>A</b>	<b>R&amp;D Project</b>				
1	Up-gradation of Low-grade Indian Coals through Dry and Chemical Beneficiation. Project code: CIL/R&D/02/09/2021 <b>Imple. Agency :</b> IIT Kharagpur & CMPDIL	1 <sup>st</sup> October 2021	30 <sup>th</sup> September 2024	<b>₹ 144.30</b> IIT Kgp- ₹ 121.89 CMPDIL- ₹ 22.41	Objective of the R&D Project is to develop a dry beneficiation technology (Air Dense Medium Fluidized Bed separator) for coarser size fraction of coal, fines will be treated with froth flotation and chemical leaching for maximizing yield of clean coal and minimizing reject.  BCCL Endorsed: 30.10.2020 CIL Approved on 24.09.2021 -Literature review was conducted at Institute. -Design & Fabrication of reactor Set-up is under process.
2	Effective utilization of Middlings and fines of coking coal Washery for recovery of carbon values Project code: CIL/R&D/02/11/2021 <b>Imple. Agency :</b> NML, Jamshedpur & CMPDIL	1 <sup>st</sup> October 2021	30 <sup>th</sup> September 2023	<b>₹ 144.02</b> NML Jamshedpur- ₹ 126.52 CMPDIL – ₹ 14.50	Objective of the R&D Project is to: (i) explore the possibility of recovering the washed coal at about 18% ash from middlings of coking coal washeries.  (ii) to develop process flowsheet for producing a product with 18% ash for enhancing the carbon recovery. (iii) Reduce surface moisture of washed product.  BCCL Endorsed: 18.02.2021 CIL Approved on 24.09.2021 -For the 1st phase of the project, one tonne each of middling and fines samples are collected from Patherdih Washery, BCCL. -For the 2nd phase, samples will be collected from Dahibari Washery (1.6 MPTA)

SL No	Project Title	Date of Start of Project	Schedule date of completion	Total Approved cost (Rs. Lakh)	Status
3	Study on performance improvement of coking coal washery under CIL through modeling and simulation analysis. Project code: CIL/R&D/02/10/2021 <b>Imple. Agency</b> :NML, Jamshedpur & CMPDIL	1 <sup>st</sup> October 2021	30 <sup>th</sup> September 2023	₹ 264.04 NML, Jamshedpur- ₹ 169.54 CMPDIL- ₹ 94.50	Objective of the project is to develop steady state plant scale model for unit operations (crushing, classification, gravity separation, flotation) in coal washing, conduct simulation analysis and predict the optimum parameters for improving the performance of coal washing plant. BCCL Endorsed: 18.02.2021 CIL Approved on 06.09.2021 -Moonidih Washery is Selected for the Project.
4	Separation and recovery of Fine particles from coal washery effluents using bio - coagulant Project code: CIL/R&D/02/13/2022 <b>Imple. Agency</b> :IIT ISM, Dhanbad	15 <sup>th</sup> March 2022	14 <sup>th</sup> March 2024	₹ 54.87 IIT ISM - ₹ 54.87 BCCL - Nil	The aim of this project: Indian coal containing high ash impurities (35-40%), upon beneficiation/washing, generate washery effluent which has high concentration of coal fines along with other impurities. After sedimentation, the effluent along with fresh water is recirculated for coal washing. If the coal fines are recovered, it will not only be economically beneficial but cleaning efficiency will also improve and addition of fresh water will be minimized. BCCL Endorsed: 25.06.2021 CIL Approved on 06.09.2021 -Fund no yet disbursed by CIL
<b>B</b>	<b>S&amp;T Project</b>				
1	Study of hazards due to mining induced sub- surface cavities and waterlogged areas in inaccessible old workings in underground coal mines using geophysical technique Project code: MT -173 <b>Imple. Agency</b> :IIT ISM, Dhanbad	15 <sup>th</sup> March 2021	14 <sup>th</sup> March 2023	₹ 199.96 IIT ISM - ₹ 199.96 ECL - Nil	Objectives is to study hazards due to mining induced sub-surface cavities and waterlogged areas in inaccessible old workings in underground coal mines using geophysical technique such as seismic tomography, Ground Penetrating Radar (GPR) and Crosshole tomography.  CIL Approved on 10.03.2021. BCCL Endorsed: 17.02.2022. -The work was conducted at ECL for a depth of about 25 M. -Work to be conducted at BCCL for a depth of about 50 m. -Selecting potential site at BCCL for the work.

**R&D PROJECT WHERE ENDORSEMENT LETTER IS PROVIDED AT BCCL AND AWAITING APPROVAL BY CIL.**

SL No.	Project Name	Project Proponent	Endorsement Issued from BCCL	Remarks
1	Design and development of a novel air dense medium fluidized bed separator for beneficiation of the high -ash Indian coal.	IIT ISM	24.03.2021	Awaiting approval by CIL.
2	Indigenous development of Integrated Video, Voice and Data Communication System in underground mines along with Wireless IIoT based gas detection and monitoring system for monitoring of different environment parameters of UG mines.	CMPDIL, EasyM2M Technology Pvt. Ltd. Bangalore.	11.05.2021	Awaiting approval by CIL.
3	Advanced Technologies for Dousing fires in Jharia coalfields.	IIT ISM, Fluidyn Consultancy Pvt. Ltd.	30.09.2021	Awaiting approval by CIL.
4	Electrostatic deposition and functionalization of multiwalled carbon nanotubes (MWCNTs) for sensitive & selective detection of Coal Mine Methane (CMM).	Amity University	10.02.2022	Awaiting approval by CIL.
5	Comprehensive Robotic Technology for Assessing and Combating opencast bench fire.	CSIR -CIMFR	17.02.22	Awaiting approval by CIL.

**PERMISSION TAKEN FROM BCCL TO CONDUCT R&D STUDIES, FUNDED BY DIFFERENT AGENCIES:**

SL No.	Project Name	Institution	Endorsement letter from BCCL	Remarks
1	Capacity building for testing and developing software based fatigue sustainable workload model to monitor and control fatigue sustainability for Indian underground coal miners- An Ergo-Experimental Approach	IIST, Shibpur	10.09.2021	Funded by DST-SERB, Govt. Of India. -Phase I of the project completed.
2	Water Repellent and Wear Resistant Cemented Carbide Coatings for Mining Applications	IIT, Kanpur	27.09.2021	Proposal rejected by Ministry of Mines. Reason: Not Thrust area of MoM S&T program
3	Exploration of economically important elements in the waste rocks of coal mine dumps	CSIR -CIMFR	30.11.2021	Funded by CSIR -Samples are collected from BCCL.

4	Whole Body Vibration Exposure on HEMM Operators in surface coal mines – An Assessment of various Contributing factors	IIT BHU	03.12.2021	Funded by SERB, GOI. -40 samples collected from BCCL for the 1st phase.
5	“Seismic Microzonation of 8 cities in India” under the approved National Project of MoES, GoI for “Seismic Microzonation of 30 targeted cities of India”	ISR, Dept. of S&T, Govt. of Gujarat and M/S Geo Designs Research Pvt. Ltd	15.12.2021	Funded by Ministry of Earth Science (MoE S), GOI. -Work will start by April 2022
6	Development and field trial of a versatile pixel categorization and selection approach for improving MT-InSAR application for in-depth monitoring of land surface deformation in Mining Environment	Department of Mining Engineering, IIT(ISM), Dhanbad	10.02.2022	Funded by TexMin under Technology Innovation Hub (TIH), IIT ISM, Dhanbad.  Study will be conducted in Rajapur OCP; Ena OCP; AKWMC OCP and Sendra Bansjora OCP, BCCL.
7	Modern Innovation solution for Environment/occupational Lung Health Challenges Using Clinical and Pre-clinical Strategies	CSIR - CIMFR	15.02.2022	Funded by Healthcare Research Scheme, GOI.
8	Blasting methods to mine the coal deposit blocked within 100 m and not beyond 50 m from permanent structures and not belonging to owners	CSIR - CIMFR	17.02.2022	Funded by Ministry of Mines, GOI. -Site is selected for study at 4A, Patch of Bhowra (S), EJ Area.

#### **STATUS OF INSTALLATION OF OB (Over Burden) TO SAND EXTRACTION PLANT:**

Ministry of Coal, Govt. of India, has instructed coal companies for gainful utilization of overburden. In this context, Coal India Limited has decided to set-up OB to Sand Extraction plant in all its subsidiaries.

At BCCL, Damoda OCP, Barora Area, is selected as the site, for installation of OB to Sand plant. Present status is summarized below: -

An Expression of Interest (EOI) meeting was conducted virtually chaired by General Manager (R&D) dated 15.06.2021. The meeting was attended by Committee members of the Project and participated by 09 prospective bidders.

A model NIT on Build Operate (BO) basis was prepared by CMPDIL, approved by CIL and was communicated to BCCL on dated 01.02.2022. The model document was customized and dully approved for BCCL purpose.

NIT for “Setting up of Sand/aggregate Segregation Plant (OB to sand/aggregate) of OB throughput capacity 1.10 Mtpa at Damoda OCP, Barora Area, BCCL on Build-Operate (BO) concept.” was floated on 24.03.2022.

Extended bid submission date is 13.06.2022

Bid opening date is 17.06.2022

# ANNEXURE-III

## Report on Corporate Governance 2021-22

### 1. Corporate Philosophy:

BCCL is committed to observe Corporate Governance at different level for ensuing values, ethical behavior, transparency and disclosure as per laws, rules and guidelines.

### 2. Board of Directors:

As per clause 31 (C) of Articles of Association of BCCL, the number of Directors of the Company shall not be less than two and not more than fifteen. These directors may be either whole time Functional Directors or part time Directors. However, the Company may appoint more than 15 Directors after passing a special resolution.

### 3. Composition of Board:

As on 31st March, 2022, the Board of Directors consists of a Chairman, 4 Functional Directors, 2 Non-Executive Directors and 5 Independent Director.

### 4. Board Meeting:

During the year 11 (Eleven) Board Meetings were held on 09.04.2021, 26.05.2021, 17.06.2021, 02.08.2021, 07.08.2021, 15.09.2021, 02.11.2021, 30.11.2021, 19.01.2022, 30.01.2022 and 27.02.2022, respectively. Details of attendance of Board Meetings and AGM during the year 2021-22 are as follows:

Sl No	Name of Director	Category of Director	No. of Board Meetings attended during 2021-22	Attended last AGM
1	Shri Samiran Dutta	Chairman	03	No
2	Shri P. M. Prasad	Chairman	08	Yes
3	Shri Anandji Prasad	Non Executive Director	03	No
4	Shri Bhabani Prasad Pati	Non Executive Director	07	Yes
5	Shri B. Veera Reddy	Non Executive Director	0	No
6	Shri Binay Dayal	Non Executive Director	09	Yes
7	Shri Narendra Singh	Independent Director	11	Yes
8	Smt. Shashi Singh	Independent Director	04	No
9	Shri Alok Kumar Agrawal	Independent Director	04	No
10	Shri Satyabrata Panda	Independent Director	04	No
11	Shri Ram Kumar Roy	Independent Director	03	No
12	Shri J P Gupta	Director	09	No
13	Shri Samiran Dutta	Director	08	Yes
14	Shri Chanchal Goswami	Director	11	Yes
15	Shri PVKR Mallikarjuna Rao	Director	11	Yes
16	Shri Sanjay Kumar Singh	Director	01	No

## 5. Audit Committee:

### a) Composition:

Audit Committee of the Board of Directors of BCCL has been formed in the year 2002 in line with the section 292 A of the Companies Act, 1956 and under section 175 of the Companies Act, 2013 in pursuance of excellence in Corporate Governance. Audit Committee of BCCL consists of five Independent Director, two Functional Directors, one Coal India Nominee Director and one Government Nominee Director. One of the independent Directors is the Chairman of the Committee. As on 31st March 2022, the Audit Committee (a sub-committee of BCCL Board of Directors) has the following members:

i) Shri Narendra Singh	:	Chairman
ii) Shri Anandji Prasad	:	Member
iii) Shri B. Veera Reddy	:	Member
iv) Smt. Shashi Singh	:	Member
v) Shri Alok Kumar Agrawal	:	Member
vi) Shri Satyabrata Panda	:	Member
vii) Shri Ram Kumar Roy	:	Member
viii) Shri Sanjay Kumar Singh	:	Member

Director (Finance), Head of Internal Audit and the Statutory Auditors are invited to the Audit Committee Meeting for interacting with members of the Committee. Senior Executives are also invited as and when required to provide necessary information to the Committee.

### b) Scope of Audit Committee

- i) The recommendation for appointment, remuneration and terms of appointment of auditors of the company;
- ii) Review and monitor the auditor's independence and performance, and effectiveness of audit process;
- iii) Examination of the financial statement and the auditor's report thereon;
- iv) Approval or any subsequent modification of transactions of the company with related parties;
- v) Scrutiny of inter -corporate loans and investments;
- vi) Valuation of undertakings or assets of the company, wherever it is necessary;
- vii) Evaluation of internal financial controls and risk management systems;
- viii) Monitoring the end use of funds raised through public offers and related matters;

### c) Meeting and Attendance of the Audit Committee:

Nine meetings of the Audit Committee were held during the financial year 2021-22 on 09.04.2021, 26.05.2021, 17.06.2021, 02.08.2021, 15.09.2021, 02.11.2021, 30.11.2021, 19.01.2022 and 30.01.2022. The details of the meeting of Audit Committee attended by the members are as under:

Sl No	Name of Director	Status	No. of Audit Committee Meetings attended during 2021-22
1	Shri Narendra Singh	Chairman	09
2	Shri Anandji Prasad	Member	02
3	Shri Bhabani Prasad Pati	Member	06
4	Shri Binay Dayal	Member	06
5	Smt. Shashi Singh	Member	02
6	Shri Alok Kumar Agrawal	Member	02
7	Shri Satyabrata Panda	Member	02
8	Shri Ram Kumar Roy	Member	01
9	Shri J P Gupta	Member	08
10	Shri Chanchal Goswami	Member	09

**6. Meeting of Independent Directors**

One meeting of Independent Directors held during the F.Y. 2021 -22.

**7. Whistle Blower Policy**

Board of Directors of BCCL in its 307th Board Meeting held on 24.05.2014 adopted Whistle Blower Policy as per the requirements of Companies Act, 2013.

**8. Risk Management committee:****Meeting and Attendance of the Risk Management Committee Meeting:**

One meeting of the Risk Management Committee Meeting was held during the financial year 2021-22 on 26.02.2022. The details of the meeting of Risk Management Committee attended by the members are as under:

SI No	Name of Director	Status	No. of Risk Management Committee attended during 2021-22
1	Shri Narendra Singh	Chairman	01
2	Shri Satyabrata Panda	Member	01
3	Shri Chanchal Goswami	Member	01
4	Shri PVKR Mallikarjuna Rao	Member	01
5	Shri Sanjay Kumar Singh	Member	01

**9. Empowered Sub-Committee:****a) Meeting and Attendance of the ESC (T):**

One meeting of the ESC (T) was held during the financial year 2021-22 on 02.08.2021. The details of the meeting of ESC (T) attended by the members are as under:

SI No	Name of Director	Status	No. of ESC Meetings (T) attended during 2021-22
1	Shri Bhabani Prasad Pati	Chairman	01
2	Shri Narendra Singh	Member	01
3	Shri J P Gupta	Member	00
4	Shri Samiran Dutta	Member	01
5	Shri Chanchal Goswami	Member	01

**b) Meeting and Attendance of the Empowered Committee of Directors including IDs:**

One meeting of the Empowered Committee of Directors including IDs was held during the financial year 2021-22 on 19.01.2022. The details of the meeting of Empowered Committee of Directors including IDs attended by the members are as under:

SI No	Name of Director	Status	No. of Empowered Committee of Directors including IDs attended during 2021-22
1	Shri Samiran Dutta	Chairman	01
2	Shri Binay Dayal	Member	01
3	Shri Narendra Singh	Member	01
4	Shri J P Gupta	Member	01
5	Shri Chanchal Goswami	Member	01

## 10. General Body Meeting:

Date, time and venue of the last 3 Annual General Meeting are as under:

Financial Year	Date	Time	Location
2020-21	04.08.2021	10.00 AM	Koyla Bhawan, Koyla Nagar, Dhanbad
2019-20	07.08.2020	10.00 AM	Koyla Bhawan, Koyla Nagar, Dhanbad
2018-19	08.07.2019	12.00 Noon	Koyla Bhawan, Koyla Nagar, Dhanbad

## 11. Share holding pattern of BCCL:

100% shares of BCCL are held by Coal India Limited and its nominee.

## 12. Statement regarding Independent Director as per the provisions of Rule (8)(5)(iia) under Companies (Accounts) Rules, 2014:

In terms of sub rule 5 under rule 8 of the Companies (Accounts) Rules, 2014, the Board is of the opinion that Shri Narendra Singh, Independent Director appointed during the year 2019-20 does have the sufficient expertise, integrity and experience in discharging the function as Independent Director of the Company. Further Shri Narendra Singh, Independent Director have got himself registered with IICA and passed online proficiency self-assessment test conducted by IICA under sub-section (1) of Section 150 of the Companies Act, 2013 during 2020-21.

Further following Independent Directors were appointed during the year 2021-22:

1. Smt. Shashi Singh, Independent Director;
2. Shri Alok Kumar Agrawal, Independent Director;
3. Shri Satyabrata Panda, Independent Director; and
4. Shri Ram Kumar Roy, Independent Director

The above appointed Independent Directors got themselves registered with IICA but are yet to appear/ pass online proficiency self-assessment test conducted by IICA under sub-section (1) of Section 150 of the Companies Act, 2013. However Shri Alok Kumar Agrawal, Independent Directors, is exempted from passing online proficiency test since he is a practicing Chartered Accountant having practice of more than 10 years is exempted from online proficiency test as per second proviso to Rule 6(4) of Companies (Appointed and Qualification of Directors) Rules issued by Ministry of Corporate Affairs vide notification no. G.S.R 579(E) dated 19.08.2021.

# ANNEXURE-IV

## MANAGEMENT DISCUSSION AND ANALYSIS REPORT

### I. Industry Structure and Development

BCCL, one of the subsidiaries of CIL, is engaged in the process of mining of coal and allied activities. Bharat Coking Coal Limited (BCCL- a Miniratna PSU) major producer of Coking Coal engaged in mining of coal and allied activities in one of the oldest coalfields in India. Mines are spread over Jharia Coalfield located in Jharkhand -273 KM<sup>2</sup> and Raniganj Coalfield located in Jharkhand (19 KM<sup>2</sup>) and West Bengal (13 km<sup>2</sup>) – 32KM<sup>2</sup>. The major products are Run of Mine (ROM) coal, Washed coal, Washed power coal (WPC) and other washery bye product. The company inherited small unorganized underground mines at the time of nationalization of coking coal and non-coking coal mines being operated by private owners in unscientific manner. The workings were limited to upper coal horizons. This lead to fire subsidence and water filled in the underground old workings. The Coalfield is considered to be one of the populous where township, important rail network, road networks including National Highways and State highways occupy in the mining area making the coalfields one of the most problematic and challenging for mining engineers for exploitation. It occupies an important place in as much as it produces bulk of the coking coal mined in the country. In BCCL, coking coal forms almost 95% of the total coal production. Coking Coal in BCCL is mainly of two types- Prime Coking Coal (PCC) and Medium Coking Coal (MCC) having low volatile matter. PCC forms approximately 10% of the total coking coal production and the rest 90% is MCC.

### II. STRENGTH AND WEAKNESS

STRENGTHS(S)	WEAKNESS (W)
<ul style="list-style-type: none"> <li>• Presence of huge reserves (19.4 BT) of high value coking coal/ non-coking coal.</li> <li>• Good strike length ensuring provision for uninterrupted mining with presence of best quality coal in upper stratum and inferior quality coal in the bottom stratum.</li> <li>• Assured demand centers within the vicinity of the mining areas ensuring no connectivity issues.</li> <li>• Ability to provide coal at much less than import parity price.</li> <li>• Only source of prime coking coal having secured market.</li> <li>• Concentration of coal resources within a radius of 40 km.</li> <li>• Skilled and trained manpower.</li> <li>• Upper section developed. Once land available, superior grade coal can be mined out easily.</li> <li>• Potential field/reserves for CMM and CBM production.</li> </ul>	<ul style="list-style-type: none"> <li>• Operating assets (washery) / HEMMs are quite old and non-performing; Limited prospective of mechanization in UG mines.</li> <li>• Patch based mining as against large-scale operations. Although, contracts are also awarded in hired patches but are under-utilized due to R&amp;R issues &amp; non implementation of Jharia Action Plan.</li> <li>• Consistent grade slippages and crushing issues such as presence of large-scale boulders in washery feed.</li> <li>• Situated in densely populated area leading to typical encroachment problems, thus affecting mining operations.</li> <li>• Higher lead distances for dumping OB leading to enhanced cost in OC operations.</li> <li>• Presence of UG multi seam UG workings affected by fire and water logging; Further, geologically disturbed seams aggravate the situation.</li> <li>• Old mines operating for more than 100 years.</li> <li>• Unscientific mining in the past.</li> </ul>



STRENGTHS(S)	WEAKNESS (W)
	<ul style="list-style-type: none"> <li>• Coal Bearing areas densely populated, mostly by unauthorized habitants causing hindrance in smooth progress of mining activity.</li> <li>• A large number of inherited small UG mines not readily amenable to mechanization.</li> <li>• Constraints posed by trade unions in achieving rational redeployment of manpower.</li> <li>• Non availability of land for external OB dumps.</li> <li>• Partly exhausted, partly standing on pillars below important surface features.</li> <li>• Different entries in CS and RS Khatiyan leading to unnecessary legal hassles and delay in acquisition of land.</li> </ul>

### III. OPPORTUNITIES AND THREATS

OPPORTUNITIES	THREATS
<ul style="list-style-type: none"> <li>• Venture into CBM, huge opportunity from safety perspective and internal energy generation.</li> <li>• Solar power investments.</li> <li>• Washed coal generation – new investments underway – focus to move towards clean coal to be increasingly used in power.</li> <li>• Readily available un-exhaustive market compared to the international market for a long period</li> <li>• Prime coking coal released on implementation of master plan will have the potentiality of saving foreign exchange</li> <li>• JVs with PSUs/Pvt. Players for long term capital intensive projects and washeries.</li> <li>• Market condition of coking coal in steel sector is favorable as the price in international market is going up and the country cannot afford the hard earned foreign exchange.</li> <li>• High capacity underground mines can be commissioned to exploit deep seated reserves in Moonidih –Singra- Kapuria and Mahuda basin.</li> </ul>	<ul style="list-style-type: none"> <li>• Inability to establish physical possession of land acquired under LA Act for mining purpose, affecting operations.</li> <li>• Inability to establish physical possession of land acquired under LA Act for mining purpose.</li> <li>• Delay in execution of Master Plan leading to endangering the lives and properties as well as operation of the company for a long period.</li> <li>• Spontaneous heating of coal seam.</li> </ul>

**IV. SEGMENTWISE AND PRODUCT-WISE PERFORMANCE**
**RAW COAL PERFORMANCE**

Raw Coal Production, Productivity &amp; offtake Performance of BCCL during 2021-22 vis-à-vis 2020-21:

Sl. No.	Particulars	Unit	2021-22			2020-21	Growth over last year	
			Target	Actual	Achieved (%)	Actual	Absolute	(%)
<b>i)</b>	<b>Raw Coal(According to type of Mine)</b>							
	UG	M. Te.	1.00	0.81	80.56	0.61	0.20	32.48
	OC	M. Te.	29.00	29.71	102.43	24.05	5.66	23.53
	Total	M. Te.	30.00	30.51	101.70	24.66	5.86	23.75
<b>ii)</b>	<b>According to type of Coal</b>							
	Coking coal	M. Te.	27.31	29.04	106.34	23.38	5.66	24.19
	Non-coking coal	M. Te.	2.69	1.47	54.65	1.27	0.20	15.62
		M. Te.	30.00	30.51	101.70	24.66	5.86	23.75
<b>iii)</b>	<b>OB Removal (Excl. R/H)</b>	M. CuM.	120.00	105.37	87.81	103.84	1.54	1.48
<b>iv)</b>	<b>Productivity (OMS)</b>							
	UG	Te.	0.29	0.21	73.37	0.14	0.07	50.00
	OC	Te.	6.30	7.64	121.15	7.43	0.21	2.77
	Overall	Te.	3.71	3.96	106.84	3.31	0.65	19.64
<b>v)</b>	<b>Offtake of Coal</b>	M. Te.	32.00	32.25	100.79	23.13	9.13	39.45

**WASHED COAL AND WASHERY PRODUCTS PERFORMANCE**

Supply of Washed &amp; direct feed coal to the steel sector was 11.72 lakh tonnes in 2021-22 against 8.35 lakh tonnes in 2020-21. This represents a growth of (+) 40.36 % over the last year.

(In million tonnes)

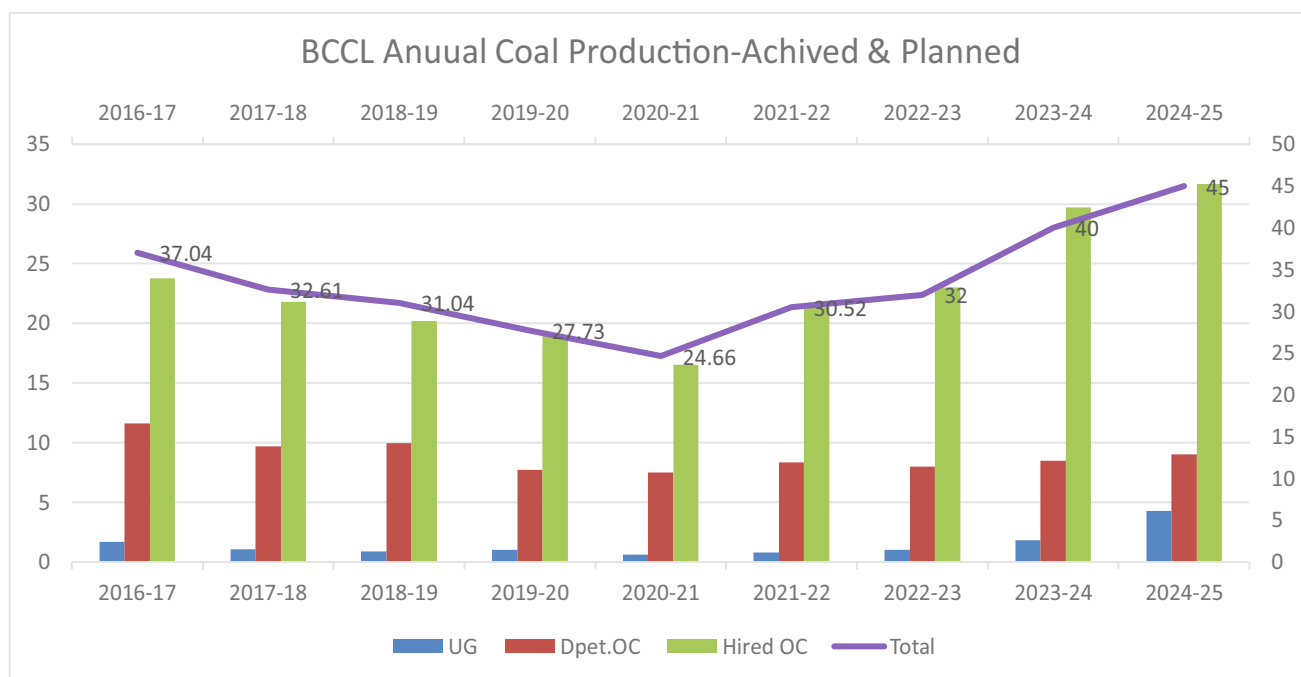
Type	2021-22		2020-21	
	Target	Actual	Target	Actual
<b>PRODUCTION</b>				
Washed Coal ( C )	0.684	0.735	0.861	0.664
Washed Power Coal	1.021	1.462	1.292	0.812
Total	1.705	2.197	2.154	1.476
<b>OFFTAKE:</b>		7.48		8.35
<b>WASHED COAL (LT)</b>	0.684	0.735	0.861	0.664

**V. OUTLOOK**
**a. PRODUCTION OUTLOOK**

- BCCL has been showing a downward trend in coal production every year since 2016-17 but the same downward trend has been arrested in 2021-22.
- Coal production declined from 37.04 MT in the year 2016-17 to 24.66 MT during 2020-21 but in 2021-22 it has achieved a production of 30.51 MT.

**PRODUCTION GROWTH ACHIEVED *VIS-À-VIS* ENVISAGED DURING 2016-17 TO 2024-25**
*(MT)*

Type	2016-17	2017-18	2018-19	2019-20	2020-21	2021-22	2022-23	2023-24	2024-25
<b>UG</b>	1.68	1.08	0.9	1.04	0.61	0.81	1.00	1.81	4.30
<b>Dept. OC</b>	11.62	9.73	9.96	7.72	7.52	8.37	8.00	8.50	9.00
<b>Hired OC</b>	23.74	21.8	20.18	18.97	16.53	21.34	23.00	29.69	31.70
<b>Total OC</b>	35.36	31.53	30.14	26.69	24.05	29.71	31.00	38.19	40.70
<b>Grand total</b>	<b>37.04</b>	<b>32.61</b>	<b>31.04</b>	<b>27.73</b>	<b>24.66</b>	<b>30.51</b>	<b>32.00</b>	<b>40.00</b>	<b>45.00</b>


**b. Marketing Outlook**
**➤ Washed Coal**

- With increased requirement of consumers under “*Atmanirbhar Bharat*” amid global supply constraint, there is need for more domestic Washed Coal for the steel consumers.

**➤ Washed Coal (Power)**

- Long-term agreement for supply of washed coal (power) with bulk consumers such as DVC, NTPC etc. at mutually agreed prices.

### ➤ Washery Rejects

- With setting up of new washeries, stacking of rejects is a huge problem and this space constraint can be mitigated to a large extent if such rejects can be sold to the power houses or other consumers at a mutually agreed price or notified price.
- Long-term agreement with distantly located consumers of Rejects with rationalized price if required.
- Joint Venture with DVC/ NTPC/ NLC for setting up Washery Reject based CPPs.

### ➤ e-AUCTION PLAN

- A monthly e-auction calendar is being followed.
- Action has been taken to ensure 100% lifting of total bid quantity in e-auctions and areas are being sensitized accordingly.
- Standard Operating Procedure (SOP) has been prepared for timely issuance of Sale Order and hassle-free lifting of coal by consumers to increase dispatches.
- With enhanced demand in the market, premium over notified price has been robust during 2021-22 in Spot e-auction.
- Conducting consumer meet in regular manner to address issues raised by the consumers.
- Meeting with Area General Managers and Area Sales Managers are being sensitized to improved supply of quality coal to FSA consumers and ensuring 100 % lifting by Road mode.
- After a long gap, MoU price for supply of Washed Coal supply to SAIL has been raised to a reasonable level while other interested consumers such RINL came forward to take washed coal at the higher bid price.
- Dispatch of washed power coal to various coal consumers such as SAIL need to be augmented as it will help liquidate the present high stock in different Washerries and this will also create more space for day to day operations.

### c. Outlook for sustainable growth

Corporate Environmental Policy of BCCL aims environment management concept of sustainable development which is achieved by concerted efforts of employees of BCCL and dedicated environment management system. With a view to achieving growth with sustainability, emphasis is being given for installation of solar power energy in the premises of the company and in that direction a number of initiatives have been taken as can be seen elsewhere in the report. Similarly, the company has been establishing state of the art 6 new washerries which are either commissioned or in different stages of completion which will go in long way in producing clean coal thereby reducing the carbon footprint.

## VI. RISKS AND CONCERNS

- Declining washery yield is a cause of concern and in order to reverse the trend action has been taken to overhaul the washery infrastructure of Moonidih and old Madhuban washereis.
- There is a risk that potential customers might be reluctant to take BCCL's WPC due to higher price of raw coking coal as compared to thermal coal of similar GCV. To counter this, action has been taken to feed the coal meant for steel.
- There is a risk that the existing manpower may resist for relocations. This is expected to be eased by incentivizing the transfers through promotion, increment, relocation benefits, change of work domain by imparting additional trainings.
- Land ownership dispute for certain portions of land due to settlement of people at BCCL's land. To resolve such issues, success of JMP will be crucial.

## VII. Diversification and Value Addition

- The company is trying to meet the demand of the steel sector through increased feed of coal at its washerries as the country cannot afford to lose its precious foreign exchange and saving of foreign exchange is in indirect way saving the precious foreign exchange and this may help the company augment its revenue earning capacity.

### Assessment of BCCL's Future Plans:

Following avenues are being explored for diversification in different areas:

- Coal Bed Methane (CBM)
- Acquisition of new coking coal blocks in other geographies
- Reject based power plants
- Land Bank Monetization
- Coal Mine Tourism
- Solar power generation

BCCL has also started working towards solar power infrastructure deployment and commercial production of CBM. The following section further explore these options.

### CBM

- CBM is basically composed of ~95% Methane and remaining amounts of slightly higher hydrocarbons, nitrogen, and carbon dioxide. Commonly referred to as Marsh Gas in mining industry, it is an inherent part of coal seams, absorbed into it, formed during the process of coalification of vegetation.
- The CBM extraction provides major benefits as:
  1. Additional revenue generation opportunity from sales of Natural gas.
  2. It is in line with the domestic governments' and international community's objective to increase share of clean fuel in the power mix and also reducing methane (a greenhouse gas) exposure to atmosphere.
  3. Extraction of in-situ methane does not affect mine-ability of the coal deposit.
  4. Due to degasification of methane in the coal deposit, additional benefits emerge for coal extraction process. It reduced the chances of fire and explosion hazard as methane has already been extracted, improving mine ventilation.

### CBM at BCCL:

The current CBM deposit identified at BCCL are situated at Moonidih, Jharia CBM Block – 1. The deposit has a reserve of 25 BCM (billion cubic meters) of the gas and BCCL is planning for a daily extraction capacity of 1.43 million standard metric cubic meters. BCCL has decided to go ahead with collaborating with a CBM developer and operator.

### Washery Rejects Utilization

Washery rejects generation and non-utilization has become challenging for BCCL. A large stockpiles of rejects are already present. Average yield of Rejects generation ranges from 30-40%. By FY 2030, BCCL will be generating rejects to the tune of 6-7 MTPA.

Proper disposal of rejects is important for environmental well-being. Rejects ground storage leads to degradation of soil and groundwater through leaching. It also poses a risk of contaminating the surroundings with trace elements like – Arsenic, Selenium, Mercury, Copper, Zinc, Nickel, Cadmium, Lead, Chromium and Boron.

Moreover, it could prove financially beneficial to BCCL if the Rejects could be used for additional revenue generation. Additional revenue can be generated via:

1. Sale of Washery Rejects in Open Market via auction
2. Utilization of Washery Rejects in FBC based power plants
3. Backfilling in UG mines – in this case, however, the presence of trace elements needs to be ascertained. It should also be covered appropriately with thick OB layer. This would help avoiding heating and risk of fire.

### Mine Tourism

Mine tourism is a relatively newer concept in India. Globally, it is prevalent in Australia, United States, Norway, Finland, Japan, Bolivia. The Ministry of Coal has started eco-tourism in mining areas under its sustainability initiatives.

Along the sustainability initiatives, BCCL may explore the mine tourism option. In addition to sustainable mine closure, this has the potential to provide additional revenue sources to BCCL. Key potential benefits to BCCL are:

- i. Additional Revenue stream uncorrelated with the coal industry economic cycle.
- ii. Avenues for employment generation: Opportunity for BCCL to deploy its excess manpower.
- iii. Asset Utilization: Housing colonies could be renovated and used as tourist accommodation for ecopark/ adventure-park.
- iv. Mine water harvesting and Water conservation opportunities Revenue.

#### **Solar Power Plant**

BCCL is currently consulting Solar Energy Corporation of India for setting up two ground mounted solar plants. First is near the Bhojudih washery. Its proposed capacity is 25 MW and will span across 109 acres. The plant will be connected with DVC grid. For this, a DVC supply point will be required at that location, and BCCL has requested DVC for setting 0.5 MW connection (basis of 0.5 MW – it is the minimum supply connection required by DVC; and the purpose is to sell extra power back to DVC from this point). The excess power generated will be adjusted against the BCCL's consumption in other areas using DVC power supply.

#### **LAND ACQUISITION – A MAJOR ISSUE**

- Production of some patches suffered due to non-availability of land in time. Some of the major patches are given below: -
  - i. AMPC (Left out Phularitand Patch –B & 4th Patch Muradih Colliery) of BaroraArea.
  - ii. New Akashkinari & Block IV Patch of Govindpur Area.
  - iii. Tetulmari & Choitudih Patch- B of Katras Area, etc.
  - iv. Damagoria OCP & Dahibari Basantimata OCP of C.V Area.
- Different entries in CS and RS Khatiyani leading to unnecessary legal hassles and delay in acquisition of land.
- Land acquired under LA Act and vested Land are not being honored by locals. Such cases are taken to judiciary leading to quite a long time for physical possession.

#### **CAPACITY BUILT-UP**

<b>CAPACITY (As on 1<sup>st</sup> April) VIS -A-VIS PRODUCTION OF BCCL</b>						
	<b>2016-17</b>	<b>2017-18</b>	<b>2018-19</b>	<b>2019-20</b>	<b>2020-21</b>	<b>2021-22</b>
<b>CAPACITY (MT)</b>	51.981	46.047	47.030	40.50	40.406	36.696
<b>PRODUCTION (MT)</b>	37.04	32.61	31.04	27.73	24.66	30.511
<b>% Cap Utilization</b>	71.26	70.82	66.00	68.40	71.77	83.265

- There has been steady decline in production capacity of BCCL.
- No substantial addition in capacity build up post 2016-17 through hired patches.
- Some of the H-HEMM patches could not come up due to land and other problems resulting in a portion of capacity being dead capacity.

**TWO PRONGED APPROACH ADOPTED FOR INCREASE IN CAPACITY OF BCCL**
**1. Short term capacity augmentation plan: enhance production in short term through small H-HEMM patches**

		<b>ANNUAL CAPACITY (MTY)</b>	<b>Pro-rata Capacity for 2022-23 (MT)</b>
HIRED HEMM	Running Patches	30.66	33.628
	Work awarded	6.666	3.382
	Already tendered	6.109	0.565
	To be tendered	5.227	5.227
	<b>SUB TOTAL</b>	<b>48.662</b>	<b>42.802</b>
DEPARTMENTAL OC (As per CMPDI)		13.47	12.85
TOTAL UG		0.976	0.8462
<b>TOTAL CAPACITY</b>		<b>63.108</b>	<b>56.498</b>

**v. INTERNAL CONTROL SYSTEMS AND THEIR ADEQUACY**

To ensure regulatory and statutory compliance as well as to provide highest level of corporate governance, BCCL has a well-established and robust internal control system and processes. A comprehensive delegation of power exists for smooth decision making. The supervision of operational efficiency is done by internal audit. The Audit committee keeps a watch on the working of the internal control system. The accounts of the company are subjected to audit by Comptroller and Auditor General of India. In line with the directives of Department of Public Enterprises (DPE), training is imparted to the newly appointed Directors of the company.

**vi. DISCUSSION ON FINANCIAL PERFORMANCE WITH RESPECT TO OPERATIONAL PERFORMANCE**
**A. Total Income:**

Total Income of the Company comprises Revenue from Operations and other Income. Major revenue of the company under above two heads of total income includes income from sale of coal, other operating revenue such as Surface Transportation Charges (STC) recovered from customers, evacuation facility charges, interest earned on term deposits with banks etc. The total income for financial year 2021-22 is ₹10,579.83 Crore against ₹6,749.57 Crore in the previous year registering a huge growth by 56.75% mainly due to increased off-take volume by 9.12 million tonne from the previous year (32.25 million tonne in FY 2021-22 against 23.13 million tonne in FY 2020-21). The analysis on major elements of incomes is discussed below:

**1. Revenue from Operations:**
**a. Sale of Coal**

Sales are presented as gross sales (in notes to accounts) and net-off various statutory levies (in Statement of Profit & Loss) comprising royalty, GST, GST Compensation cess, additional royalties relating to National Mineral Exploration Trust (NMET), District Mineral Foundation (DMF) and other levies etc.

Ind AS-115, 'Revenue from Contract with Customers' has been followed w.e.f. 01.04.2018. The income from sale of coal is mainly dependent on the pricing, production of coal and distribution thereof.

During the year, the company has reported off-take of 32.25 million tonne against 23.13 million tonne in previous year, an increase of 9.12 million tonne i.e. (+) 39.43%.

During 2020-21 BCCL faced acute shortage of fund due to less realization from FSA consumers. With increase demand from all sectors during 2021-22 and as a result thereof, a record realization of ₹15923.01Cr has been made in 2021-22. The gross sales of the company stood at ₹12867.34 crore (Realization ₹15,923.01) in 2021-22 against the previous year gross sales of ₹8521.62 crore (Realization ₹8005.91) in 2020-21. The net sales (net off all levies) for the year was ₹9,445.58 crore as against the Net sales (net off all levies) during the previous year ₹6149.81 crore.

**(b) Other Operating Revenue:**
**Loading and additional transportation charges**

Major element of other operating revenue is on account of Surface Transportation Charges (STC) collected from customers. The company has a policy to levy and collect Surface Transportation costs for transportation of coal to dispatch points under various slabs of distance and corresponding rates. The loading and transportation charges recovered (net of all levies) during the year was ₹496.78 crore against ₹304.62 crore in the previous year and due to increase in volume of dispatch.

**Evacuation Facility Charges**

Evacuation Facility Charges are levied at ₹50 per tonne as on all dispatches except dispatch through rapid loading arrangement. During the year, total revenue on account of evacuation facility charges (net of all levies) was ₹185.50 crore against ₹112.86 crore in the previous year. The increase was due to decrease in volume of dispatch.

**Other Income**

During the year other income increased by 147.95% from ₹182.28 crore in FY 2020-21 to ₹451.97 crore, an increase of ₹269.69 crore in 2021-22. The decrease was mainly owing to increase in write back of provisions/liabilities and increase in Miscellaneous Income.

**B. Expenses**

The major elements of expenses are discussed below:

**a. Employee Benefits Expense**

Employee benefit expenses constitute the largest component in the total cost, and are about 55.72% of the total cost. However, in 2020-21 in was 66.77% of the total cost. The employee benefit cost during the year ₹5,788.32 crore as against ₹5565.72 crore in previous year. Due to normal increments, increase in DA etc, the employee remuneration cost showed an increasing trend during the year.

**b. Contractual Expenses**

Contractual expenses primarily consist of transportation charges for coal, sand and other materials carried out through third party contractors, wagon loading operations, hiring charges for Heavy Earth Moving Machinery representing cost of coal extraction and overburden removal activities and other miscellaneous works such as for haul road maintenance at mines and temporary lighting etc. Contractual expenses increased by ₹485.74 crore from ₹1,476.37 crore in 2020-21 to ₹1,962.11 crore in 2021-22, i.e. 32.90%. The spike in contractual expenses was largely due to increase in cost of Hiring of Mining Equipments by ₹285.28 crore from ₹1,146.21 crore in 2020-21 to ₹1,431.49 crore in 2021-22, i.e. 24.89% and increase in cost o transportation charges by ₹134.18 crore from ₹186.14 crore in 2020-21 to ₹320.32 crore in 2021-22, i.e. 72.09%. In addition, the rise in HSD (diesel) also contributed to rise in contractual costs over previous year.

**c. Finance Costs**
**1. Borrowings:**

₹'Cr.

	31.03.2022	31.03.2021
<b>Interest Expenses</b>		
Unwinding of discount	48.60	56.30
Fund parked Within group	-	-
Fair value changes (Net)	-	-
Other Borrowing	29.15	65.39
<b>Total</b>	<b>77.75</b>	<b>121.69</b>

**d. Stripping Activity Adjustment**

As per Significant Account Policies (Refer 2.19) on Stripping Activity Expense/Adjustment is to be calculated for mines with rated capacity of one million tonnes and above per annum. Cost of Stripping is charged on technically evaluated average stripping ratio (OB: COAL) at each mine with due adjustment for stripping activity asset and ratio-variance account after the mines are brought to revenue. Presently such adjustment is being done in five mines as under:

	Standard Stripping Ratio	Current Stripping Ratio	31.03.2022		31.03.2021	
			Coal (LT)	OBR (LCuM)	Coal (LT)	OBR (LCuM)
Muraidih OCP, Barora Area	1.27	1.26	14.36	18.07	13.42	15.58
AKWMC, Katras Area	2.44	2.08	41.95	87.12	31.29	77.14
Goluckdih/Kuya OCP, Bastacola Area	2.19	3.94	25.94	102.25	18.01	77.64
Dahibari Basantimata OCP, CV Area	3.35	2.71	7.82	21.22	8.27	20.76
NT-ST Jeenagora Project, Lodna Area	3.11	2.89	38.15	110.38	22.81	119.34
Total			128.22	339.04	93.8	310.46

**e. Other Expenses**

During the year other expenses increased by ₹128.23 (17.42% ) from ₹ 736.13 crore in FY 2020-21 to ₹864.36 crore in FY 2021-22, mainly due to increase in expenses on Rates & Taxes (from ₹ 183.92 crore in FY 2020-21 to ₹248.76 crore in FY 2021-22) & increase in Under/Over loading charges (from ₹ 31.18 crore in FY 2020-21 to ₹71.62 crore in FY 2021-22).

**f. CASH FLOWS (Summarized)**

( ₹' Crores)

Particulars	For the year ended 31 <sup>st</sup> March	
	2022	2021
Opening Cash & Cash equivalents	48.67	(548.77)
Net cash flow from operating activities	3,302.72	(2,302.54)
Net cash flow from investing activities	(584.56)	969.59
Net cash flow from financing activities	(2,149.50)	1,930.39
<b>Change ( net increase/ decrease) in Cash &amp; Cash equivalents</b>	<b>568.66</b>	<b>597.44</b>

**VII. MATERIAL DEVELOPMENTS IN HUMAN RESOURCES, INDUSTRIAL RELATIONS FRONT, INCLUDING NUMBER OF PEOPLE EMPLOYED**

This has been covered in the main report

**VII. ENVIRONMENTAL PROTECTION AND CONSERVATION, TECHNOLOGICAL CONSERVATION, RENEWABLE ENERGY DEVELOPMENTS, FOREIGN EXCHANGE CONSERVATION.**

This has been covered in the main report

**IX. CORPORATE SOCIAL RESPONSIBILITY**

A separate annexure has been there towards the CSR.

## ANNEXURE - V

# BHARAT COKING COAL LIMITED

( A Subsidiary of Coal India Limited )

Dhanbad - 826005 (JHARKHAND).

CIN No. U10101972GOI000918



## CEO AND CFO CERTIFICATION

To

**The Board of Directors**

**BCCL, Dhanbad.**

The Financial Statements of BCCL for the 4th Quarter/Year ended 31st March, 2022 are placed herewith before the Board of Directors for their consideration and adoption.

Based on the certifications by General Managers and Area Finance Managers of respective Areas/Units regarding their Audited Financial Statements for the 4th Quarter/Year ended 31st March, 2022, I, Samiran Dutta, Chairman-cum-Managing Director & CEO and Director (Finance) & CFO, BCCL, responsible for the finance function certify that:

- a. We have reviewed the Financial Statements of the Company for the 4th Quarter/Year ended 31st March, 2022 and that to the best of our knowledge and belief:
  - i. These statements do not contain any materially untrue statement or omit any material fact or contain statements that might be misleading;
  - ii. These statements together present a true and fair view of the company's affairs and are in compliance with existing accounting standards, applicable laws and regulations.
- b. To the best of our knowledge and belief, no transactions entered into by the company during the 4th Quarter/Year ended 31st March, 2022 are fraudulent, illegal or violative of the company's code of conduct.
- c. We accept responsibility for establishing and maintaining internal controls for financial reporting and we have evaluated the effectiveness of internal control systems of the company pertaining to financial reporting and we have disclosed to the auditors and the Audit Committee, deficiencies in the design or operation of such internal controls, if any, of which they are aware and the steps they have taken or propose to take to rectify these deficiencies.
- d. We have indicated to the auditors and the Audit Committee that:
  - i. There has not been any significant changes in internal control over financial reporting during the period under reference;
  - ii. There has not been any significant change in accounting policies during the period except as modified/re-phrased in section 2.11 Intangible Assets, 2.17 Employee Benefits and 2.24.2 Estimates and Assumptions. However, there is no financial impact of the aforesaid change ;
  - iii. We have not become aware of any instance of significant fraud with involvement therein of the management or an employee having a significant role in the company's internal control system over financial reporting except as follows:
    - a. Alleged irregularities in Budget Certification by Area Finance Manager, Govindpur Area BCCL in the month of March 2019. Amount involved in the case is not specific. Vigilance case no. CA/01/2021, DI is under progress.
    - b. Alleged irregularities detected in payment of bills in transportation contracts of CK siding Bastacolla Area. Amount involved in the case is not specific. Vigilance angle detected and investigation is under process.

**Director (Finance)  
& CFO BCCL**

**Chairman-cum-Managing Director  
& CEO BCCL**

**Place: Dhanbad**

**Date: 06.05.2022**

## ANNEXURE - VI

### INDEPENDENT AUDITOR'S REPORT TO THE MEMBERS OF BHARAT COKING COAL LIMITED

INDEPENDENT AUDITOR'S REPORT	MANAGEMENT'S COMMENT
<p><b>TO THE MEMBERS OF BHARAT COKING COAL LIMITED</b></p> <p><b>Report On The Standalone Financial Statements</b></p> <p><b>Opinion</b></p> <p>We have audited the accompanying Standalone financial statements of <b>BHARAT COKING COAL LIMITED</b> ("the Company"), which comprise the Balance Sheet as at 31st March, 2022, the Statement of Profit and Loss (Including other comprehensive income), the Statement of Changes in Equity and the Statement of Cash Flows for the year then ended on that date, and a summary of the significant accounting policies and other explanatory information (hereinafter referred to as "Standalone financial statements"), in which are included the returns for the year ended on that date audited by the area / units auditors of the Company's 17 (seventeen) area / units comprising (1) Barora Area; (2) Block-II Area; (3) Govindpur Area; (4) Katras Area; (5) Sijua Area; (6) Kusunda Area; (7) P B Area; (8) Bastacolla Area; (9) Lodna Area (incl. Lodna Washery); (10) Eastern Jharia Area; (11) C V Area; (12) Dahibari Washery; (13) Western Jharia Area; (14) Washery Division; (15) Madhuban Coal Washery; (16) Mines Rescue Station and (17) Bhuli Township Area.</p> <p>In our opinion and to the best of our information and according to the explanations given to us, the aforesaid financial statements give the information required by the Companies Act, 2013 ("the Act") in the mannerso required and give a true and fair view in conformity with the Indian Accounting Standards prescribed under section 133 of the Act read with the Companies (Indian Accounting Standards) Rules, 2015, as amended, ("Ind AS") and other accounting principles generally accepted in India, of the state of affairs of the Company as at 31st March, 2022, the loss and total comprehensive income, changes in equity and its cash flows for the year ended on that date.</p> <p><b>Basis for Opinion</b></p> <p>We conducted our audit of the financial statements in accordance with theStandards on Auditing (SAs) specified under section 143(10) of the Companies Act, 2013. Our responsibilities under those Standards are further described in the Auditor's Responsibilities for the Audit of the Financial Statements section of our report. We are independent of the Company in accordance with the Code of Ethics issued by the Institute of Chartered Accountants of India (ICAI) together with the ethical requirements that are relevant to our audit of the financial statements under the provisions of the Companies Act, 2013 and the Rules made thereunder, and we have fulfilled our other ethical responsibilities in accordance with these requirements and the ICAI's Code of Ethics. We believe that the audit evidence we have obtained is sufficient and appropriate to provide a basis for our audit opinion on the financial statements.</p> <p><b>Emphasis of Matters</b></p> <p><b>We draw attention to the following: -</b></p> <p>a) Pending confirmation/ reconciliation of certain balances under Trade Receivables and Trade Payable, the consequential impact thereof, if any in accounts are not ascertainable.</p>	<p>Letters seeking confirmation of balances regarding Trade Payables had been issued. Reconciliation of Trade Receivables takes place continuously. Efforts have been taken to expedite the pending reconciliation.</p>

INDEPENDENT AUDITOR'S REPORT		MANAGEMENT'S COMMENT
<p>b) Note no 10.1 &amp; 11.1 (additional note 1 of Note 10 &amp; 11) to the financial statements, which says that there is no booking under "Progressive Mine Closure Expenses incurred" (Receivable shown under Other Current / Non-Current Assets) for FY 2021-22 and FY 2020-21. The consequential impact, if any, for non-accounting of the same on the financial statements are not ascertainable.</p> <p>c) Note no 6.2 (additional note) to the financial statements states that the Company has migrated to SAP, an ERP application software, from its legacy system Coal-Net to process all its accounting transactions with effect from 1st August, 2021. Pending Migration Audit, impact if any, on the financial statements are unascertainable.</p> <p>Our opinion is not modified in respect of the above matters</p>		<p>The management had given an assurance to the CA&amp;G Audit Team that the accounting impact of difference arising out of booked amount and revised activity wise cost will be considered after revision of all Mine Closure Plans as per revised guidelines for preparation of MCPs issued in Dec 2019. Further, on account of conservative view, there is no booking under receivable against progressive mine closure expenses incurred.</p> <p>This has been explained in Note No. 6.2 Intangible Assets-under development. Hence, no further comments.</p>
<p><b>Key Audit Matters</b></p> <p>Key audit matters are those matters that, in our professional judgment, were of most significance in our audit of the financial statements of the current period. These matters were addressed in the context of our audit of the financial statements as a whole, and in forming our opinion thereon, and we do not provide a separate opinion on these matters. We have determined the matters described below to be the key audit matters to be communicated in our report.</p>		
Srl No.	Key Audit Matter	Auditor's Response
1	<p><b>Stripping Activity Expense/ Adjustment</b></p> <p>In case of opencast mining, the mine waste materials ("overburden") which consists of soil and rock on the top of coal seam is required to be removed to get access to the coal and its extraction. This waste removal activity is known as 'Stripping'. In opencast mines, the company has to incur such expenses over the life of the mine (as technically estimated).</p> <p>Therefore, as a policy, in the mines with rated capacity of one million tonnes per annum and above, cost of Stripping is charged on technically evaluated average stripping ratio (OB: COAL) at each mine with due adjustment for stripping activity asset and ratio-variance account after the mines are brought to revenue.</p> <p>Net of balances of stripping activity asset and ratio variance at the Balance Sheet date is shown as Stripping Activity Adjustment under the head Non - Current Provisions / Other Non-Current Assets as the case may be</p> <p>The reported quantity of overburdenas per record is considered in calculating the ratio for OBR accounting where the variance between reported quantity and measured quantity is within the permissible limits. However, where the variance is beyond the permissible limits as above, the measured quantity is considered.</p> <p>Refer Statement of Profit &amp; Loss and Note 10 to the Standalone Financial Statements.</p>	<p><b>Principal Audit Procedures:</b></p> <p>We performed the following substantive procedures:</p> <ul style="list-style-type: none"> <li>• Obtained working data of Stripping Adjustment and checked that the total expense incurred during the year is allocated between Coal production and Overburden. Ensured about accuracy and completeness of expenses considered in calculation of ratio.</li> <li>• Checked that the ratio variance is calculated on the basis of amount allocated to overburden and OB quantity extracted during the year correctly.</li> <li>• Performed analytical procedures and test of detailsfor reasonableness of expenses considered stripping activity adjustment calculation.</li> <li>• Checked that the accounting policy applied and management's judgments used for Stripping Activity Adjustment are appropriate.</li> </ul> <p>Based on the procedures performed, we have satisfied ourselves regarding stripping activity expenses/ adjustments.</p>

INDEPENDENT AUDITOR'S REPORT		MANAGEMENT'S COMMENT
Srl No.	Key Audit Matter	Auditor's Response
2	<p><b>Revenue from Contracts with Customers</b></p> <p>The application of the Revenue accounting standard involves certain key judgements relating to identification of distinct performance obligations, determination of transaction price of the identified performance obligations, the appropriateness of the basis used to measure revenue recognised during the year.</p> <p>Refer Note 38.15.(i) to the Standalone Financial Statements.</p>	<p><b>Principal Audit Procedures:</b> Our audit procedures include:</p> <ul style="list-style-type: none"> <li>• Evaluated the design, the processes and internal controls relating to revenue accounting standard;</li> <li>• Evaluated the detailed analysis performed by management on revenue streams by selecting samples for the existing contracts with customers and considered revenue recognition policy in the current period in respect of those revenue streams</li> <li>• Evaluated the appropriateness of the disclosures provided under the revenue standard and assessed the completeness and mathematical accuracy of the relevant disclosures.</li> </ul> <p>We found that the management's estimations and judgments in the recognition of income is reasonable based on the available evidences.</p>
3	<p><b>Evaluation of uncertain tax positions</b></p> <p>The Company has material uncertain tax positions including matters under dispute which involves significant judgment to determine the possible outcome of these disputes.</p> <p>Refer Notes 38.4.(a) to the Standalone Financial Statements.</p>	<p><b>Principal Audit Procedures:</b> <b>Our audit procedures include:</b></p> <ul style="list-style-type: none"> <li>• Evaluated the design and implementation of controls in respect of provision for current tax and the recognition and recoverability of deferred tax assets.</li> <li>• Considered management's assessment of the validity and adequacy of provisions for uncertain tax positions, evaluating the basis of assessments and reviewing relevant correspondence and legal advice where available including any information regarding similar cases with the relevant tax authority.</li> <li>• Assessed the appropriateness of management's assumptions and estimates including the likelihood of generating sufficient future taxable income to support deferred tax assets.</li> </ul> <p>Based on the procedure performed above, we obtained sufficient audit evidence to corroborate management's estimates regarding current and deferred tax balances and provision for uncertain tax positions.</p>
4	<p><b>Valuation of defined benefits obligation for employees</b></p> <p>Accounting for defined benefit plans is based on actuarial assumptions which require measuring the obligation, evaluating the planed assets and calculating the corresponding actuarial gain or loss. All future cash flows discounted to present value for arriving at the obligation. Significant estimates including the discount rates, the inflation rates, and the mortality rate are made in valuing the company's defined benefits obligations.</p>	<p><b>Principal Audit Procedures:</b> <b>Our audit procedures include:</b></p> <ul style="list-style-type: none"> <li>• Evaluated the key assumptions applied (discount rates, inflation rate, mortality rate) as per the Guidance Note applicable.</li> <li>• Assessed the competence, independence, and integrity of the company's actuarial expert.</li> <li>• The controls over the review and approval of actuarial assumptions, the completeness and accuracy of data provided to external actuary, and the reconciliation to data used in expert's calculation were tested.</li> </ul>

INDEPENDENT AUDITOR'S REPORT		MANAGEMENT'S COMMENT
Srl No.	Key Audit Matter	Auditor's Response
	<p>The company engages external actuarial specialist to assist them in selecting appropriate assumptions and calculate the obligations. The effect of these matters is a part of the risk assessment and valuation of the defined benefit obligations has a high degree of estimation as it is based on assumptions.</p> <p>Refer Notes 38.3 to the Standalone Financial Statements.</p>	<ul style="list-style-type: none"> <li>• Discussed with the Management about the liability accrued due to defined benefit plan and to understand the business and assessed if there was any inconsistency in the assumptions.</li> <li>• Adequacy of the company disclosure as per Ind AS 19 in the notes is verified</li> </ul> <p>Based on the audit procedures involved, we observed that the assumptions made by the management in relation to the valuation were supported by available evidence.</p>
<p><b>Information Other than the Financial Statements and Auditor's Report Thereon</b></p> <p>The Company's Board of Directors is responsible for the preparation of the other information. The other information comprises the information included in the Director's Report including Annexures to Director's Report, CSR Report, R&amp;D and Report on Corporate Governance and Management Discussion and Analysis Report, but does not include the financial statements and our auditor's report thereon. The Director's Report including Annexures to Director's Report, CSR Report, R&amp;D and Report on Corporate Governance and Management Discussion and Analysis Report, is not made available to us till the date of this report and is expected to be made available to us after the date of this Audit Report.</p> <p>Our opinion on the financial statements does not cover the other information and we do not express any form of assurance conclusion thereon.</p> <p>In connection with our audit of the financial statements, our responsibility is to read the other information identified above when it becomes available and, in doing so, consider whether the other information is materially inconsistent with the financial statements or our knowledge obtained during the course of our audit or otherwise appears to be materially misstated.</p> <p>When we are provided and we read the Director's Report including Annexures to Director's Report, CSR Report, R&amp;D and Report on Corporate Governance and Management Discussion and Analysis Report, if we conclude that there is a material misstatement therein, we are required to communicate the matter to those charged with governance and describe actions applicable in the applicable laws and regulations.</p>		
<p><b>Management's Responsibility for the Financial Statements</b></p> <p>The Company's Board of Directors is responsible for the matters stated in section 134(5) of the Companies Act, 2013 ("the Act") with respect to the preparation of these financial statements that give a true and fair view of the financial position, financial performance, total comprehensive income, changes in equity and cash flows of the Company in accordance with the Ind AS and other accounting principles generally accepted in India, including the accounting Standards specified under section 133 of the Act. This responsibility also includes maintenance of adequate accounting records in accordance with the provisions of the Act for safeguarding of the assets of the Company and for preventing and detecting frauds and other irregularities; selection and application of appropriate accounting policies; making judgments and estimates that are reasonable and prudent; and design, implementation and maintenance of adequate internal financial controls, that were operating effectively for ensuring the accuracy and completeness of the accounting records, relevant to the preparation and presentation of the financial statement that give a true and fair view and are free from material misstatement, whether due to fraud or error.</p>		

INDEPENDENT AUDITOR'S REPORT	MANAGEMENT'S COMMENT
<p>In preparing the financial statements, management is responsible for assessing the Company's ability to continue as a going concern, disclosing, as applicable, matters related to going concern and using the going concern basis of accounting unless management either intends to liquidate the Company or to cease operations, or has no realistic alternative but to do so.</p> <p>The Board of Directors are also responsible for overseeing the company's financial reporting process.</p>	
<p><b>Auditor's Responsibility for the Audit of the Financial Statements</b></p> <p>Our objectives are to obtain reasonable assurance about whether the financial statements as a whole are free from material misstatement, whether due to fraud or error, and to issue an auditor's report that includes our opinion. Reasonable assurance is a high level of assurance, but is not a guarantee that an audit conducted in accordance with SAs will always detect a material misstatement when it exists. Misstatements can arise from fraud or error and are considered material if, individually or in the aggregate, they could reasonably be expected to influence the economic decisions of users taken on the basis of these financial statements.</p> <p>As part of an audit in accordance with SAs, we exercise professional judgment and maintain professional skepticism throughout the audit. We also:</p> <ul style="list-style-type: none"> <li>• Identify and assess the risks of material misstatement of the financial statements, whether due to fraud or error, design and perform audit procedures responsive to those risks, and obtain audit evidence that is sufficient and appropriate to provide a basis for our opinion. The risk of not detecting a material misstatement resulting from fraud is higher than for one resulting from error, as fraud may involve collusion, forgery, intentional omissions, misrepresentations, or the override of internal control.</li> <li>• Obtain an understanding of internal financial controls relevant to the audit in order to design audit procedures that are appropriate in the circumstances. Under section 143(3) (i) of the Act, we are also responsible for expressing our opinion on whether the Company has adequate internal financial controls system in place and the operating effectiveness of such controls.</li> <li>• Evaluate the appropriateness of accounting policies used and the reasonableness of accounting estimates and related disclosures made by management.</li> <li>• Conclude on the appropriateness of management's use of the going concern basis of accounting and, based on the audit evidence obtained, whether a material uncertainty exists related to events or conditions that may cast significant doubt on the Company's ability to continue as a going concern. If we conclude that a material uncertainty exists, we are required to draw attention in our auditor's report to the related disclosures in the financial statements or, if such disclosures are inadequate, to modify our opinion. Our conclusions are based on the audit evidence obtained up to the date of our auditor's report. However, future events or conditions may cause the Company to cease to continue as a going concern.</li> <li>• Evaluate the overall presentation, structure and content of the financial statements, including the disclosures, and whether the financial statements represent the underlying transactions and events in a manner that achieves fair presentation.</li> </ul> <p>Materiality is the magnitude of misstatements in the financial statements that, individually or in aggregate, makes it probable that the economic decisions of a reasonably knowledgeable user of the financial statements may be influenced. We consider quantitative materiality and qualitative factors in (i) planning the scope of our audit work and in evaluating the results of our work; and (ii) to evaluate the effect of any identified misstatements in the financial statements.</p> <p>We communicate with those charged with governance regarding, among other matters, the planned scope and timing of the audit and significant audit findings, including any significant deficiencies in internal control that we identify during our audit.</p> <p>We also provide those charged with governance with a statement that we have complied with relevant ethical requirements regarding independence, and to communicate with them all relationships and other matters that may reasonably be thought to bear on our independence, and where applicable, related safeguards.</p> <p>From the matters communicated with those charged with governance, we determine those matters that were of most significance in the audit of the financial statements of the current period and are therefore the key audit matters. We describe these matters in our auditor's report unless law or regulation precludes public disclosure about the matter or when, in extremely rare circumstances, we determine that a matter should not be communicated in our report because the adverse consequences of doing so would reasonably be expected to outweigh the public interest benefits of such communication.</p>	

INDEPENDENT AUDITOR'S REPORT	MANAGEMENT'S COMMENT
<p><b>Other Matters</b></p> <ul style="list-style-type: none"> <li>We did not audit the Standalone financial statements/information of 17 area/units included in the financial statements of the Company whose financial statements / financial information reflect total assets of ₹ 4,718.77 crores as at 31st March, 2022 and total income of ₹ 10,312.56 crores for the year ended on that date, as considered in the financial statements. The financial statements/information of these area / unit have been audited by the area / unit auditors whose reports have been furnished to us, and our opinion in so far as it relates to the amounts and disclosures included in respect of these area / units, is based solely on the report of such area / unit auditors.</li> </ul> <p>Our opinion is not modified in respect of these matters.</p>	
<p><b>Report on Other Legal and Regulatory Requirements</b></p> <ol style="list-style-type: none"> <li>As required under section 143(5) of the Companies Act, 2013, we give in the <b>Annexure -I</b>, a statement on the Directions and the Additional directions issued by the Comptroller and Auditor General of India after complying with the Suggested methodology of Audit, the action taken thereon and its impact on the accounts and Standalone financial statements of the Company. This statement has been prepared incorporating the comments of the Area / Unit Auditors of the Company mentioned in their Auditors' Reports.</li> <li>As required by the Companies (Auditor's Report) Order, 2020 ("the Order"), as amended, issued by the Central Government of India in terms of sub-section (11) of section 143 of the Companies Act, 2013, we give in the <b>Annexure - II</b> a statement on the matters specified in paragraphs 3 and 4 of the Order to the extent applicable for the year under audit.</li> <li>As required by Section 143 (3) of the Act, based on our audit we report that: <ol style="list-style-type: none"> <li>We have sought and obtained all the information and explanations which to the best of our knowledge and belief were necessary for the purposes of our audit.</li> <li>In our opinion, proper books of account as required by law have been kept by the Company so far as it appears from our examination of those books and proper returns adequate for the purposes of our audit have been received from the area / units not visited by us.</li> <li>The reports on the accounts of the area / units of the Company audited under Section 143 (8) of the Act by area / unit auditors have been sent to us and have been properly dealt with by us in preparing this report.</li> <li>The Balance Sheet, the Statement of Profit and Loss including Other Comprehensive Income, Statement of Changes in Equity and the Statement of Cash Flow dealt with by this Report are in agreement with the relevant books of account and with the returns received from the area / units not visited by us.</li> <li>In our opinion, the aforesaid financial statements comply with the Indian Accounting Standards specified under Section 133 of the Act, read with Rule 7 of the Companies (Accounts) Rules, 2014.</li> <li>On the basis of the written representations received from the directors as on 31st March, 2021 taken on record by the Board of Directors, none of the directors is disqualified as on 31st March, 2021 from being appointed as a director in terms of Section 164 (2) of the Act.</li> <li>With respect to the adequacy of the internal financial controls over financial reporting of the Company and the operating effectiveness of such controls, refer to our separate Report in "<b>Annexure III</b>". Our report expresses an unmodified opinion on the adequacy and operating effectiveness of the Company's internal financial controls over financial reporting.</li> <li>With respect to the other matters to be included in the Auditor's Report in accordance with Rule 11 of the Companies (Audit and Auditors) Rules, 2014, as amended, in our opinion and to the best of our information and according to the explanations given to us: <ol style="list-style-type: none"> <li>The Company has disclosed the impact of pending litigations on its financial position in its Standalone financial statements – Refer Note 38.4.(a) to the Standalone financial statements;</li> <li>The Company did not have any long-term contracts including derivative contracts for which there were any material foreseeable losses – Refer Note 38.4.(e).ii to the Standalone financial statements</li> <li>There were no amounts which were required to be transferred to the Investor Education and Protection Fund by the Company.</li> </ol> </li> </ol> </li> </ol>	

INDEPENDENT AUDITOR'S REPORT	MANAGEMENT'S COMMENT
<p>iv. (a) The management has represented that, to the best of it's knowledge and belief, other than as disclosed in the notes to the accounts, no funds have been advanced or loaned or invested (either from borrowed funds or share premium or any other sources or kind of funds) by the Company to or in any other person(s) or entity(ies), including foreign entities ("Intermediaries"), with the understanding , whether recorded in writing or otherwise, that the Intermediary shall, whether, directly or indirectly lend or invest in other persons or entities identified in any manner whatsoever by or on behalf of the Company ("Ultimate Beneficiaries") or provide any guarantee, security or the like on behalf of the ultimate beneficiaries;</p> <p>(b) The management has represented, that, to the best of it's knowledge and belief, other than as disclosed in the notes to the accounts, no funds have been received by the company from any person(s) or entity(ies), including foreign entities ("Funding Parties"), with the understanding, whether recorded in writing or otherwise, that the Company shall, whether directly or indirectly, lend or invest in other persons or entities identified in any manner whatsoever by or on behalf of the Funding Party ("Ultimate Beneficiaries") or provide any guarantee, security or the like on behalf of the Ultimate Beneficiaries; and</p> <p>(c) Based on such audit procedures we have considered reasonable and appropriate in the circumstances; nothing has come to our notice that has caused us to believe that the representations under sub-clause (a) and (b) contain any material misstatement.</p> <p>v. No dividend is declared or paid by the Company during the year and hence compliance with section 123 of the Companies Act, 2013 is not applicable to the Company.</p>	

**For N.C BANERJEE & CO,**  
Chartered Accountants  
Firm Regn. No: 302081E

**(CA Arvind Kumar)**  
Partner  
Membership No. 402203  
UDIN: 22402203AINXPQ2539

Date: 06.05.2022  
Place: Dhanbad

**For Bharat Coking Coal Ltd**

**Samiran Dutta**  
Chairman cum Managing Director & CEO  
Director (Finance) & CFO (Addl. Charge)  
DIN 08519303

Date: 06.05.2022  
Place: Dhanbad

**ANNEXURE – I TO THE INDEPENDENT AUDITORS' REPORT.**

**[Referred To In Paragraph 1 Of “report On Other Legal And Regulatory Requirements” Of Our Audit Report On The Statement Of Directions & Additional Directions Under Section 143(5) Of Companies Act, 2013 Issued By Comptroller & Auditor General Of India For The Year 2020-2021 As Reported In The Auditor's Report Of The Company.]**

**Annexure- A : Directions Under Section 143 (5) Of The Companies Act 2013**

<b>Particulars</b>	<b>Auditor's Observation</b>	<b>Action taken and Impact on Financial Statements</b>
1) Whether the company has system in place to process all the accounting transactions through IT system? If yes, the implications of processing of accounting transaction outside IT system on the integrity of the accounts along with the financial implications, if any, may be stated.	Yes, the Company has migrated to SAP, an ERP application software, from its legacy system Coal-Net to process all its accounting transactions with effect from 1st August, 2021. As per the information and explanations provided to us by the management, this application covers mostly all the functionalities to run the business process smoothly and efficiently to fulfill the intense requirement of the Company. The migration of different functionalities is taking place in a phased manner.  The financial implications, if any, are unascertainable, as Migration Audit has not yet been conducted by the Company.	The Company has been migrated to SAP with effect from 1st August, 2021 in phases.  With complete integration of various modules under SAP, total processing of accounting transaction will be under IT system.  However, due care has been taken, as per existing and new migrated system, to account all transactions, and therefore there is no financial impact as ascertainable.
2) Whether there is any restructuring of an existing loan or cases of waiver/write off of debts/loans/ interest etc. made by a lender to the company due to the company's inability to repay the loan? If yes, the financial impact may be stated.	No such cases of restructuring of an existing loan or cases of waiver / write off of debts / Loans / interest etc are observed during the Financial Year 2021-22.	There is no financial impact other than disclosed in the Financial Statements.
3) Whether funds received/receivable for specific schemes from Central/State agencies were properly accounted for/ utilized as per its term and conditions? List the cases of deviation.	During the year 2020-21 the company has not received funds for specific schemes from Central/State agencies.  However, fund received in earlier years for specific schemes from Ministry of Coal (MOC) through CIL were properly utilized as per its term and conditions.	There is no impact on the Financial Statements.

**For N.C BANERJEE & CO,**  
Chartered Accountants  
Firm Regn. No: 302081E

**(CA Arvind Kumar)**  
Partner  
Membership No. 402203  
UDIN: 22402203AINXPQ2539

Date: 06.05.2022  
Place: Dhanbad

**For Bharat Coking Coal Ltd**

**Samiran Dutta**  
Chairman cum Managing Director & CEO  
Director (Finance) & CFO (Addl. Charge)  
DIN 08519303

Date: 06.05.2022  
Place: Dhanbad

**Annexure – B : Additional Directions under section 143 (5) of the Companies Act 2013**

Particulars	Auditor's Observation	Action taken and Impact on Financial Statements
1) Whether the coal stock measurement was done keeping in view the contour map. Whether physical stock measurement reports are accompanied by contour map in all cases? Whether approval of the competent authority was obtained for new heap, if any, created during the year.	As per explanation and information given to us, the coal stock measurements of the heaps are being done as per the contour plan of the heap. Coal Stock dumps are being created by the collieries at prefix locations for which contour plans are prepared and approved by competent authority in advance, i.e. prior to starting dumping of coal. However, in some of the cases, small stocks whose geometrical shape are cumbersome and not fit for measurement using contour plan / level section, are being measured by conventional method, even if such stocks are having contour plans. The stock measurement reports are accompanied by contour plans. For the washeries the stocks of slurry, rejects and middling were building up since inception of the washery, i.e. prior to take over by BCCL. The heaps, particularly of reject, slurry, middling etc. are huge in shape and size. All these heaps are not having contour plans, as such being measured by conventional method.  As per explanation and information given to us, new heaps created during the year are having approval of competent authority.	There is no impact on the Financial Statements.
2) Whether the company conducted physical verification exercise of assets and properties at the time of merger/ split/restructure of an Area? If so, whether the concerned subsidiary has followed the requisite procedure?	As per explanation and information given to us, there are no cases of merger / split / restructure of any Area of BCCL during the Financial Year 2021-22	There is no impact on the Financial Statements.
3) Whether separate Escrow Accounts for each mine has been maintained in CIL and its subsidiary companies. Also examine the utilization of the fund of the account.	Yes, separate Mine-wise Escrow account against each Mine Closure Plan is maintained with Bank of Baroda and Union Bank of India according to guidelines issued by Ministry of Coal. During the current financial year, an amount of ₹ 7.47 crore has been withdrawn from the escrow account after third party audit conducted by IEST, Shibpur and adjusted with "Progressive Mine Closure Expenses incurred" account (lying under Other Current Assets), created out of the expenditure incurred for Progressive Mines Closure on year-on-year basis.	There is no impact on the Financial Statements.
4) Whether the impact of penalty for illegal mining as imposed by the Hon'ble Supreme Court has been duly considered and accounted for?	Demand notices amounting to ₹17344.46 crore have been issued in respect of 47 Projects/Mines/Collieries of the Company by State Government in pursuance of the judgement dated 02.08.2017 of Hon'ble Supreme Court of India vide W.P. (C) No. 114 of 2014 in Common Cause vs. Union of India &Ors.  The execution of the above demand notices is stayed in exercise of the power under rule 55(5) of Mineral Concession Rules, 1960 read with Sec 30 of the MMDR Act, till further order. Accordingly, the above amount has been shown as Contingent Liability with suitable disclosure vide note No. 38.4.(a).ii.	There is no impact on the Financial Statements.

**For N.C BANERJEE & CO,**

Chartered Accountants  
Firm Regn. No: 302081E

**(CA Arvind Kumar)**

Partner  
Membership No. 402203  
UDIN: 22402203AINXPQ2539

Date: 06.05.2022

Place: Dhanbad

**For Bharat Coking Coal Ltd**

**Samiran Dutta**

Chairman cum Managing Director & CEO  
Director (Finance) & CFO (Addl. Charge)

DIN 08519303  
Date: 06.05.2022  
Place: Dhanbad

**ANNEXURE – II TO THE INDEPENDENT AUDITORS' REPORT TO THE MEMBERS OF THE BHARAT COKING COAL LIMITED  
DHANBAD ON THE STANDALONE FINANCIAL STATEMENTS FOR THE YEAR ENDED 31ST MARCH, 2021.,**

[Referred to in Paragraph 2 of "Report on Other Legal and Regulatory requirements" of our Audit Report]

<b>Auditor's Report</b>						<b>Management's Comment</b>
<p>On the basis of such checks as we considered appropriate and according to the information and explanation given to us during the course of our audit, we report that:</p> <p>(I) In respect of Property, Plant and Equipment:</p> <p>(a) (A) The company is maintaining proper records showing full particulars, including quantitative details and situation of Property, Plant and Equipment;</p> <p>(B) The company is maintaining proper records showing full particulars of intangible assets;</p> <p>(b) The company has physically verified Property, Plant and Equipment at reasonable intervals; and no material discrepancies were noticed on such verification</p> <p>(c) The title deeds of all the immovable properties (other than properties where the company is the lessee and the lease agreements are duly executed in favour of the lessee) disclosed in the financial statements are tabulated below:-</p>						Statement of facts.
Description of property	Gross carrying value (₹'crore)	Held in name of	Whether promoter, director or their relative or employee	Period held – indicate range, where appropriate	Reason for not being held in name of company	
Freehold Land	115.35	Only in case of Directly purchased by company (1132.37 Ha)	Not Applicable	Different Dates	<p>1. Out of the total (freehold &amp; other land) of 17276.79 Ha in the possession of BCCL, 16120.11 Ha land constitutes free hold land and 1156.68 Ha other land.</p> <p>2. 14987.74 Ha of freehold land acquired on Nationalization of Coal Mines as well as taking over of Coal Mines Labour Welfare Organization including Central Hospital and four other Hospitals, Mines Rescue Stations of Govt. of India, four Washeries of SAIL, erstwhile Coal Board and Central Jharia Projects have been transferred to the Company by the Govt. of India. The question of mutation of land acquired under Coal Mines (Nationalization) Act 1972 as well as Coal Bearing Areas (Acquisition &amp; Development) Act 1957, does not arise in law, as its right, title and interest remains vested absolutely in the Central Government, which is, on transfer, exercised by BCCL, a Government Company.</p> <p>3. All other title deeds for land acquired are in possession and are mutated in favour of company except in few cases of freehold lands, where same is under progress pending legal formalities.</p>	
Other Land	27.71	Not Applicable	Not Applicable	Not Applicable	<p>1156.68 Ha land is in the category of other land which were acquired in pursuance to Coal Mines (Nationalisation) Act 1973, under Coal Bearing Areas (Acquisition and Development) Act, 1957 and Land Acquisition Act, 1894 that does not require title deeds separately for corresponding land.</p> <p>3.98 Ha of Railway land at Loyabad station is taken on lease for a period of 35 years from March 2022.</p>	

**Auditor's Report****Management's  
Comment**

(d) The company has not revalued its Property, Plant and Equipment (including Right of Use assets) or intangible assets or both during the year ended 31st March 2022.

(e) No proceedings have been initiated or are pending against the company for holding any benami property under the Benami Transactions (Prohibition) Act, 1988 (45 of 1988) and rules made thereunder.

ii (a) The company has physically verified inventory at reasonable intervals. No such discrepancies of 10% or more in the aggregate for each class of inventory were noticed.

(b) Unsecured working capital limits have been sanctioned during the year in excess of five crore rupees, in aggregate, from banks or financial institutions. The detail of such sanctions is provided in the below table:

<b>Bank Name</b>	<b>Sanctioned limit (Working capital demand loan/ Working capital loan / Short term loan)</b>	<b>Outstanding as on 31.03.2022</b>
HDFC Bank Ltd.	₹ 2000.00 Crore	Nil
AXIS Bank Ltd.	₹ 200.00 Crore	Nil
ICICI Bank Ltd.	₹ 50.00 Crore	Nil

iii No investments are made in, provided any guarantee or security or granted any loans or advances in the nature of loans, secured or unsecured, to companies, firms, Limited Liability Partnerships or any other parties during the year. Accordingly, paragraph 3(iii)(a) to 3(iii)(f) of the Order are not applicable.

iv According to the information and explanation given to us the Company has not granted any loans, or made investments, or given guarantees, or provided any security in connection with loan taken by other body corporate or persons as per the provisions of sections 185 and 186 of the Companies Act, 2013. Accordingly, paragraph 3(iv) of the order is not applicable.

v According to the information and explanation given to us the Company has not accepted any deposits nor it has accepted any amounts which are deemed to be deposits. Accordingly, paragraph 3(v) of the Order is not applicable.

vi According to the information and explanation given to us, Central Government has prescribed maintenance of cost records under sub- section (1) of section 148 of the Companies Act, 2013 for the products of the company and in our opinion the company is preparing and maintaining such accounts and records as specified.

vii (a) According to the information and explanations given to us, the Company is regular in depositing undisputed statutory dues including Goods and Services Tax, provident fund, employees' state insurance, income-tax, sales-tax, service tax, duty of customs, duty of excise, value added tax, cess and any other statutory dues to the appropriate authorities and no arrears of outstanding statutory dues as on the last day of the financial year concerned for a period of more than six months from the date they became payable.

(b) According to the information and explanations given to us, there are no material dues of duty of customs and goods and service tax which have not been deposited with the appropriate authorities on account of any dispute. However according to the information and explanations given to us, the following dues of income tax, sales tax, duty of excise, service tax, goods and Service Tax and Value added tax have not been deposited by the Company on account of disputes are as follows:

**Auditor's Report**

**Management's  
Comment**

Sr No	Name of the Statute	Nature of Dues	Demand Amount (₹ in Crore)	Period to which the amount relates	Forum where dispute is pending
1	Income Tax Act, 1961	Income Tax/TDS/TCS	179.98	2019-20	AO, Dhanbad
			0.05	2017-18	ACIT, DHANBAD
			0.37	2007-2021	JCIT TDS Dhanbad
			339.07	2014-15 to 2019-20	CIT DHANBAD
			85.38	2007-08 to 2016-17	CIT(A) TDS
			218.79	2007-08 to 2016-17	CIT(A) DHANBAD
			511.13	2006-07 to 2013-14	ITAT, RANCHI
2	JVAT ACT, 2005	Jharkhand VAT	53.66	2004-05 to 2012-13	CCT Ranchi
			63.24	1985-86 to 2017-18	DCCT Dhanbad
			26.09	2006-07 to 2020-21	DCCT Katras
			50.76	2009-10 to 2014-15	DCCT Lower Court
			11.99	2009-10 to 2017-18	DCCT Dugdha
			6.73	2009-10 to 2015-16	DCCT Sudamdih
			0.57	2015-16 & 2016-17	DCCT Appeal Dhanbad
			58.23	1999-2000 to 2016-17	JCCT Dhanbad
			213.95	1999-2000 to 2016-17	JCCT Appeal Dhanbad
3.36	2010-11 & 2011-12	Tribunal Ranchi			
3	BST ACT, 1959	Bihar Sales Tax	7.91	1980-81 to 2004-05	Appellate Court

Auditor's Report						Management's Comment
4	CST ACT, 1956	Central Sales Tax	22.44	1992-93 to 2010-11	CCT Ranchi	
			58.13	2000-01 to 2017-18	DCCT Dhanbad	
			35.01	1985-86 to 2017-18	DCCT Katras	
			25.8	1980-81 to 2014-15	DCCT Lower Court	
			2.52	2006-07 to 2015-16	DCCT Dugdha	
			7.88	2009-10 to 2015-16	DCCT Sudamdih	
			1.8	2011-12 to 2016-17	DCCT Appeal Dhanbad	
			69.12	2005-06 to 2015-16	JCCT Dhanbad	
			320.85	1999-2000 to 2019-20	JCCT Appeal Dhanbad	
12.52	1979-80 to 2014-15	Tribunal Ranchi				
5	WB PE Act, 1973 and WBREP Act, 1976	Rural Education & Primary Education Cess	16.28	1995-96 to 2007-08	WB Tribunal	
6	MMRD ACT,1957	Royalty	220.74	1977 to 2011-12	Certificate Officer, Dhanbad	
			5.98	2000-01 to 2014-15	JCT, Dhanbad	
			78.92	1979-80 to 2012-13	Jharkhand High Court	
			10.15	1979-80 to 2006-07	Supreme court	
7	ED ACT,1948	Electricity Duty	5.66	1998-99 to 2015-16	DCCT Katras	
			2.43	2002-03 to 2015-16	DCCT Jharia Circle	
			14.71	2006-07 to 2016-17	JCCT Dhanbad	
8	Finance Act, 1994	Service Tax	4.95	2014 to March 2017	CESTAT KOLKATA	

Auditor's Report						Management's Comment
9	Central Excise Act, 1944	Excise Duty	221.33	March 11 to June 2018	The Commissioner of Central Excise (Appeals), Ranchi	
			36.86	2010-11 to 2014-15	CESTAT KOLKATA	
			7.53	March 86 to 2015-16	Jharkhand High Court	
10	SGST ACT, 2017	GST	0.04	2017-18	JCCT (A) Dhanbad	
11	COMMON CAUSE COMPENSATION AGAINST ILLEGAL MINING BY DMO DHANBAD		17344.46	2000-01 to 2016-17	Revisional Authority, MOC	
12	HOLDING TAX	Holding Tax	252.23	2015-16	Jharkhand High Court	
			<b>20,609.60</b>			

viii The company have not come across any case related to transactions that were not recorded in the books of account but have been surrendered or disclosed as income during the year in the tax assessments under the Income Tax Act, 1961 (43 of 1961).

ix (a) The company has taken loans from Bank during the year and the same has been repaid during the financial year without any default.

(b) The company has not declared a wilful defaulter by any bank or financial institution or other lender during the year.

(c) The company has not taken any term loans during the year nor there was any outstanding term loan at the beginning of the year. Accordingly, paragraph 3(ix) (c) of the Order is not applicable.

(d) The company has not raised any funds on short term basis during the year. Accordingly, paragraph 3 (ix) (d) of the Order is not applicable.

(e)The company has not taken any funds from any entity or person on account of or to meet the obligations of its subsidiaries, associates or joint ventures during the year;

(f)The company has not raised any loans during the year on the pledge of securities held in its subsidiaries, joint ventures or associate companies. Accordingly, paragraph 3(ix)(f) of the Order is not applicable.

x (a) The company has not raised any money by way of initial public offer or further public offer (including debt instruments) during the year. Accordingly, paragraph 3(x) (a) of the Order is not applicable. oans from Bank during the year and the same has been repaid during the financial year without any default.

<b>Auditor's Report</b>			<b>Management's Comment</b>									
<p>(b) The company has not made any preferential allotment or private placement of shares or convertible debentures (fully, partially or optionally convertible) during the year.</p> <p>xi (a) According to the information and explanations given to us, no fraud by the company or no material fraud on the company has been noticed or reported during the year except the following cases of fraud on the Company by its officers or employees vide letter dated 30-04-2022 received from the Vigilance department. The details of the same are hereunder:</p> <table border="1" style="width: 100%; border-collapse: collapse;"> <thead> <tr> <th style="text-align: center;">Srl No</th> <th style="text-align: center;">Case No / FIR No.</th> <th style="text-align: center;">Description of the Case</th> </tr> </thead> <tbody> <tr> <td style="text-align: center;">1.</td> <td style="text-align: center;">CA/01/2021</td> <td>Alleged irregularities in Budget Certification by Area Finance Manager, Govindpur Area BCCL in the month of March 2019. Amount involved in the case is not specific. Vigilance case no. CA/01/2021, DI is under progress.</td> </tr> <tr> <td style="text-align: center;">2.</td> <td></td> <td>Alleged irregularities detected in payment of bills in transportation contracts of CK siding Bastacolla Area. Amount involved in the case is not specific. Vigilance angle detected and investigation is under process.</td> </tr> </tbody> </table>			Srl No	Case No / FIR No.	Description of the Case	1.	CA/01/2021	Alleged irregularities in Budget Certification by Area Finance Manager, Govindpur Area BCCL in the month of March 2019. Amount involved in the case is not specific. Vigilance case no. CA/01/2021, DI is under progress.	2.		Alleged irregularities detected in payment of bills in transportation contracts of CK siding Bastacolla Area. Amount involved in the case is not specific. Vigilance angle detected and investigation is under process.	
Srl No	Case No / FIR No.	Description of the Case										
1.	CA/01/2021	Alleged irregularities in Budget Certification by Area Finance Manager, Govindpur Area BCCL in the month of March 2019. Amount involved in the case is not specific. Vigilance case no. CA/01/2021, DI is under progress.										
2.		Alleged irregularities detected in payment of bills in transportation contracts of CK siding Bastacolla Area. Amount involved in the case is not specific. Vigilance angle detected and investigation is under process.										
<p>(b) No information has been received by us / come to our notice during the course of audit in relation to the report under sub-section (12) of section 143 of the Companies Act to be filed in Form ADT-4 as prescribed under rule 13 of Companies (Audit and Auditors) Rules, 2014 with the Central Government, during the year.</p> <p>(c) According to the information and explanations given to us, no whistle-blower complaint has been received by the Company during the year.</p> <p>xii (a) In our opinion and according to the information and explanations given to us, the company is not a Nidhi company. Accordingly, paragraph 3(xii) of the Order is not applicable.</p> <p>xiii All transactions with the related parties are in compliance with sections 177 and 188 of Companies Act where applicable and the details have been disclosed in the financial statements, etc., as required by the applicable accounting standards;</p> <p>xiv (a) According to the information and explanations given to us, the company has an internal audit system commensurate with the size and nature of its business;</p> <p>(b) Internal Audit Reports upto February, 2022 were considered.</p> <p>xv According to the information and explanations given to us, the company has not entered into any non-cash transactions with directors or persons connected with them. Accordingly, paragraph 3(xv) of the Order is not applicable.</p> <p>xvi (a) The company is not required to be registered under section 45-IA of the Reserve Bank of India Act, 1934 (2 of 1934)</p> <p>(b) The company has not conducted any Non-Banking Financial or Housing Finance activities without a valid Certificate of Registration (CoR) from the Reserve Bank of India as per the Reserve Bank of India Act, 1934;</p> <p>(c) The company is not a Core Investment Company (CIC) as defined in the regulations made by the Reserve Bank of India. Accordingly, paragraph 3(xvi)(c) of the Order is not applicable.</p> <p>(d) The company has not Group more than one CIC as part of the Group;</p> <p>xvii The company has not incurred cash losses during the current financial year. However, in the immediately preceding financial year i.e., FY 2020-2021, the company had incurred cash loss of ` 1408.68 crore.</p> <p>xviii There has been no resignation of the statutory auditors of the company during the year. Accordingly, paragraph 3(xviii) of the Order is not applicable.</p> <p>xix On the basis of the financial ratios, ageing and expected dates of realization of financial assets and payment of financial liabilities, other information accompanying the financial statements and our knowledge of the Board of Directors and management plans, we are of the opinion that no material uncertainty exists as on the date of the audit report that company is capable of meeting its liabilities existing at the date of balance sheet as and when they fall due within a period of one year from the balance sheet date;</p> <p>xx (a) The company has not transferred in respect of other than ongoing projects, unspent amount to a Fund specified in Schedule VII to the Companies Act within a period of six months of the expiry of the financial year in compliance with second proviso to sub-section (5) of section 135 of the said Act;</p>												

Auditor's Report	Management's Comment
<p>(b) The company has transferred on 28.04.02022, the amount remaining unspent under sub-section (5) of section 135 of the Companies Act, pursuant to any ongoing project, to special account in compliance with the provision of sub-section (6) of section 135 of the said Act;</p> <p>xxi No qualifications or adverse remarks have been made by the company. Accordingly, paragraph 3(xxi) of the Order is not applicable.</p>	

**For N.C BANERJEE & CO,**  
Chartered Accountants  
Firm Regn. No: 302081E

**(CA Arvind Kumar)**  
Partner  
Membership No. 402203  
UDIN: 22402203AINXPQ2539

Date: 06.05.2022

Place: Dhanbad

**For Bharat Coking Coal Ltd**

**Samiran Dutta**  
Chairman cum Managing Director & CEO  
Director (Finance) & CFO (Addl. Charge)  
DIN 08519303

Date: 06.05.2022

Place: Dhanbad

**ANNEXURE – III TO THE INDEPENDENT AUDITORS' REPORT TO THE MEMBERS OF THE BHARAT COKING COAL LIMITED, DHANBAD ON THE STANDALONE FINANCIAL STATEMENTS FOR THE YEAR ENDED 31ST MARCH, 2021.**

[Referred to in Paragraph 3(g) of “Report on Other Legal and Regulatory requirements” section of our Audit Report]  
Report on the Internal Financial Controls Over Financial Reporting under Clause (i) of Sub-section 3 of Section 143 of the Companies Act, 2013 (“the Act”)

Particulars	Management's Comment
<p>1 We have audited the internal financial controls over financial reporting of Bharat Coking Coal Limited (“the Company”) as of 31st March, 2022 in conjunction with our audit of the Standalone financial statements of the Company for the year ended on that date.</p> <p><b>Management's Responsibility for Internal Financial Controls</b></p> <p>2 The Board of Directors of the Company is responsible for establishing and maintaining internal financial controls based on the internal control over financial reporting criteria established by the Company considering the essential components of internal control stated in the Guidance Note on Audit of Internal Financial Controls Over Financial Reporting issued by the Institute of Chartered Accountants of India (ICAI). These responsibilities include the design, implementation and maintenance of adequate internal financial controls that were operating effectively for ensuring the orderly and efficient conduct of its business, including adherence to Company's policies, the safeguarding of its assets, the prevention and detection of frauds and errors, the accuracy and completeness of the accounting records, and the timely preparation of reliable financial information, as required under the Companies Act, 2013.</p>	
<p><b>Auditors' Responsibility</b></p> <p>3 Our responsibility is to express an opinion on the Company's internal financial controls over financial reporting based on our audit. We conducted our audit in accordance with the Guidance Note on Audit of Internal Financial Controls Over Financial Reporting (the “Guidance Note”) and the Standards on Auditing, issued by the ICAI and deemed to be prescribed under section 143(10) of the Companies Act, 2013, to the extent applicable to an audit of internal financial controls, both applicable to an audit of internal financial controls and, both issued by the Institute of Chartered Accountants of India. Those Standards and the Guidance Note require that we comply with ethical requirements and plan and perform the audit to obtain reasonable assurance about whether adequate internal financial controls over financial reporting was established and maintained and if such controls operated effectively in all material respects.</p> <p>4 Our audit involves performing procedures to obtain audit evidence about the adequacy of the internal financial controls system over financial reporting and their operating effectiveness. Our audit of internal financial controls over financial reporting includes obtaining an understanding of internal financial controls over financial reporting, assessing the risk that a material weakness exists, and testing and evaluating the design and operating effectiveness of internal control based on the assessed risk. The procedures selected depend on the auditor's judgment, including the assessment of the risks of material misstatement of the financial statements, whether due to fraud or error.</p> <p>5 We believe that the audit evidence we have obtained is sufficient and appropriate to provide a basis for our audit opinion on the Company's internal financial controls system over financial reporting.</p>	

Particulars	Management's Comment
<p><b>Meaning of Internal Financial Controls over Financial Reporting</b></p> <p>6 A Company's internal financial control over financial reporting is a process designed to provide reasonable assurance regarding the reliability of financial reporting and the preparation of Standalone financial statements for external purposes in accordance with generally accepted accounting principles. A Company's internal financial control over financial reporting includes those policies and procedures that (1) pertain to the maintenance of records that, in reasonable detail, accurately and fairly reflect the transactions and dispositions of the assets of the Company; (2) provide reasonable assurance that transactions are recorded as necessary to permit preparation of financial statements in accordance with generally accepted accounting principles, and that receipts and expenditures of the Company are being made only in accordance with authorizations of management and directors of the Company, and (3) provide reasonable assurance regarding prevention or timely detection of unauthorized acquisition, use, or disposition of the Company's assets that could have a material effect on the financial statements.</p> <p><b>Inherent Limitations of Internal Financial Controls over Financial Reporting</b></p> <p>7 Because of the inherent limitations of internal financial controls over financial reporting, including the possibility of collusion or improper management override of controls, material misstatements due to error or fraud may occur and not be detected. Also, projections of any evaluation of the internal financial controls over financial reporting to future periods are subject to the risk that the internal financial control over financial reporting may become inadequate because of changes in conditions, or that the degree of compliance with the policies or procedures may deteriorate.</p> <p><b>Opinion</b></p> <p>8 In our opinion, to the best of our information and according to the explanations given to us, the Company has, in all material respects, an adequate internal financial controls system over financial reporting and such internal financial controls over financial reporting were operating effectively as at March 31, 2021, based on the internal control over financial reporting criteria established by the Company considering the essential components of internal control stated in the Guidance Note on Audit of Internal Financial Controls Over Financial Reporting issued by the Institute of Chartered Accountants of India.</p>	

**For N.C BANERJEE & CO,**  
Chartered Accountants  
Firm Regn. No: 302081E

**(CA Arvind Kumar)**  
Partner  
Membership No. 402203  
UDIN: 22402203AINXPQ2539

Date: 06.05.2022  
Place: Dhanbad

**For Bharat Coking Coal Ltd**

**Samiran Dutta**  
Chairman cum Managing Director & CEO  
Director (Finance) & CFO (Addl. Charge)  
DIN 08519303

Date: 06.05.2022  
Place: Dhanbad

## ANNEXURE - VII



सत्यमेव जयते

No.CAR/CCL/A/c Audit/BCCL/2022-23/ 122

संख्या

No

भारतीय लेखा तथा लेखा परीक्षा विभाग  
INDIAN AUDIT AND ACCOUNTS DEPARTMENT  
कार्यालय, महानिदेशक लेखापरीक्षा (कोयला)  
OFFICE OF THE DIRECTOR GENERAL OF AUDIT (COAL)  
कोलकाता / KOLKATA

दिनांक / Dated 06.07.2022

To  
The Chairman-cum-Managing Director,  
Bharat Coking Coal Limited,  
Koyla Bhawan, Koyla Nagar,  
Dhanbad-826005

**Subject: Comments of the Comptroller and Auditor General of India under Section 143(6)(b) of the Companies Act, 2013 on the Financial Statements of Bharat Coking Coal Limited for the year ended 31 March 2022.**

Sir,

I forward herewith the Comments of the Comptroller and Auditor General of India under Section 143(6)(b) of the Companies Act, 2013 on the financial statements of Bharat Coking Coal Limited for the year ended 31 March 2022.

The receipt of this letter may please be acknowledged.

Yours faithfully,

(Mausumi Ray Bhattacharyya)  
Director General of Audit (Coal)  
Kolkata

Encl: As stated.

Place: Kolkata  
Dated: 6 July 2022

**COMMENTS OF THE COMPTROLLER AND AUDITOR GENERAL OF INDIA UNDER SECTION 143 (6) (b) OF THE COMPANIES ACT, 2013 ON THE FINANCIAL STATEMENTS OF BHARAT COKING COAL LIMITED FOR THE YEAR ENDED 31 MARCH 2022.**

The preparation of financial statements of Bharat Coking Coal Limited for the year ended 31 March 2022 in accordance with the financial reporting framework prescribed under the Companies Act, 2013 (Act) is the responsibility of the management of the company. The statutory auditor appointed by the Comptroller and Auditor General of India under section 139 (5) of the Act is responsible for expressing opinion on the financial statements under section 143 of the Act based on independent audit in accordance with the standards on auditing prescribed under section 143 (10) of the Act. This is stated to have been done by them vide their Audit Report dated 06 May 2022.

I, on behalf of the Comptroller and Auditor General of India, have conducted a supplementary audit of the financial statements of Bharat Coking Coal Limited for the year ended 31 March 2022 under section 143(6)(a) of the Act. This supplementary audit has been carried out independently without access to the working papers of the statutory auditors and is limited primarily to inquiries of the statutory auditors and company personnel and a selective examination of some of the accounting records.

Based on my supplementary audit, I would like to highlight the following significant matters under section 143 (6) (b) of the Act which have come to my attention and which in my view are necessary for enabling a better understanding of the financial statements and the related audit report:

**A. Comment on Profitability**

**Statement of Profit and Loss A/c**

**Expenses**

**Contractual expenses (Note-31): ₹1962.11 crore**

Contractor engaged by BCCL extracted 9348121.18 cum of overburden and 617517.43 tonne of coal upto March 2022 against which BCCL booked only 7481789.40 cum of OB and 568188.51 tonne of coal respectively. Short booking of overburden and coal against the actual extraction resulted in overstatement of profit and understatement of liability to the tune of ₹21.39 cr.<sup>1</sup>

**B. Comment on Financial Position**

**B.1 Balance Sheet**

**Trade Payables (Note No. 19): ₹800.26 crore**

The above does not include provision for washing charges to be paid to contractor in respect of Patherdih Washery. The contracted price for the washing charges was ₹94 per tonne.

<sup>1</sup> {(overburden - 9348121.18 - 7481789.40)\*Rs.113/cum} + {Coal - 617517.43 - 568188.51}\*Rs.61/tonne}

Board of BCCL approved (January 2022) for revision of washing charges as ₹153.85 per tonne to be paid to contractor since commencement of first year of operations (i.e. 2020-21). However, contractor was paid only at the contracted price i.e. ₹94 per tonne. The Patherdih Washery processed 1573405.58 tonne coal till March 2022. Despite revision of rates by the Board, BCCL made payment contracted price only and no provision was made for enhanced price (₹59.85 per tonne).

This has resulted in understatement of trade payables and overstatement of profit to the tune of ₹9.42 crore (1573405.58 tonne \* ₹59.85 per tonne)

**B.2 Provisions (Note no. 21) : Non-Current – ₹. 1535.59 crore**

**Provisions (Note No.21): Current - ₹1032.78 crore**

Salary and wages of Non-executive of CIL and all the subsidiaries including BCCL finalized in every five years after finalization of National Coal Wage Agreement (NCWA). The pay revision was due from 01 July 2021 as per NCWA-XI. BCCL had made a provision for proposed pay revision in the books of accounts.

Despite making provision for expected pay revision, Actuarial assessed the liability with same assumption which was considered in the previous year 2020-21 and assessed the actuarial liability for the year without considering the salary revision of non-executive which was due from 01 July 2021.

**The above has resulted in defective depiction of provisions in respect of retirement benefits and profit for the year (amount not quantified).**

For and on behalf of the  
Comptroller and Auditor General of India



(Mausumi Ray Bhattacharyya)  
Director General of Audit (Coal)  
Kolkata

Place: Kolkata

Dated: 6 July 2022

**C&AG COMMENTS & MANAGEMENT REPLY 2021-22**

C&AG COMMENTS	MANAGEMENT REPLY
<p>A)Comment on Profitability Statement of Profit and Loss A/c Contractual expenses (Note-31) – ₹ 1962.11 crore Contractor engaged by BCCL extracted 9348 121.18 cum of overburden and 617517.43 tonne of coal upto March 2022 against which BCCL booked only 7481789.40 cum of OB and 568188.51 tonne of coal respectively. Short booking of overburden and coal against the actual extraction resulted in overstatement of profit and understatement of liability to the tune of ₹ 21.39 crore. <math>\{(9348121.18- 7481789.00)* ₹ 113/ \text{cum}+ (617517.43-568188)* ₹ 61/te\}</math>.</p>	<p>The company has been following this practice consistently over the years, as per the terms of the contract. However, same will be reviewed and accordingly, necessary accounting changes will be carried out in the Financial Year 2022-23.</p>
C&AG COMMENTS	MANAGEMENT REPLY
<p><b>A)Comment on Financial Position</b> <b>B.1 Balance Sheet</b> <b>Trade Payables (Note No 19): ₹ 800.26 crore</b> The above does not include provision for washing charges to be paid to contractor in respect of Patherdih Washery. The contracted price for the washing charges was ₹ 94 per tonne.  Board of BCCL approved (January 2022) for revision of washing charges tonne to be as ₹ 153.85 per tonne to be paid to contractor since commencement of first year of operations (i.e. 2020-21). However, contractor was paid only at the contracted price i.e. ₹ 94 per tonne. The Patherdih Washery processed 1573405.58 tonne coal till March 2022. Despite revision of rates by the Board, BCCL made payment contracted price only and no provision was made for enhanced price (₹59.85 per tonne). This has resulted in understatement of trade payables and overstatement of profit of to the tune ₹ 9.42 crore (1573405.58 tonne *₹ 59.85 per tonne)</p>	<p><b>Reply to Point no B.1:</b> Payment towards enhanced washing charges is subject to the contractor fulfilling certain conditions related to procedure of payment of wages as recommended by the High Power Committee (HPC). The same will be recognized once the conditions so required are fulfilled by the contractor.</p>
<p><b>B.2 Provisions (Note No. 21): Non-Current – ₹1535.59 Crore</b> <b>Provisions (Note No. 21): Current – ₹1032.78 Crore</b> Salary and wages of Non-executive of CIL and all the subsidiaries including BCCL finalized in every five years after finalization of National Coal Wage Agreement (NCWA). The pay revision was due from 01 July 2021 as per NCWA-XI. BCCL had made a provision for proposed pay revision in the books of accounts.  Despite making provision for expected pay revision, Actuarial assessed the liability with same assumption which was considered in the previous year 2020-21 and assessed the actuarial liability for the year without considering the salary revision of non-executive which was due from 01 July 2021.  <b>The above has resulted in defective depiction of provisions in respect of retirement benefits and profit for the year (amount not quantified).</b></p>	<p><b>Reply to Point no B.2:</b> The Observation of the audit is not justified as the actuarial assumptions have been considered in accordance with relevant principles of Ind AS 19, Employee Benefits.  Considering Para 75 to para 98 of Ind AS 19 Employee benefits regarding Actuarial Assumptions, it is evident that the salary inflation of 6.25% in the case of non-executives is a long-term assumption considering factors such as annual increment, inflations, promotions, NCWA agreements, and other relevant factors as required in Ind AS 19, Employee benefits. Therefore, NCWA of Non-Executives set out in their formal plan of employment are already considered in the long-term assumptions of salary inflation of 6.25% p.a. In view of the above, the observation of the supplementary audit is not tenable as the same is not in accordance with the requirements of Ind AS.</p>

## **ANNEXURE-VIII**

### **SECRETARIAL AUDIT REPORT**

**Form No.-MR-3**

**For the Financial Year ended 31<sup>st</sup> March, 2022**

[Pursuant to Section 204(1) of the Companies Act, 2013 and Rule No. 9 of the Companies (Appointment and Remuneration of Managerial Personnel) Rules, 2014]

<b>Secretarial Audit Report</b>	<b>Management's Comment</b>
<p>To, The Members <b>M/s. Bharat Coking Coal Limited</b> Koyla Bhawan Koyla Nagar, Dhanbad-826005 Jharkhand, India</p> <p>We have conducted the secretarial audit of the compliance of applicable statutory provisions and the adherence to good corporate practices by M/s. Bharat Coking Coal Limited (CIN: U10101JH1972GOI000918) (hereinafter called the Company). Secretarial Audit was conducted in accordance to the CSAS-4-Auditing Standard on Secretarial Audit issued by the Institute of Company Secretaries of India (the ICSI) that provided me a reasonable basis for evaluating the corporate conducts/statutory compliances and expressing my opinion thereon.</p> <p>Based on my verification of the books, papers, minute books, forms and returns filed and other records maintained by the Company and also the information provided by the Company, its officers, agents and authorized representatives during the conduct of secretarial audit, the explanations and clarification given to me and the representation made by the management, We hereby report that in my opinion, the Company has, during the audit period covering the financial year ended on 31<sup>st</sup> March, 2022, complied with the statutory provisions listed hereunder and also that the Company has proper Board-processes and compliance-mechanism in place to the extent, in the manner and subject to the reporting made hereinafter:</p> <p>We have examined the books, papers, minute books, forms and returns filed and other records maintained by the Company for the financial year ended on 31<sup>st</sup> March, 2022, according to the provisions of:</p> <p>(i)The Companies Act, 2013 (the Act) and the Rules made there under; (ii)The Securities Contracts (Regulation) Act, 1956 ('SCRA') and the Rules made there under (Not applicable during the Audit Period); (iii)Foreign Exchange Management Act, 1999 and the Rules and Regulations made there under to the extent of Foreign Direct Investment, Overseas Direct Investment and External Commercial Borrowings (Not applicable during the Audit Period);</p>	



Secretarial Audit Report	Management's Comment
<p>(iv)The Regulations and Guidelines prescribed under the Securities and Exchange Board of India Act, 1992 ('SEBI Act') SEBI (LODR) Regulations 2015 is applicable;</p> <p>(v)The Depositories Act, 1996 and the Regulations and Bye-laws framed there under;</p> <p>(vi)Corporate Governance Guidelines issued by Department of Public Enterprises vide their OM. No. 18(8)/2005-GM dated 14th May, 2010;</p> <p>(vii)Secretarial Standards 1 and 2 as issued by the Institute of Company Secretaries of India.</p> <p>(Viii) Securities and Exchange Board of India (Prohibition of Insider Trading Regulations) 2015.</p> <p>We report that, having regard to the compliance system prevailing in the Company and on examination of the relevant documents and records in pursuance thereof, on test-check basis and a quarterly compliance report on all applicable laws placed before BCCL Board on regular basis, the Company has complied with the following laws applicable specifically to the Company:</p> <ol style="list-style-type: none"> <li>1.The Coal Mines Act,1952</li> <li>2.Indian Explosives Act, 1884</li> <li>3.Colliery Control Order, 2000 and Colliery Control Rules,2004</li> <li>4.The Coal Mines Regulations, 2017</li> <li>5.The Payment of Wages (Mines) Rules,1956</li> <li>6.Coal Mines Pension Scheme,1998</li> <li>7.Coal Mines Conservation and Development Act,1974</li> <li>8.The Mines Vocational Training Rules,1966</li> <li>9.The Mines Creche Rules,1961</li> <li>10.The Mines Rescue Rules,1985</li> <li>11.Coal Mines Pithead Bath Rules,1946</li> <li>12.Maternity Benefit (Mines and Circus) Rules,1963</li> <li>13.The Explosives Rules, 2008</li> <li>14.Mineral Concession Rules,1960</li> <li>15.Coal Mines Provident Fund and Miscellaneous Provisions Act,1948</li> <li>16.Mines and Minerals (Development and Regulation) Act,1957</li> <li>17.The Payment of Undisbursed Wages (Mines) Rules,1989</li> <li>18.Indian Electricity Act, 2003 and the Indian Electricity Rules,1956</li> <li>19.Environment Protection Act, 1986 and Environment Protection Rules, 1986</li> <li>20.The Hazardous and Other Wastes (Management and Trans boundary Movement)Rules, 2016</li> <li>21.The Water (Prevention &amp; Control of Pollution)Act, 1974 and Rules made there under</li> <li>22.The Air (Prevention &amp; Control of Pollution) Act,1981</li> <li>23.Public Liability Insurance Act, 1991 and Rules made there under.</li> </ol>	



Secretarial Audit Report	Management's Comment
<p>During the Audit Period, the Company has generally complied with the provisions of the Act, Rules, Regulations, Guidelines, etc. mentioned above. As regards certain Corporate Governance provisions, the Company being a Central PSU, the regulatory framework applicable to Government Companies is designed to ensure compliances in respect of matters pertaining to appointment, evaluation and succession of directors, quarterly/ annual grading of CPSE on the compliance of DPE Corporate Governance norms. The submission of compliance of DPE guidelines on annual basis were found to have been complied with.</p> <p><b>We further report that</b> the Board of Directors of the Company as on 31st March 2022 is duly constituted as per the Companies Act, 2013. There was change in the composition of the Board of Directors during the year under review.</p> <p>Adequate notice was given to all directors to schedule the Board Meetings, agenda and detailed notes on agenda were sent at least seven days in advance except where the meeting was held at a short notice to transact urgent business and a system exists for seeking and obtaining further information and clarifications on the agenda items before the meeting and for meaningful participation at the meeting. During the audit period under review, all decisions at Board Meetings were carried out unanimously.</p> <p>We further report that there are adequate systems and processes in the company commensurate with the size and operations of the Company to monitor and ensure compliance with applicable laws, rules, regulations and guidelines.</p> <p>We further report that as per explanations and management representations obtained and relied upon by me, during the audit period there is no such specific events/actions having major bearing on the Company's affairs had taken place.</p> <p><b>(J.K. Das)</b>  <b>C. P. No. 4250</b>  <b>Membership No. FCS 7268</b>  M/s J.K. Das &amp; Associates,  Company Secretaries  UDIN: F007268D000488760  Peer Review Certificate No. 1748/2022</p> <p><b>Place: Kolkata</b>  <b>Date: 13<sup>th</sup> June, 2022</b></p>	



## **ANNEXURE-A**

<b>Secretarial Audit Report</b>	<b>Management's Comment</b>
<p><b>To,</b> <b>The Members</b> <b>M/s. Bharat Coking Coal Limited</b> Koyla Bhawan Koyla Nagar, Dhanbad-826005 Jharkhand, India</p> <p>Dear Sir, Our report of even date is to be read along with this letter.</p> <p><b>Management's Responsibility:</b> The responsibility of the management of the Company are as under:</p> <ol style="list-style-type: none"> <li>1.Maintenance of secretarial records is the responsibility of the management of the Company. Our responsibility is to express an opinion on these secretarial records based on our audit.</li> <li>2.We have followed the audit practices and the processes as were appropriate to obtain reasonable assurance about the correctness of the contents of the secretarial records. The verification was done on test basis to ensure that correct facts are reflected in secretarial records. We believe that the processes and practices, we followed provide a reasonable basis for our opinion.</li> <li>3.We have not verified the correctness and appropriateness of financial records and Books of Account of the Company or examined any books, information or statements other than Books and Papers.</li> <li>4.We have not examined any other specific laws except as mentioned above.</li> <li>5.Wherever required, we have obtained the Management Representati on about the compliance of aforesaid Laws, Rules, Regulations, Standards, Guidelines and happening of events etc.</li> <li>6.The compliance of the provisions of corporate laws and other applicable Rules, Regulations, Guidelines, Standards etc. is the responsibility of management. Our examination was limited to the verification of procedure on test basis.</li> <li>7.The Secretarial Audit Report is neither an assurance as to the future viability of the Company nor of the efficacy or effectiveness with which the management has conducted the affairs of the Company.</li> </ol> <p><b>(J.K. Das)</b> <b>C. P. No. 4250</b> <b>Membership No. FCS 7268</b> M/s J.K. Das &amp; Associates, Company Secretaries UDIN: F007268D000488760 Peer Review Certificate No. 1748/2022</p> <p><b>Place: Kolkata</b> <b>Date: 13<sup>th</sup> June, 2022</b></p>	



# BHARAT COKING COAL LIMITED

## ( A Miniratna Company )

CIN No. U10101972GOI000918

Regulation 33 of the SEBI (Listing Obligations and Disclosure Requirements) Regulations, 2015

### Statement of Standalone Audited Results for the Quarter/Year Ended 31.03.2022

(₹' Crore)

S.I. No:	Particulars	Quarter Ended			Year Ended	
		31.03.2022	31.12.2021	31.03.2021	31.03.2022	31.03.2021
		Audited	Un-Audited	Audited	Audited	Audited
<b>1</b>	<b>Revenue from operations :</b>					
	(a) Sales (Net of statutory levies)	2,760.78	2,305.86	1,769.19	9,445.58	6,149.81
	(b) Other Operating Revenue (Net of statutory levies)	204.15	158.64	128.16	682.28	417.48
	<b>Revenue from operations (a+b)</b>	<b>2,964.93</b>	<b>2,464.50</b>	<b>1,897.35</b>	<b>10,127.86</b>	<b>6,567.29</b>
<b>2</b>	<b>Other Income</b>	<b>122.28</b>	<b>43.95</b>	<b>64.91</b>	<b>451.97</b>	<b>182.28</b>
<b>3</b>	<b>Total Income (1+2)</b>	<b>3,087.21</b>	<b>2,508.45</b>	<b>1,962.26</b>	<b>10,579.83</b>	<b>6,749.57</b>
<b>4</b>	<b>Expenses :</b>					
	(a) Cost of Materials Consumed	233.96	119.15	163.12	634.63	475.09
	(b) Changes in inventories of finished goods/work in progress and Stock in trade	(287.33)	8.53	(210.00)	229.13	(463.45)
	(c) Employee Benefits Expense	1,417.89	1,429.22	1,494.18	5,788.32	5,565.72
	(d) Power Expense	46.21	70.97	49.48	244.10	225.42
	(e) Corporate Social Responsibility Expense	0.77	0.86	1.33	2.99	6.12
	(f) Repairs	58.55	23.57	51.75	144.64	138.76
	(g) Contractual Expense	571.55	506.86	424.20	1,962.11	1,476.37
	(h) Finance Costs	19.81	9.88	50.11	77.75	121.69
	(i) Depreciation/Amortization/ Impairment	124.45	64.97	54.13	315.48	208.79
	(j) Provisions	17.03	3.90	12.90	36.57	29.16
	(k) Write off	(2.14)	-	-	-	-
	(l) Stripping Activity Adjustment	146.74	11.79	(60.67)	88.44	(193.17)
	(m) Other Expenses	210.61	238.21	196.49	864.36	736.13
	<b>Total Expenses (a to m)</b>	<b>2,558.10</b>	<b>2,487.91</b>	<b>2,227.02</b>	<b>10,388.52</b>	<b>8,326.63</b>
<b>5</b>	<b>Profit/(Loss) before tax (3-4)</b>	<b>529.11</b>	<b>20.54</b>	<b>(264.76)</b>	<b>191.31</b>	<b>(1,577.06)</b>
<b>6</b>	<b>Tax Expenses</b>	<b>151.51</b>	<b>6.64</b>	<b>(125.98)</b>	<b>79.69</b>	<b>(374.58)</b>
<b>7</b>	<b>Net Profit/(Loss) for the period (5-6)</b>	<b>377.60</b>	<b>13.90</b>	<b>(138.78)</b>	<b>111.62</b>	<b>(1,202.48)</b>
<b>8</b>	<b>Other Comprehensive Income</b>					
	(i) Items that will not be reclassified to profit or loss	101.83	(19.77)	34.15	98.01	(8.51)
	(ii) Income tax relating to items that will not be reclassified to profit or loss	25.63	(4.97)	8.60	24.67	(2.14)
	<b>Total Other Comprehensive Income (i-ii)</b>	<b>76.20</b>	<b>(14.80)</b>	<b>25.55</b>	<b>73.34</b>	<b>(6.37)</b>
<b>9</b>	<b>Total Comprehensive Income/(loss) (7+8)</b>	<b>453.80</b>	<b>(0.90)</b>	<b>(113.23)</b>	<b>184.96</b>	<b>(1,208.85)</b>
<b>10</b>	<b>Paid up Equity Share Capital (Face Value of share ₹ 1000/- each)</b>	<b>4,657.00</b>	<b>4,657.00</b>	<b>4,657.00</b>	<b>4,657.00</b>	<b>4,657.00</b>
<b>11</b>	<b>Earning Per Share (EPS) (of ₹ 1000/- each) (not annualised)</b>					
	<b>a) Basic</b>	<b>81.08</b>	<b>2.98</b>	<b>(29.80)</b>	<b>23.97</b>	<b>(258.21)</b>
	<b>b) Diluted</b>	<b>81.08</b>	<b>2.98</b>	<b>(29.80)</b>	<b>23.97</b>	<b>(258.21)</b>
<b>12</b>	<b>Production (Raw Coal) (in MT)</b>	<b>10.42</b>	<b>7.72</b>	<b>7.15</b>	<b>30.51</b>	<b>24.66</b>

(₹' Crore)

S.I. No:	Particulars	Quarter Ended			Year Ended	
		31.03.2022	31.12.2021	31.03.2021	31.03.2022	31.03.2021
		Audited	Un-Audited	Audited	Audited	Audited
13	Offtake (Raw Coal) (in MT)	9.22	7.51	6.37	32.28	23.13
14	OBR (in MCum)	31.03	26.88	27.56	106.12	103.84

As per our report of even date

**For N.C. Banerjee & Co.**

Chartered Accountants

FRN - 302081E

**(CA Arvind Kumar)**

Partner

Mem. No - 402203

**Date: 06.05.2022**

**Place: Dhanbad**

On behalf of the Board

**(Samiran Dutta)**

Chairman cum Managing

Director & CEO

Director (Finance) & CFO

DIN- 08519303

**(Sanjay Kumar Singh)**

Director (Technical)

DIN- 09494689

**(Rakesh Kumar Sahay)**

HOD (Finance I/C)

**(B.K. Parui)**

Company Secretary



# BHARAT COKING COAL LIMITED

(A Miniratna Company)

BALANCE SHEET AS AT 31.03.2022

(₹' Crore)

	Note No.	As at	
		31.03.2022	31.03.2021
<b>ASSETS</b>			
<b>Non-Current Assets</b>			
(a) Property, Plant & Equipment	3	2,331.73	1,884.86
(b) Capital Work in Progress	4	1,447.35	1,389.92
(c) Exploration and Evaluation Assets	5	167.13	417.88
(d) Intangible Assets	6.1	-	-
(e) Intangible Assets under Development	6.2	18.58	-
(f) Financial Assets			
(i) Investments	7	-	-
(ii) Loans	8	-	-
(iii) Other Financial Assets	9	607.18	528.13
(g) Deferred Tax Assets		867.08	971.44
(h) Other Non-Current Assets	10	349.91	357.66
<b>Total Non-Current Assets (A)</b>		<b>5,788.96</b>	<b>5,549.89</b>
<b>Current Assets</b>			
(a) Inventories	12	978.45	1,187.88
(b) Financial Assets			
(i) Investments	7	-	-
(ii) Trade Receivables	13	1,037.01	3,004.80
(iii) Cash & Cash equivalents	14	617.33	48.67
(iv) Other Bank Balances	15	7.24	126.99
(v) Loans	8	-	-
(vi) Other Financial Assets	9	37.22	274.68
(c) Current Tax Assets		151.44	122.72
(d) Other Current Assets	11	2,549.23	2,112.88
<b>Total Current Assets (B)</b>		<b>5,377.92</b>	<b>6,878.62</b>
<b>Total Assets (A+B)</b>		<b>11,166.88</b>	<b>12,428.51</b>

(₹' Crore)

	Note No.	As at	
		31.03.2022	31.03.2021
<b>EQUITY AND LIABILITIES</b>			
<b>Equity</b>			
(a) Equity Share Capital	16	4,657.00	4,657.00
(b) Other Equity	17	(1,383.23)	(1,568.19)
<b>Equity attributable to equityholders of the company</b>		<b>3,273.77</b>	<b>3,088.81</b>
Non-Controlling Interests		-	-
<b>Total Equity (A)</b>		<b>3,273.77</b>	<b>3,088.81</b>
<b>Liabilities</b>			
<b>Non-Current Liabilities</b>			
(a) Financial Liabilities			
(i) Borrowings	18	-	-
(ii) Lease Liabilities		156.35	-
(iii) Other Financial Liabilities	20	283.71	232.75
(b) Provisions	21	1,535.59	1,732.65
(c) Deferred Tax Liabilities			
(d) Other Non-Current Liabilities	22	2.75	3.62
<b>Total Non-Current Liabilities (B)</b>		<b>1,978.40</b>	<b>1,969.02</b>
<b>Current Liabilities</b>			
(a) Financial Liabilities			
(i) Borrowings	18	-	2,052.08
(ii) Lease Liabilities		43.93	-
(iii) Trade payables of	19		
Micro, Small and Medium Enterprises		25.40	8.23
Other than Micro, Small and Medium Enterprises		774.86	1,200.30
(iv) Other Financial Liabilities	20	1,507.92	1,462.63
(b) Other Current Liabilities	23	2,529.82	1,769.81
(c) Provisions	21	1,032.78	877.63
<b>Total Current Liabilities (C)</b>		<b>5,914.71</b>	<b>7,370.68</b>
<b>Total Equity and Liabilities (A+B+C)</b>		<b>11,166.88</b>	<b>12,428.51</b>

The Accompanying Notes form an integral part of Financial Statements.

As per our report of even date  
**For N.C. Banerjee & Co.**  
Chartered Accountants  
FRN - 302081E

**(CA Arvind Kumar)**  
Partner  
Mem. No - 402203

**Date: 06.05.2022**  
**Place: Dhanbad**

On behalf of the Board

**(Samiran Dutta)**  
Chairman cum Managing  
Director & CEO  
Director (Finance) & CFO  
DIN- 08519303

**(Rakesh Kumar Sahay)**  
HOD (Finance I/C)

**(Sanjay Kumar Singh)**  
Director (Technical)  
DIN- 09494689

**(B.K. Parui)**  
Company Secretary



# BHARAT COKING COAL LIMITED

(A Miniratna Company)

## STATEMENT OF PROFIT & LOSS FOR THE YEAR ENDED 31.03.2022

(₹' Crore)

	Note No.	As at	
		31.03.2022	31.03.2021
<b>REVENUE FROM OPERATIONS</b>			
A Sales (Net of statutory levies)	24	9,445.58	6,149.81
B Other Operating Revenue (Net of statutory levies)	24	682.28	417.48
<b>(I) Revenue from Operations (A+B)</b>		<b>10,127.86</b>	<b>6,567.29</b>
(II) Other Income	25	451.97	182.28
<b>(III) Total Income (I+II)</b>		<b>10,579.83</b>	<b>6,749.57</b>
<b>(IV) EXPENSES</b>			
Cost of Materials Consumed	26	634.63	475.09
Changes in inventories of finished goods/work in progress	27	229.13	(463.45)
Employee Benefits Expense	28	5,788.32	5,565.72
Power Expense		244.10	225.42
Corporate Social Responsibility Expense	29	2.99	6.12
Repairs	30	144.64	138.76
Contractual Expense	31	1,962.11	1,476.37
Finance Costs	32	77.75	121.69
Depreciation/Amortization/ Impairment		315.48	208.79
Provisions	33	36.57	29.16
Write off	34	-	-
Stripping Activity Adjustment		88.44	(193.17)
Other Expenses	35	864.36	736.13
<b>Total Expenses (IV)</b>		<b>10,388.52</b>	<b>8,326.63</b>
<b>(V) Profit before exceptional items and Tax (III-IV)</b>		<b>191.31</b>	<b>(1,577.06)</b>
(VI) Exceptional Items		-	-
<b>(VII) Profit before Tax (V+VI)</b>		<b>191.31</b>	<b>(1,577.06)</b>
<b>(VIII) Tax expense:</b>			
Current/Earlier Year Tax	36	-	21.37
Deferred Tax		79.69	(395.95)
<b>Total Tax Expense (VIII)</b>		<b>79.69</b>	<b>(374.58)</b>
<b>(IX) Profit for the period (VII-VIII)</b>		<b>111.62</b>	<b>(1,202.48)</b>
<b>(X) Other Comprehensive Income</b>	37		
A (i) Items that will not be reclassified to profit or loss		98.01	(8.51)
Less: (ii) Income tax relating to items that will not be reclassified to profit or loss		24.67	(2.14)
B (i) Items that will be reclassified to profit or loss		-	-
Less: (ii) Income tax relating to items that will be reclassified to profit or loss		-	-
<b>Total Other Comprehensive Income</b>		<b>73.34</b>	<b>(6.37)</b>

(₹' Crore)

	Note No.	As at	
		31.03.2022	31.03.2021
<b>(XI) Total Comprehensive Income for the period (IX+X) (Comprising Profit (Loss) and Other Comprehensive Income)</b>		<b>184.96</b>	<b>(1,208.85)</b>
<b>Profit attributable to:</b>			
Owners of the company		<b>111.62</b>	<b>(1,202.48)</b>
Non-controlling interest		-	-
		<b>111.62</b>	<b>(1,202.48)</b>
<b>Other Comprehensive Income attributable to:</b>			
Owners of the company		<b>73.34</b>	<b>(6.37)</b>
Non-controlling interest		-	-
		<b>73.34</b>	<b>(6.37)</b>
<b>Total Comprehensive Income attributable to:</b>			
Owners of the company		<b>184.96</b>	<b>(1,208.85)</b>
Non-controlling interest		-	-
		<b>184.96</b>	<b>(1,208.85)</b>
<b>(XII) Earnings per equity share (for continuing operation): (in ₹)</b>			
(1) Basic		<b>23.97</b>	<b>(258.21)</b>
(2) Diluted		<b>23.97</b>	<b>(258.21)</b>
<b>(XIII) Earnings per equity share (for discontinued operation): (in ₹)</b>			
(1) Basic		-	-
(2) Diluted		-	-
<b>(XIV) Earnings per equity share (for discontinued &amp; continuing operation): (in ₹)</b>			
(1) Basic		<b>23.97</b>	<b>(258.21)</b>
(2) Diluted		<b>23.97</b>	<b>(258.21)</b>

The Accompanying Notes form an integral part of Financial Statements.

As per our report of even date

**For N.C. Banerjee & Co.**

Chartered Accountants

FRN - 302081E

**(CA Arvind Kumar)**

Partner

Mem. No - 402203

**Date: 06.05.2022**

**Place: Dhanbad**

On behalf of the Board

**(Samiran Dutta)**  
Chairman cum Managing  
Director & CEO  
Director (Finance) & CFO  
DIN- 08519303

**(Sanjay Kumar Singh)**  
Director (Technical)  
DIN- 09494689

**(Rakesh Kumar Sahay)**  
HOD (Finance I/C)

**(B.K. Parui)**  
Company Secretary



# BHARAT COKING COAL LIMITED

(A Miniratna Company)

Statement of Cash Flows (Under Indirect method)

For the Year Ended 31.03.2022

(₹' Crore)

Details	31.03.2022	31.03.2021
<b>1. CASH FLOWS FROM OPERATING ACTIVITIES :</b>		
Profit(+)/Loss(-) before tax:	191.31	(1,577.06)
<b>Adjustments for :</b>		
(i) Depreciation, amortisation and impairment expenses	315.48	208.79
(ii) Interest and dividend income	(23.30)	(56.87)
(iii) Finance Cost	76.96	121.69
(iv) (Profit)/Loss on sale of Assets	2.31	1.92
(v) Liability and provision written back	(331.43)	(75.67)
(vi) Allowance for trade Receivables	23.21	25.06
(vii) Other Provisions	13.36	4.10
(viii) Stripping Activity Adjustment	88.44	(193.17)
<b>Operating Profit before Current/Non Current Assets and Liabilities</b>	<b>356.34</b>	<b>(1,541.21)</b>
<b>Adjustment for :</b>		
(i) Trade Receivables (Net of Allowances)	1,967.79	(590.08)
(ii) Inventories	209.43	(487.11)
(iii) Loans and Advances and other financial assets	12.30	279.94
(iv) Financial and Other Liabilities	1,193.85	(150.20)
(v) Trade Payables	(408.27)	240.71
<b>Cash Generated from Operating Activities</b>	<b>3,331.44</b>	<b>(2,247.95)</b>
Income Tax Paid/Refund	(28.72)	(54.59)
<b>Net Cash Flow from Operating Activities (A)</b>	<b>3,302.72</b>	<b>(2,302.54)</b>
<b>2. CASH FLOW FROM INVESTING ACTIVITIES :</b>		
(i) Purchase of Property, Plant and Equipment	(638.39)	(392.13)
(ii) Sale proceeds from Property, Plant and Equipment	(8.21)	(10.81)
(iii) Addition(-)/Reduction(+) in Exploration and Evaluation Asset	(4.20)	-
(iv) Proceeds/(Investment) in Bank Deposit	43.03	1,239.75
(v) Proceeds/(Investment) in Mutual Fund, Shares etc.	-	4.00
(vi) Interest from Investment	23.21	128.78
(vii) Interest / Dividend from Mutual Fund	-	-
<b>Net Cash from Investing Activities (B)</b>	<b>(584.56)</b>	<b>969.59</b>

(₹' Crore)

Details	31.03.2022	31.03.2021
<b>3.CASH FLOW FROM FINANCING ACTIVITIES :</b>		
(i) Repayment/Increase in Borrowings	(2,052.08)	2,052.08
(ii) Interest & Finance cost pertaining to Financing Activities	(66.77)	(121.69)
(iii) Repayment of Lease Liability	(30.65)	-
<b>Net Cash from Financing Activities (C)</b>	<b>(2,149.50)</b>	<b>1,930.39</b>
<b>( I ) Net Increase/(Decrease) in Cash &amp; Cash equivalents (A+B+C)</b>	<b>568.66</b>	<b>597.44</b>
<b>( II ) Cash &amp; Cash equivalents at the beginning of the period :</b>		
a. Opening Cash & Cash Equivalent	48.67	(548.77)
<b>( III ) Cash &amp; Cash equivalents at the end of the period :</b>		
a. Closing Cash & Cash Equivalent	617.33	48.67
<b>Reconciliation of Cash &amp; Cash equivalents (Note-14)</b>		
<b>Cash &amp; Cash equivalents (Net of Bank Overdraft)</b>	<b>617.33</b>	<b>48.67</b>
Cash & Cash equivalents (Note-14)	617.33	48.67
Bank Overdraft (refer footnote 2 of Note-18)	-	-

(All figures in bracket represent outflow)

The Accompanying Notes form an integral part of Financial Statements.

As per our report of even date  
**For N.C. Banerjee & Co.**  
Chartered Accountants  
FRN - 302081E

**(CA Arvind Kumar)**  
Partner  
Mem. No - 402203

**Date: 06.05.2022**  
**Place: Dhanbad**

On behalf of the Board

**(Samiran Dutta)**  
Chairman cum Managing  
Director & CEO  
Director (Finance) & CFO  
DIN- 08519303

**(Sanjay Kumar Singh)**  
Director (Technical)  
DIN- 09494689

**(Rakesh Kumar Sahay)**  
HOD (Finance I/C)

**(B.K. Parui)**  
Company Secretary



# BHARAT COKING COAL LIMITED

(A Miniratna Company)

## STATEMENT OF CHANGES IN EQUITY FOR THE YEAR ENDED 31.03.2022

### A. EQUITY SHARE CAPITAL

As at 31.03.2022

(₹' Crore)

Particulars	Balance as at 01.04.2021	Changes in Equity Share Capital due to prior period errors	Restated Balance as at 01.04.2021	Changes in equity share capital during the current period	Balance as at 31.03.2022
4,65,70,000 Equity Shares of ₹ 1000/- each	4,657.00	-	4,657.00	-	4,657.00

As at 31.03.2021

Particulars	Balance as at 01.04.2020	Changes in Equity Share Capital due to prior period errors	Restated Balance as at 01.04.2020	Changes in equity share capital during the current period	Balance as at 31.03.2021
4,65,70,000 Equity Shares of ₹ 1000/- each	4,657.00	-	4,657.00	-	4,657.00

### B. OTHER EQUITY

As at 31.03.2022

(₹' Crore)

Particulars	Share Application Money Pending Allotment	Equity Component of Compound Financial Instrument	Reserves and Surplus				Remeasurement of Defined Benefits Plans (net of Tax) - (OCI)	Total
			Capital Redemption reserve	Capital reserve	General Reserve	Retained Earnings		
<b>Balance as at 01.04.2021</b>	-	-	-	-	140.99	(1,783.38)	74.20	<b>(1,568.19)</b>
Changes in accounting policy or prior period errors	-	-	-	-	-	-	-	-
<b>Restated balance as at 01.04.2021</b>	-	-	-	-	140.99	(1,783.38)	74.20	<b>(1,568.19)</b>
Total Comprehensive Profit	-	-	-	-	-	111.62	73.34	<b>184.96</b>
Interim Dividend	-	-	-	-	-	-	-	-
Final Dividend	-	-	-	-	-	-	-	-
Addition during the Period	-	-	-	-	-	-	-	-
Adjustments during the period	-	-	-	-	-	-	-	-
Transfer to / from General reserve	-	-	-	-	-	-	-	-
Buy Back of Shares	-	-	-	-	-	-	-	-
Tax on Buy back	-	-	-	-	-	-	-	-
Issue of Bonus Shares	-	-	-	-	-	-	-	-
<b>Balance as at 31.03.2022</b>	-	-	-	-	<b>140.99</b>	<b>(1,671.76)</b>	<b>147.54</b>	<b>(1,383.23)</b>

(₹' Crore)

As at 31.03.2021

Particulars	Share Application Money Pending Allotment	Equity Component of Compound Financial Instrument	Reserves and Surplus				Remeasurement of Defined Benefits Plans (net of Tax) - (OCI)	Total
			Capital Redemption reserve	Capital reserve	General Reserve	Retained Earnings		
<b>Balance as at 01.04.2020</b>	-	-	-	-	140.99	(580.90)	80.57	(359.34)
Changes in accounting policy or prior period errors	-	-	-	-	-	-	-	-
<b>Restated balance as at 01.04.2020</b>	-	-	-	-	140.99	(580.90)	80.57	(359.34)
Total Comprehensive Profit	-	-	-	-	-	(1,202.48)	(6.37)	(1,208.85)
Interim Dividend	-	-	-	-	-	-	-	-
Final Dividend	-	-	-	-	-	-	-	-
Addition during the Period	-	-	-	-	-	-	-	-
Adjustments during the period	-	-	-	-	-	-	-	-
Transfer to / from General reserve	-	-	-	-	-	-	-	-
Buy Back of Shares	-	-	-	-	-	-	-	-
Tax on Buy back	-	-	-	-	-	-	-	-
Issue of Bonus Shares	-	-	-	-	-	-	-	-
<b>Balance as at 31.03.2021</b>	-	-	-	-	140.99	(1,783.38)	74.20	(1,568.19)

The Accompanying Notes form an integral part of Financial Statements.

As per our report of even date

**For N.C. Banerjee & Co.**

Chartered Accountants

FRN - 302081E

**(CA Arvind Kumar)**

Partner

Mem. No - 402203

**Date: 06.05.2022**

**Place: Dhanbad**

On behalf of the Board

**(Samiran Dutta)**

Chairman cum Managing

Director & CEO

Director (Finance) & CFO

DIN- 08519303

**(Sanjay Kumar Singh)**

Director (Technical)

DIN- 09494689

**(Rakesh Kumar Sahay)**

HOD (Finance I/C)

**(B.K. Parui)**

Company Secretary



# **BHARAT COKING COAL LIMITED**

**(A Miniratna Company)**

## **NOTE 1 : CORPORATE INFORMATION**

Bharat Coking Coal Limited, a Miniratna Public Sector Undertaking, is a 100% Subsidiary of Coal India Limited (A Government of India Undertaking) having its Registered Office at Koyla Bhawan, Koyla Nagar, Dhanbad- 826005. Bharat Coking Coal Limited, hereinafter to be referred as 'Company', was incorporated in January, 1972 to operate coking coal mines in the Jharia and Raniganj Coalfields, taken over by the Govt. of India on 16th Oct, 1971 to ensure planned development of the scarce coking coal resources in the country. Since then the Company is engaged in mining of coal and allied activities largely in the state of Jharkhand and marginally in the State of West Bengal. It occupies an important place in as much as it produces bulk of the coking coal mined in the country.



**BHARAT COKING COAL LIMITED**  
( A Miniratna Company )  
**SIGNIFICANT ACCOUNTING POLICIES**  
**FOR THE YEAR ENDED 31st MARCH, 2022**  
(NOTE 2)

**1.1. BASIS OF PREPARATION OF FINANCIAL STATEMENTS**

The financial statements of the Company have been prepared in accordance with Indian Accounting Standards (Ind AS) notified under the Companies (Indian Accounting Standards) Rules, 2015 (as amended).

The financial statements have been prepared on historical cost basis of measurement, except for:

- Certain financial assets and liabilities measured at fair value (refer accounting policy on Financial Instruments);
- Defined benefit plans- plan assets measured at fair value (refer accounting policy on Defined benefit plans);
- Inventories at Cost or NRV whichever is lower (refer accounting policy on Inventories).

**1.2 ROUNDING OF AMOUNTS**

Amounts in these financial statements have, unless otherwise indicated, have been rounded off to 'rupees in crore' upto two decimal points.

**2. CURRENT AND NON-CURRENT CLASSIFICATION**

The Company presents assets and liabilities in the Balance Sheet based on current/ non current classification. An asset is treated as current by the Company when:

- a. it expects to realise the asset, or intends to sell or consume it, in its normal operating cycle;
- b. it holds the asset primarily for the purpose of trading;
- c. it expects to realise the asset within twelve months after the reporting period; or
- d. the asset is cash or a cash equivalent (as defined in Ind AS 7) unless the asset is restricted from being exchanged or used to settle a liability for at least twelve months after the reporting period. All other assets are classified as non-current. All other liabilities are classified as non-current.

A liability is treated as current by the Company when:

- a. it expects to settle the liability in its normal operating cycle;
- b. it holds the liability primarily for the purpose of trading;
- c. the liability is due to be settled within twelve months after the reporting period; or
- d. it does not have an unconditional right to defer settlement of the liability for at least twelve months after the reporting period. Terms of a liability that could, at the option of the counterparty, result in its settlement by the issue of equity instruments do not affect its classification.

All other liabilities are classified as non-current.

### **3. REVENUE RECOGNITION**

Ind AS 115, Revenue from Contracts with Customers supersedes Ind AS 11 Construction Contracts and Ind AS 18 Revenue recognition, and it applies to all revenue arising from contracts with its customers. Ind AS 115 establishes a five-step model to account for revenue arising from contracts with customers and requires that revenue be recognized at an amount that reflects the consideration to which a Company expects to be entitled in exchange for transferring goods or services to a customer. Bharat Coking Coal Limited ('BCCL' or 'the company') has adopted Ind AS 115 using the retrospective method of adoption.

Ind AS 115 requires entities to exercise judgment, taking into consideration all of the relevant facts and circumstances when applying each step of the model to contracts with their customers. The standard also specifies the accounting for the incremental costs of obtaining a contract and the costs directly related to fulfilling a contract.

#### **REVENUE FROM CONTRACTS WITH CUSTOMERS**

Bharat Coking Coal Limited is a Subsidiary of Coal India Limited, enterprise headquartered in Dhanbad, Jharkhand, India and the largest coking coal producing company in India. Revenue from contracts with customers is recognized when control of the goods or services are transferred to the customer at an amount that reflects the consideration to which the Company expects to be entitled in exchange for those goods or services. The Company has generally concluded that it is the principal in its revenue arrangements because it typically controls the goods or services before transferring them to the customer.

The principles in Ind AS 115 are applied using the following five steps:

#### **STEP 1: IDENTIFYING THE CONTRACT:**

**The Company account for a contract with a customer only when all of the following criteria are met:**

- a. the parties to the contract have approved the contract and are committed to perform their respective obligations;
- b. the Company can identify each party's rights regarding the goods or services to be transferred;
- c. the Company can identify the payment terms for the goods or services to be transferred;
- d. the contract has commercial substance (i.e. the risk, timing or amount of the Company's future cash flows is expected to change as a result of the contract); and
- e. it is probable that the Company will collect the consideration to which it will be entitled in exchange for the goods or services that will be transferred to the customer. The amount of consideration to which the Company will be entitled may be less than the price stated in the contract if the consideration is variable because the Company may offer the customer a price concession, discount, rebates, refunds, credits or be entitled to incentives, performance bonuses, or similar items.

#### **COMBINATION OF CONTRACTS**

**The Company combines two or more contracts entered into at or near the same time with the same customer (or related parties of the customer) and account for the contracts as a single contract if one or more of the following criteria are met:**

- a. The contracts are negotiated as a package with a single commercial objective;
- b. the amount of consideration to be paid in one contract depends on the price or performance of the other contract; or
- c. the goods or services promised in the contracts (or some goods or services promised in each of the contracts) are a single performance obligation.

### **CONTRACT MODIFICATION**

**The Company account for a contract modification as a separate contract if both of the following conditions are present:**

- a. The scope of the contract increases because of the addition of promised goods or services that are distinct and
- b. The price of the contract increases by an amount of consideration that reflects the company's stand-alone selling prices of the additional promised goods or services and any appropriate adjustments to that price to reflect the circumstances of the particular contract.

### **STEP 2: IDENTIFYING PERFORMANCE OBLIGATIONS:**

**At contract inception, the Company assesses the goods or services promised in a contract with a customer and identify as a performance obligation each promise to transfer to the customer either:**

- a. a good or service (or a bundle of goods or services) that is distinct; or
- b. a series of distinct goods or services that are substantially the same and that have the same pattern of transfer to the customer.

### **STEP 3: DETERMINING THE TRANSACTION PRICE**

The Company consider the terms of the contract and its customary business practices to determine the transaction price. The transaction price is the amount of consideration to which the company expects to be entitled in exchange for transferring promised goods or services to a customer, excluding amounts collected on behalf of third parties. The consideration promised in a contract with a customer may include fixed amounts, variable amounts, or both.

**When determining the transaction price, an Company consider the effects of all of the following:**

- Variable consideration;
- Constraining estimates of variable consideration;
- The existence of significant financing component;
- Non – cash consideration;
- Consideration payable to a customer.

An amount of consideration can vary because of discounts, rebates, refunds, credits, price concessions, incentives, performance bonuses, or other similar items. The promised consideration can also vary if the company's entitlement to the consideration is contingent on the occurrence or non-occurrence of a future event.

In some contracts, penalties are specified. In such cases, penalties are accounted for as per the substance of the contract. Where the penalty is inherent in determination of transaction price, it forms part of variable consideration.

The Company includes in the transaction price some or all of an amount of estimated variable consideration only to the extent that it is highly probable that a significant reversal in the amount of cumulative revenue recognized will not occur when the uncertainty associated with the variable consideration is subsequently resolved.

The Company does not adjust the promised amount of consideration for the effects of a significant financing component if it expects, at contract inception, that the period between when it transfers a promised goods or service to a customer and when the customer pays for that good or service will be one year or less.

The Company recognizes a refund liability if the Company receives consideration from a customer and expects to refund some or all of that consideration to the customer. A refund liability is measured at the amount of consideration received (or receivable) for which the company does not expect to be entitled (i.e. amounts not included in the transaction price). The refund liability (and corresponding change in the transaction price and, therefore, the contract liability) is updated at the end of each reporting period for changes in circumstances.

After contract inception, the transaction price can change for various reasons, including the resolution of uncertain events or other changes in circumstances that change the amount of consideration to which the Company expects to be entitled in exchange for the promised goods or services.

#### **STEP 4: ALLOCATING THE TRANSACTION PRICE:**

The objective when allocating the transaction price is for the Company to allocate the transaction price to each performance obligation (or distinct good or service) in an amount that depicts the amount of consideration to which the Company expects to be entitled in exchange for transferring the promised goods or services to the customer.

To allocate the transaction price to each performance obligation on a relative stand-alone selling price basis, the Company determines the stand-alone selling price at contract inception of the distinct good or service underlying each performance obligation in the contract and allocates the transaction price in proportion to those stand-alone selling prices.

#### **STEP 5: RECOGNIZING REVENUE:**

The Company recognizes revenue when (or as) the Company satisfies a performance obligation by transferring a promised good or service to a customer. A good or service is transferred when (or as) the customer obtains control of that good or service.

**The Company transfers control of a good or service over time and, therefore, satisfies a performance obligation and recognizes revenue over time, if one of the following criteria is met:**

- a. The customer simultaneously receives and consumes the benefits provided by the company's performance as the Company performs;
- b. The Company's performance creates or enhances an asset that the customer controls as the asset is created or enhanced;
- c. The Company's performance does not create an asset with an alternative use to the Company and the Company has an enforceable right to payment for performance completed to date.

For each performance obligation satisfied over time, the Company recognizes revenue over time by measuring the progress towards complete satisfaction of that performance obligation.

The Company applies a single method of measuring progress for each performance obligation satisfied over time and the Company applies that method consistently to similar performance obligations and in similar circumstances. At the end of each reporting period, the Company re-measures its progress towards complete satisfaction of a performance obligation satisfied over time.

Company apply output methods to recognize revenue on the basis of direct measurements of the value to the customer of the goods or services transferred to date relative to the remaining goods or services promised under the contract. Output methods include methods such as surveys of performance completed to date, appraisals of results achieved, milestones reached, time elapsed and units produced or units delivered.

As circumstances change over time, the Company updates its measure of progress to reflect any changes in the outcome of the performance obligation. Such changes to the Company's measure of progress is accounted for as a change in accounting estimate in accordance with Ind AS 8, Accounting Policies, Changes in Accounting Estimates and Errors.

The Company recognizes revenue for a performance obligation satisfied over time only if the Company can reasonably measure its progress towards complete satisfaction of the performance obligation. When (or as) a performance obligation is satisfied, the company recognize as revenue the amount of the transaction price (which excludes estimates of variable consideration that are constrained that is allocated to that performance obligation.

**If a performance obligation is not satisfied over time, the Company satisfies the performance obligation at a point in time. To determine the point in time at which a customer obtains control of a promised good or service and the Company satisfies a performance obligation, the Company considers indicators of the transfer of control, which include, but are not limited to, the following:**

- A. the company has a present right to payment for the good or service;
- B. the customer has legal title to the good or service;
- C. the company has transferred physical possession of the good or service;
- D. the customer has the significant risks and rewards of ownership of the good or service;
- E. the customer has accepted the good or service

When either party to a contract has performed, the Company presents the contract in the balance sheet as a contract asset or a contract liability, depending on the relationship between the company's performance and the customer's payment. The Company presents any unconditional rights to consideration separately as a receivable.

#### **CONTRACT ASSETS:**

A contract asset is the right to consideration in exchange for goods or services transferred to the customer. If the Company performs by transferring goods or services to a customer before the customer pays consideration or before payment is due, a contract asset is recognized for the earned consideration that is conditional.

#### **TRADE RECEIVABLES:**

A receivable represents the Company's right to an amount of consideration that is unconditional (i.e., only the passage of time is required before payment of the consideration is due).

#### **CONTRACT LIABILITIES:**

A contract liability is the obligation to transfer goods or services to a customer for which the Company has received consideration (or an amount of consideration is due) from the customer. If a customer pays consideration before the Company transfers goods or services to the customer, a contract liability is recognized when the payment made or due (whichever is earlier). Contract liabilities are recognized as revenue when the Company performs under the acontract.

**INTEREST:**

Interest income is recognised using the Effective Interest Method.

**DIVIDEND:**

Dividend income from investments is recognised when the rights to receive payment is established.

**OTHER CLAIMS:**

Other claims (including interest on delayed realization from customers) are accounted for, when there is certainty of realisation and can be measured reliably.

**4. GRANTS FROM GOVERNMENT**

Government Grants are not recognised until there is reasonable assurance that the company will comply with the conditions attached to them and that there is reasonable certainty that grants will be received.

Government grants are recognised in Statement of Profit & Loss on a systematic basis over the periods in which the company recognises as expenses the related costs for which the grants are intended to compensate.

Government Grants/assistance related to assets are presented in the balance sheet by setting up the grant as deferred income and are recognised in Statement of Profit and Loss on systematic basis over the useful life of asset.

Grants related to income (i.e. grant related to other than assets) are presented as part of statement of profit and loss under the head 'Other Income'.

A government grant that becomes receivable as compensation for expenses or losses already incurred or for the purpose of giving immediate financial support to the Company with no future related costs, is recognised in profit or loss of the period in which it becomes receivable.

The Government grants or in the nature of promoters contribution are recognised directly in “Capital Reserve” which forms part of the “Shareholders fund”.

**5. LEASES (IND AS 116)**

A contract is, or contains, a lease if the contract conveys the right to control the use of an identified asset for a period of time in exchange for consideration.

**COMPANY AS A LESSEE**

At the commencement date, a lessee shall recognise a right-of-use asset at cost and a lease liability at the present value of the lease payments that are not paid at that date.

Subsequently, right-of-use asset is measured using cost model whereas, the lease liability is measured by increasing the carrying amount to reflect interest on the lease liability, reducing the carrying amount to reflect the lease payments made and re-measuring the carrying amount to reflect any reassessment or lease modifications.

**COMPANY AS A LESSOR**

All leases as either an operating lease or a finance lease.

A lease is classified as a finance lease if it transfers substantially all the risks and rewards incidental to ownership of an underlying asset. A lease is classified as an operating lease if it does not transfer substantially all the risks and rewards incidental to ownership of an underlying asset

**OPERATING LEASES :**

Lease payments from operating leases are recognised as income on either a straight-line basis unless another systematic basis is more representative of the pattern in which benefit from the use of the underlying asset is diminished.

## **FINANCE LEASES :**

Assets held under a finance lease is initially recognised in its balance sheet and presents them as a receivable at an amount equal to the net investment in the lease using the interest rate implicit in the lease to measure the net investment in the lease.

Subsequently, finance income is recognised over the lease term, based on a pattern reflecting a constant periodic rate of return on the lessor's net investment in the lease.”

## **6. NON-CURRENT ASSETS HELD FOR SALE**

The Company classifies non-current assets and (or disposal groups) as held for sale if their carrying amounts will be recovered principally through a sale rather than through continuing use. Actions required to complete the sale should indicate that it is unlikely that significant changes to the sale will be made or that the decision to sell will be withdrawn. Management must be committed to the sale expected within one year from the date of classification. For these purposes, sale transactions include exchanges of non-current assets for other non-current assets when the exchange has commercial substance. The criteria for held for sale classification is regarded met only when the assets or disposal group is available for immediate sale in its present condition, subject only to terms that are usual and customary for sales of such assets (or disposal groups), its sale is highly probable; and it will genuinely be sold, not abandoned. The Company treats sale of the asset or disposal group to be highly probable when:

- The appropriate level of management is committed to a plan to sell the asset (or disposal group),
- An active programme to locate a buyer and complete the plan has been initiated
- The asset (or disposal group) is being actively marketed for sale at a price that is reasonable in relation to its current fair value,
- The sale is expected to qualify for recognition as a completed sale within one year from the date of classification, and
- Actions required to complete the plan indicate that it is unlikely those significant changes to the plan will be made or that the plan will be withdrawn.

## **7. Property, Plant And Equipment (PPE)**

Land is carried at historical cost. Historical cost includes expenditure which are directly attributable to the acquisition of the land like, rehabilitation expenses, resettlement cost and compensation in lieu of employment incurred for concerned displaced persons etc.

After recognition, an item of all otherProperty, plant and equipmentare carried at its cost less any accumulated depreciation and any accumulated impairment losses under Cost Model. The cost of an item of property, plant and equipment comprises:

- a. its purchase price, including import duties and non-refundable purchase taxes, after deducting trade discounts and rebates.
- b. any costs directly attributable to bringing the asset to the location and condition necessary for it to be capable of operating in the manner intended by management.
- c. the initial estimate of the costs of dismantling and removing the item and restoring the site on which it is located, the obligation for which the Company incurs either when the item is acquired or as a consequence of having used the item during a particular period for purposes other than to produce inventories during that period.

Each part of an item of property, plant and equipment with a cost that is significant in relation to the total cost of the item depreciated separately. However, significant part(s) of an item of PPE having same useful life and depreciation method are grouped together in determining the depreciation charge.

Costs of the day-to-day servicing described as for the 'repairs and maintenance' are recognised in the statement of profit and loss in the period in which the same are incurred.

Subsequent cost of replacing parts significant in relation to the total cost of an item of property, plant and equipment are recognised in the carrying amount of the item, if it is probable that future economic benefits associated with the item will flow to the Company; and the cost of the item can be measured reliably. The carrying amount of those parts that are replaced is derecognised in accordance with the derecognition policy mentioned below.

When major inspection is performed, its cost is recognised in the carrying amount of the item of property, plant and equipment as a replacement if it is probable that future economic benefits associated with the item will flow to the Company; and the cost of the item can be measured reliably. Any remaining carrying amount of the cost of the previous inspection (as distinct from physical parts) is derecognised.

An item of Property, plant or equipment is derecognised upon disposal or when no future economic benefits are expected from the continued use of assets. Any gain or loss arising on such derecognition of an item of property plant and equipment is recognised in profit and Loss.

Depreciation on property, plant and equipment, except freehold land, is provided as per cost model on straight line basis over the estimated useful lives of the asset as follows:

Other Land (incl. Leasehold Land)	: Life of the project or lease term whichever is lower
Building	: 3-60 years
Roads	: 3-10 years
Telecommunication	: 3-9 years
Railway Sidings	: 15 years
Plant and Equipment	: 5-30 years
Computers and Laptops	: 3 Years
Office equipment	: 3-6 years
Furniture and Fixtures	: 10 years
Vehicles	: 8-10 years

Based on technical evaluation, the management believes that the useful lives given above best represents the period over which the management expects to use the asset. Hence the useful lives of the assets may be different from useful lives as prescribed under Part C of schedule II of companies act, 2013.

The estimated useful life of the assets is reviewed at the end of each financial year.

The residual value of Property, plant and equipment is considered as 5% of the original cost of the asset except some items of assets such as, Coal tub, winding ropes, haulage ropes, stowing pipes & safety lamps etc. for which the technically estimated useful life has been determined to be one year with nil residual value.

Depreciation on the assets added / disposed of during the year is provided on pro-rata basis with reference to the month of addition / disposal.

Value of “Other Land” includes land acquired under Coal Bearing Area (Acquisition & Development) (CBA) Act, 1957, Land Acquisition Act, 1894, Right to Fair Compensation and Transparency in Land Acquisition, Rehabilitation and Resettlement (RFCTLAAR) Act, 2013, Long term transfer of government land etc., which is amortised on the basis of the balance life of the project; and in case of Leasehold lands such amortisation is based on lease period or balance life of the project whichever is lower.

Fully depreciated assets, retired from active use are disclosed separately as surveyed off assets at its residual value under Property, plant Equipment and are tested for impairment. Capital Expenses incurred by the company on construction/ development of certain assets which are essential for production, supply of goods or for the access to any existing Assets of the company are recognised as Enabling Assets under Property, Plant and Equipment.

### **TRANSITION TO IND AS**

The company elected to continue with the carrying value as per cost model (for all of its property, plant and equipment as recognised in the financial statements as at the date of transition to Ind ASs, measured as per the previous GAAP.

### **8. MINE CLOSURE, SITE RESTORATION AND DECOMMISSIONING OBLIGATION**

The company's obligation for land reclamation and decommissioning of structures consists of spending at both surface and underground mines in accordance with the guidelines from Ministry of Coal, Government of India. The company estimates its obligation for Mine Closure, Site Restoration and Decommissioning based upon detailed calculation and technical assessment of the amount and timing of the future cash spending to perform the required work. Mine Closure expenditure is provided as per approved Mine Closure Plan. The estimates of expenses are escalated for inflation, and then discounted at a discount rate that reflects current market assessment of the time value of money and the risks, such that the amount of provision reflects the present value of the expenditures expected to be required to settle the obligation. The company records a corresponding asset associated with the liability for final reclamation and mine closure. The obligation and corresponding assets are recognised in the period in which the liability is incurred. The asset representing the total site restoration cost (as estimated by Central Mine Planning and Design Institute Limited) as per mine closure plan is recognised as a separate item in PPE and amortised over the balance project/mine life.

The value of the provision is progressively increased over time as the effect of discounting unwinds; creating an expense recognised as financial expenses. Further, a specific escrow fund account is maintained for this purpose as per the approved mine closure plan.

The progressive mine closure expenses incurred on year to year basis forming part of the total mine closure obligation is initially recognised as receivable from escrow account and thereafter adjusted with the obligation in the year in which the amount is withdrawn after the concurrence of the certifying agency.

### **9. EXPLORATION AND EVALUATION ASSETS**

Exploration and evaluation assets comprise capitalised costs which are attributable to the search for coal and related resources, pending the determination of technical feasibility and the assessment of commercial viability of an identified resource which comprises inter alia the following:

- acquisition of rights to explore;
- researching and analysing historical exploration data;

- gathering exploration data through topographical, geo chemical and geo physical studies;
- exploratory drilling, trenching and sampling;
- determining and examining the volume and grade of the resource;
- surveying transportation and infrastructure requirements;
- Conducting market and finance studies.

The above includes employee remuneration, cost of materials and fuel used, payments to contractors etc.

As the intangible component represents an insignificant/indistinguishable portion of the overall expected tangible costs to be incurred and recouped from future exploitation, these costs along with other capitalised exploration costs are recorded as exploration and evaluation asset.

Exploration and evaluation costs are capitalised on a project by project basis pending determination of technical feasibility and commercial viability of the project and disclosed as a separate line item under non-current assets. They are subsequently measured at cost less accumulated impairment/provision.

Once proved reserves are determined and development of mines/project is sanctioned, exploration and evaluation assets are transferred to “Development” under capital work in progress. However, if proved reserves are not determined, the exploration and evaluation asset is derecognised.

## **10. DEVELOPMENT EXPENDITURE**

When proved reserves are determined and development of mines/project is sanctioned, capitalised exploration and evaluation cost is recognised as assets under construction and disclosed as a component of capital work in progress under the head “Development”. All subsequent development expenditure is also capitalised. The development expenditure capitalised is net of proceeds from the sale of coal extracted during the development phase.

## **COMMERCIAL OPERATION**

The project/mines are brought to revenue; when commercial readiness of a project/mine to yield production on a sustainable basis is established either on the basis of conditions specifically stated in the project report or on the basis of the following criteria:

- a. From beginning of the financial year immediately after the year in which the project achieves physical output of 25% of rated capacity as per approved project report, or
- b. 2 years of touching of coal, or
- c. From the beginning of the financial year in which the value of production is more than total, expenses.

Whichever event occurs first;

On being brought to revenue, the assets under capital work in progress are reclassified as a component of property, plant and equipment under the nomenclature “Other Mining Infrastructure”. Other Mining Infrastructure are amortised from the year when the mine is brought under revenue in 20 years or working life of the project whichever is less.

## **11. INTANGIBLE ASSETS**

Intangible assets acquired separately are measured on initial recognition at cost. The cost of intangible assets acquired in a business combination is their fair value at the date of acquisition. Following initial recognition, intangible assets are carried at cost less any accumulated amortisation (calculated on a straight-line basis over their useful lives) and accumulated impairment losses, if any.

Internally generated intangibles, excluding capitalised development costs, are not capitalised. Instead, the related expenditure is recognised in the statement of profit and loss and other comprehensive income in the period in which the expenditure is incurred. The useful lives of intangible assets are assessed as either finite or indefinite. Intangible assets with finite lives are amortised over their useful economic lives and assessed for impairment whenever there is an indication that the intangible asset may be impaired. The amortisation period and the amortisation method for an intangible asset with a finite useful life are reviewed at least at the end of each reporting period. Changes in the expected useful life or the expected pattern of consumption of future economic benefits embodied in the asset are considered to modify the amortisation period or method, as appropriate, and are treated as changes in accounting estimates. The amortisation expense on intangible assets with finite lives is recognised in the statement of profit and loss.

An intangible asset with an indefinite useful life is not amortised but is tested for impairment at each reporting date. Gains or losses arising from derecognition of an intangible asset are measured as the difference between the net disposal proceeds and the carrying amount of the asset and are recognised in the statement of profit and loss

Exploration and Evaluation assets attributable to blocks identified for sale or proposed to be sold to outside agencies (i.e. for blocks not earmarked for CIL) are however, classified as Intangible Assets and tested for impairment.

Research and Development is recognised as an expenditure as and when incurred.

## **12. IMPAIRMENT OF ASSETS (OTHER THAN FINANCIAL ASSETS)**

The Company assesses at the end of each reporting period whether there is any indication that an asset may be impaired. If any such indication exists, the Company estimates the recoverable amount of the asset. An asset's recoverable amount is the higher of the asset's or cash-generating unit's value in use and its fair value less costs of disposal, and is determined for an individual asset, unless the asset does not generate cash inflows that are largely independent of those from other assets or groups of assets, in which case the recoverable amount is determined for the cash-generating unit to which the asset belongs. Company considers individual mines as separate cash generating units for the purpose of test of impairment.

If the recoverable amount of an asset is estimated to be less than its carrying amount, the carrying amount of the asset is reduced to its recoverable amount and the impairment loss is recognised in the Statement of Profit and Loss.

## **13. INVESTMENT PROPERTY**

Property (land or a building or part of a building or both) held to earn rentals or for capital appreciation or both, rather than for, use in the production or supply of goods or services or for administrative purposes; or sale in the ordinary course of businesses are classified as investment property.

Investment property is measured initially at its cost, including related transaction costs and where applicable borrowing costs.

Investment properties are depreciated using the straight-line method over their estimated useful lives.

## **14. FINANCIAL INSTRUMENTS**

A financial instrument is any contract that gives rise to a financial asset of one entity and a financial liability or equity instrument of another entity.

### **14.1. FINANCIAL ASSETS**

#### **14.1.1. INITIAL RECOGNITION AND MEASUREMENT**

All financial assets are recognised initially at fair value, in the case of financial assets not recorded at fair value through profit or loss, plus transaction costs that are attributable to the acquisition of the financial asset. Purchases or sales of financial assets that require delivery of assets within a time frame established by regulation or convention in the market place (regular way trades) are recognised on the trade date, i.e., the date that the Company commits to purchase or sell the asset.

#### **14.1.2. SUBSEQUENT MEASUREMENT**

For purposes of subsequent measurement, financial assets are classified in four categories:

- Debt instruments at amortised cost
- Debt instruments at fair value through other comprehensive income (FVTOCI)
- Debt instruments, derivatives and equity instruments at fair value through profit or loss (FVTPL)
- Equity instruments measured at fair value through other comprehensive income (FVTOCI)

##### **14.1.2.1. DEBT INSTRUMENTS AT AMORTISED COST**

A 'debt instrument' is measured at the amortised cost if both the following conditions are met:

- a. The asset is held within a business model whose objective is to hold assets for collecting contractual cash flows, and
- b. Contractual terms of the asset give rise on specified dates to cash flows that are solely payments of principal and interest (SPPI) on the principal amount outstanding.

After initial measurement, such financial assets are subsequently measured at amortised cost using the effective interest rate (EIR) method. Amortised cost is calculated by taking into account any discount or premium on acquisition and fees or costs that are an integral part of the EIR. The EIR amortisation is included in finance income in the profit or loss. The losses arising from impairment are recognised in the profit or loss.

##### **14.1.2.2. DEBT INSTRUMENT AT FVTOCI**

A 'debt instrument' is classified as at the FVTOCI if both of the following criteria are met:

- a. The objective of the business model is achieved both by collecting contractual cash flows and selling the financial assets, and
- b. The asset's contractual cash flows represent SPPI.

Debt instruments included within the FVTOCI category are measured initially as well as at each reporting date at fair value. Fair value movements are recognized in the other comprehensive income (OCI). However, the Company recognizes interest income, impairment losses & reversals and foreign exchange gain or loss in the P&L. On derecognition of the asset, cumulative gain or loss previously recognised in OCI is reclassified from the equity to P&L. Interest earned whilst holding FVTOCI debt instrument is reported as interest income using the EIR method.

#### **14.1.2.3. DEBT INSTRUMENT AT FVTPL**

FVTPL is a residual category for debt instruments. Any debt instrument, which does not meet the criteria for categorization as at amortized cost or as FVTOCI, is classified as at FVTPL.

In addition, the Company may elect to designate a debt instrument, which otherwise meets amortized cost or FVTOCI criteria, as at FVTPL. However, such election is allowed only if doing so reduces or eliminates a measurement or recognition inconsistency (referred to as 'accounting mismatch'). The Company has not designated any debt instrument as at FVTPL.

Debt instruments included within the FVTPL category are measured at fair value with all changes recognized in the P&L.

#### **14.1.2.4. DERECOGNITION**

A financial asset (or, where applicable, a part of a financial asset or part of a group of similar financial assets) is primarily derecognised (i.e. removed from the balance sheet) when:

- The rights to receive cash flows from the asset have expired, or
- The Company has transferred its rights to receive cash flows from the asset or has assumed an obligation to pay the received cash flows in full without material delay to a third party under a 'pass-through' arrangement; and either (a) the Company has transferred substantially all the risks and rewards of the asset, or (b) the Company has neither transferred nor retained substantially all the risks and rewards of the asset, but has transferred control of the asset.

When the Company has transferred its rights to receive cash flows from an asset or has entered into a pass-through arrangement, it evaluates if and to what extent it has retained the risks and rewards of ownership. When it has neither transferred nor retained substantially all of the risks and rewards of the asset, nor transferred control of the asset, the Company continues to recognise the transferred asset to the extent of the Company's continuing involvement. In that case, the Company also recognises an associated liability. The transferred asset and the associated liability are measured on a basis that reflects the rights and obligations that the Company has retained. Continuing involvement that takes the form of a guarantee over the transferred asset is measured at the lower of the original carrying amount of the asset and the maximum amount of consideration that the Company could be required to repay.

#### **14.1.2.5. IMPAIRMENT OF FINANCIAL ASSETS(OTHER THAN FAIR VALUE)**

In accordance with Ind AS 109, the Company applies expected credit loss (ECL) model for measurement and recognition of impairment loss on the following financial assets and credit risk exposure:

- a. Financial assets that are debt instruments, and are measured at amortised cost e.g., loans, debt securities, deposits, trade receivables and bank balance;
- b. Financial assets that are debt instruments and are measured as at FVTOCI;  
Lease receivables under Ind AS 17; and
- c. Trade receivables or any contractual right to receive cash or another financial asset that result from transactions that are within the scope of Ind AS 11 and Ind AS 18.

The Company follows 'simplified approach' for recognition of impairment loss allowance on:

- Trade receivables or contract revenue receivables; and
- All lease receivables resulting from transactions within the scope of Ind AS 17

The application of simplified approach does not require the Company to track changes in credit risk. Rather, it recognises impairment loss allowance based on lifetime ECLs at each reporting date, right from its initial recognition.

## **14.2. FINANCIAL LIABILITIES**

### **14.2.1. INITIAL RECOGNITION AND MEASUREMENT**

The Company's financial liabilities include trade and other payables, loans and borrowings including bank overdrafts.

All financial liabilities are recognised initially at fair value and, in the case of loans and borrowings and payables, net of directly attributable transaction costs.

### **14.2.2. SUBSEQUENT MEASUREMENT**

The measurement of financial liabilities depends on their classification, as described below:

#### **14.2.2.1. FINANCIAL LIABILITIES AT FAIR VALUE THROUGH PROFIT OR LOSS**

Financial liabilities at fair value through profit or loss include financial liabilities held for trading and financial liabilities designated upon initial recognition as at fair value through profit or loss. Financial liabilities are classified as held for trading if they are incurred for the purpose of repurchasing in the near term. This category also includes derivative financial instruments entered into by the Company that are not designated as hedging instruments in hedge relationships as defined by Ind AS 109. Separated embedded derivatives are also classified as held for trading unless they are designated as effective hedging instruments.

Gains or losses on liabilities held for trading are recognised in the profit or loss.

Financial liabilities designated upon initial recognition at fair value through profit or loss are designated as such at the initial date of recognition, and only if the criteria in Ind AS 109 are satisfied. For liabilities designated as FVTPL, fair value gains/ losses attributable to changes in own credit risks are recognized in OCI. These gains/ loss are not subsequently transferred to P&L. However, the Company may transfer the cumulative gain or loss within equity. All other changes in fair value of such liability are recognised in the statement of profit and loss. The Company has not designated any financial liability as at fair value through profit and loss.

#### **14.2.2.2. FINANCIAL LIABILITIES AT AMORTISED COST**

After initial recognition, these are subsequently measured at amortised cost using the effective interest rate method. Gains and losses are recognised in profit or loss when the liabilities are derecognised as well as through the effective interest rate amortisation process. Amortised cost is calculated by taking into account any discount or premium on acquisition and fees or costs that are an integral part of the effective interest rate. The effective interest rate amortisation is included as finance costs in the statement of profit and loss. This category generally applies to borrowings.

#### **14.2.2.3. DERECOGNITION**

A financial liability is derecognised when the obligation under the liability is discharged or cancelled or expires. When an existing financial liability is replaced by another from the same lender on substantially different terms, or the terms of an existing liability are substantially modified, such an exchange or modification is treated as the derecognition of the original liability and the recognition of a new liability. The difference between the carrying amount of a financial liability (or part of a financial liability) extinguished or transferred to another party and the consideration paid, including any non-cash assets transferred or liabilities assumed, shall be recognised in profit or loss.

### 14.3. RECLASSIFICATION OF FINANCIAL ASSETS

The Company determines classification of financial assets and liabilities on initial recognition. After initial recognition, no reclassification is made for financial assets which are equity instruments and financial liabilities. For financial assets which are debt instruments, a reclassification is made only if there is a change in the business model for managing those assets. Changes to the business model are expected to be infrequent. The Company's senior management determines change in the business model as a result of external or internal changes which are significant to the Company's operations. Such changes are evident to external parties. A change in the business model occurs when the Company either begins or ceases to perform an activity that is significant to its operations. If Company reclassifies financial assets, it applies the reclassification prospectively from the reclassification date which is the first day of the immediately next reporting period following the change in business model. The Company does not restate any previously recognised gains, losses (including impairment gains or losses) or interest. The following table shows various reclassifications and how they are accounted for

Original classification	Revised classification	Accounting treatment
Amortised cost	FVTPL	Fair value is measured at reclassification date. Difference between previous amortized cost and fair value is recognised in P&L.
FVTPL	Amortised Cost	Fair value at reclassification date becomes its new gross carrying amount. EIR is calculated based on the new gross carrying amount.
Amortised cost	FVTOCI	Fair value is measured at reclassification date. Difference between previous amortised cost and fair value is recognised in OCI. No change in EIR due to reclassification.
FVTOCI	Amortised cost	Fair value at reclassification date becomes its new amortised cost carrying amount. However, cumulative gain or loss in OCI is adjusted against fair value. Consequently, the asset is measured as if it had always been measured at amortised cost.
FVTPL	FVTOCI	Fair value at reclassification date becomes its new carrying amount. No other adjustment is required.
FVTOCI	FVTPL	Assets continue to be measured at fair value. Cumulative gain or loss previously recognized in OCI is reclassified to P&L at the reclassification date.

### 14.4. OFFSETTING OF FINANCIAL INSTRUMENTS

Financial assets and financial liabilities are offset and the net amount is reported in the balance sheet if there is a currently enforceable legal right to offset the recognised amounts and there is an intention to settle on a net basis, to realise the assets and settle the liabilities simultaneously.

### 15. BORROWING COSTS

Borrowing costs are expensed as and when incurred except where they are directly attributable to the acquisition, construction or production of qualifying assets i.e. the assets that necessarily takes substantial period of time to get ready for its intended use, in which case they are capitalised as part of the cost of those asset up to the date when the qualifying asset is ready for its intended use.

### 16. TAXATION

Income tax expense represents the sum of the tax currently payable and deferred tax.

Current tax is the amount of income taxes payable (recoverable) in respect of the taxable profit (tax loss) for a period. Taxable profit differs from "profit before income tax" as reported in the statement of profit and loss and other comprehensive income because it excludes items of income or expense that are taxable or deductible in other years and it further excludes items that are never taxable or deductible. The company's liability for current tax is calculated using tax rates that have been enacted or substantively enacted by the end of the reporting period.

Deferred tax liabilities are generally recognised for all taxable temporary differences. Deferred tax assets are generally recognised for all deductible temporary difference to the extent that it is probable that taxable profits will be available against which those deductible temporary differences can be utilised. Such assets and liabilities are not recognised if the temporary difference arises from goodwill or from the initial recognition (other than in a business combination) of other assets and liabilities in a transaction that affects neither the taxable profit nor the accounting profit.

Deferred tax liabilities are recognised for taxable temporary differences associated with investments in subsidiaries and associates, except where the company is able to control the reversal of the temporary difference and it is probable that the temporary difference will not reverse in the foreseeable future. Deferred tax assets arising from deductible temporary differences associated with such investments and interests are only recognised to the extent that it is probable that there will be sufficient taxable profits against which to utilise the benefits of the temporary differences.

The carrying amount of deferred tax assets is reviewed at the end of each reporting period and reduced to the extent that it is no longer probable that sufficient taxable profits will be available to allow all or part of the asset to be recovered. Unrecognised deferred tax assets are reassessed at the end of each reporting year and are recognised to the extent that it has become probable that sufficient taxable profit will be available to allow all or part of the deferred tax asset to be recovered.

Deferred tax assets and liabilities are measured at the tax rates that are expected to apply in the period in which the liability is settled or the asset is realised, based on tax rate (and tax laws) that have been enacted or substantively enacted by the end of the reporting period.

The measurement of deferred tax liabilities and assets reflects the tax consequences that would follow from the manner in which the company expects, at the end of the reporting period, to recover or settle the carrying amount of its assets and liabilities.

Current and deferred tax are recognised in profit or loss, except when they relate to items that are recognised in other comprehensive income or directly in equity, in which case, the current and deferred tax are also recognised in other comprehensive income or directly in equity respectively. Where current tax or deferred tax arises from the initial accounting for a business combination, the tax effect is included in the accounting for the business combination.

## **17. EMPLOYEE BENEFITS**

### **17.1. SHORT-TERM BENEFITS**

Short-term employee benefits are employee benefits (other than termination benefits) that are expected to be settled wholly before twelve months after the end of the annual reporting period in which the employees render the related service.

All short term employee benefits are recognized in the period in which the services are rendered by employees.

### **17.2. POST-EMPLOYMENT BENEFITS AND OTHER LONG TERM EMPLOYEE BENEFITS**

#### **17.2.1. DEFINED CONTRIBUTIONS PLANS**

A defined contribution plan is a post-employment benefit plan for Provident fund and Pension under which the company pays fixed contribution into fund maintained by a separate statutory body (Coal Mines Provident Fund) constituted under an enactment of law and the company will have no legal or constructive obligation to pay further amounts. Obligations for contributions to defined contribution plans are recognised as an employee benefit expense in the statement of profit and loss in the periods during which services are rendered by employees.

### **17.2.2. DEFINED BENEFITS PLANS**

A defined benefit plan is a post-employment benefit plan other than a defined contribution plan. The company's net obligation in respect of defined benefit plans is calculated by estimating the amount of future benefit that employees have earned in return of their service in the current and prior periods. The benefit is discounted to determine its present value and reduced by the fair value of plan assets, if any. The discount rate is based on the prevailing market yields of Indian Government securities as at the reporting date that have maturity dates approximating the terms of the company's obligations and that are denominated in the same currency in which the benefits are expected to be paid.

The application of actuarial valuation involves making assumptions about discount rate, expected rates of return on assets, future salary increases, mortality rates etc. Due to the long term nature of these plans, such estimates are subject to uncertainties. The calculation is performed at each balance sheet by an actuary using the projected unit credit method. When the calculation results in to the benefit to the company, the recognised asset is limited to the present value of the economic benefits available in the form of any future refunds from the plan or reduction in future contributions to the plan. An economic benefit is available to the company if it is realisable during the life of the plan, or on settlement of plan liabilities.

Re-measurement of the net defined benefit liability, which comprise actuarial gain and losses considering the return on plan assets (excluding interest) and the effects of the assets ceiling (if any, excluding interest) are recognised immediately in the other comprehensive income. The company determines the net interest expense (income) on the net defined benefit liability (asset) for the period by applying the discount rate used to measure the defined benefit obligation at the beginning of the annual period to the then net defined benefit liability (asset), taking into account any changes in the net defined benefit liability (asset) during the period as a result of contributions and benefit payments. Net interest expense and other expenses related to defined benefit plans are recognised in profit and loss.

When the benefits of the plan are improved, the portion of the increased benefit relating to past service by employees is recognised as expense immediately in the statement of profit and loss.

### **17.3. OTHER LONG-TERM EMPLOYEE BENEFITS**

Other long-term employee benefits are all employee benefits other than short-term employee benefits, post-employment benefits and termination benefits. Other long-term employee benefits include items which are not expected to be settled wholly before twelve months after the end of the annual reporting period in which the employees render the related service.

For other long-term employee benefits, net total of the following amounts is recognized in the statement of profit or loss:

- (a) Service cost
- (b) Net interest on the net defined benefit liability (asset)
- (c) Re-measurements of the net defined benefit liability (asset)

### **18. FOREIGN CURRENCY**

The company's reported currency and the functional currency for majority of its operations is in Indian Rupees (INR) being the principal currency of the economic environment in which it operates.

Transactions in foreign currencies are converted into the reported currency of the company using the exchange rate prevailing at the transaction date. Monetary assets and liabilities denominated in foreign currencies outstanding at the end of the reporting period are translated at the exchange rates prevailing as at the end of reporting period. Exchange differences arising on the settlement of monetary assets and liabilities or on translating monetary assets and liabilities at rates different from those at which they were translated on initial recognition during the period or in previous financial statements are recognised in statement of profit and loss in the period in which they arise.

Non-monetary items denominated in foreign currency are valued at the exchange rates prevailing on the date of transactions.

## 19. STRIPPING ACTIVITY EXPENSE/ADJUSTMENT

In case of opencast mining, the mine waste materials (“overburden”) which consists of soil and rock on the top of coal seam is required to be removed to get access to the coal and its extraction. This waste removal activity is known as 'Stripping'. In opencast mines, the company has to incur such expenses over the life of the mine (as technically estimated).

Therefore, as a policy, in the mines with rated capacity of one million tonnes per annum and above, cost of Stripping is charged on technically evaluated average stripping ratio (OB: COAL) at each mine with due adjustment for stripping activity asset and ratio-variance account after the mines are brought to revenue.

Net of balances of stripping activity asset and ratio variance at the Balance Sheet date is shown as Stripping Activity Adjustment under the head Non - Current Provisions / Other Non-Current Assets as the case may be.

The reported quantity of overburden as per record is considered in calculating the ratio for OBR accounting where the variance between reported quantity and measured quantity is within the permissible limits, as detailed hereunder:-

Annual Quantum of OBR of the Mine	Permissible limits of variance (%)
Less than 1 Mill. CUM	+/- 5%
Between 1 and 5 Mill. CUM	+/- 3%
More than 5 Mill. CUM	+/- 2%

However, where the variance is beyond the permissible limits as above, the measured quantity is considered.

In case of mines with rated capacity of less than one million tonne, the above policy is not applied and actual cost of stripping activity incurred during the year is recognised in Statement of Profit and Loss.

## 20. INVENTORIES

### 20.1. STOCK OF COAL

Inventories of coal/coke are stated at lower of cost and net realisable value. Costs of inventories are calculated using the Weighted Average method. Net realisable value represents the estimated selling price of inventories less all estimated costs of completion and costs necessary to make the sale.

Book stock of coal is considered in the financial statements where the variance between book stock and measured stock is upto +/- 5% and in cases where the variance is beyond +/- 5% the measured stock is considered. Such stock are valued at net realisable value or cost whichever is lower. Coke is considered as a part of stock of coal.

Coal & coke-fines are valued at lower of cost or net realisable value and considered as a part of stock of coal.

Slurry (coking/semi-coking), middling of washeries and by products are valued at net realisable value and considered as a part of stock of coal.

### 20.2. STORES& SPARES

The Stock of stores & spare parts (which also includes loose tools) at central & area stores are considered as per balances appearing in priced stores ledger and are valued at cost calculated on the basis of weighted average method. The inventory of stores & spare parts lying at collieries / sub-stores / drilling camps/ consuming centres are considered at the yearend only as per physically verified stores and are valued at cost.

Provisions are made at the rate of 100% for unserviceable, damaged and obsolete stores and spares and at the rate of 50% for stores & spares not moved for 5 years.

### **20.3. OTHER INVENTORIES**

Workshop jobs including work-in-progress are valued at cost. Stock of press jobs (including work in progress) and stationary at printing press and medicines at central hospital are valued at cost.

However, Stock of stationery (other than lying at printing press), bricks, sand, medicine (except at Central Hospitals), aircraft spares and scraps are not considered in inventory considering their value not being significant.

### **21. CASH AND CASH EQUIVALENT**

Cash and cash equivalent in the balance sheet comprise cash at banks and on hand and short-term deposits with an original maturity of three months or less, which are subject to an insignificant risk of changes in value. For the purpose of the consolidated statement of cash flows, cash and cash equivalents consist of cash and short-term deposits, as defined above, net of outstanding bank overdrafts as they are considered an integral part of the Company's cash management.

### **22. PROVISIONS, CONTINGENT LIABILITIES & CONTINGENT ASSETS**

Provisions are recognized when the company has a present obligation (legal or constructive) as a result of a past event, and it is probable that an outflow of economic benefits will be required to settle the obligation and a reliable estimate of the amount of the obligation can be made. Where the time value of money is material, provisions are stated at the present value of the expenditure expected to settle the obligation.

All provisions are reviewed at each balance sheet date and adjusted to reflect the current best estimate.

Where it is not probable that an outflow of economic benefits will be required, or the amount cannot be estimated reliably, the obligation is disclosed as a contingent liability, unless the probability of outflow of economic benefits is remote. Possible obligations, whose existence will only be confirmed by the occurrence or non-occurrence of one or more future uncertain events not wholly within the control of the company, are also disclosed as contingent liabilities unless the probability of outflow of economic benefits is remote.

Contingent Assets are not recognised in the financial statements. However, when the realisation of income is virtually certain, then the related asset is not a contingent asset and its recognition is appropriate.

### **23. EARNINGS PER SHARE**

Basic earnings per share are computed by dividing the net profit after tax by the weighted average number of equity shares outstanding during the period. Diluted earnings per shares is computed by dividing the profit after tax by the weighted average number of equity shares considered for deriving basic earnings per shares and also the weighted average number of equity shares that could have been issued upon conversion of all dilutive potential equity shares.

### **24. JUDGEMENTS, ESTIMATES AND ASSUMPTIONS**

The preparation of the financial statements in conformity with Ind AS requires management to make estimates, judgements and assumptions that affect the application of accounting policies and the reported amounts of assets and liabilities, the disclosures of contingent assets and liabilities at the date of financial statements and the amount of revenue and expenses during the reported period. Application of accounting policies involving complex and subjective judgements and the use of assumptions in these financial statements has been disclosed. Accounting estimates could change from period to period. Actual results could differ from those estimates. Estimates and underlying assumptions are reviewed on an ongoing basis. Revisions to accounting estimate are recognised in the period in which the estimates are revised and, if material, their effects are disclosed in the notes to the financial statements.

## **24.1. JUDGEMENTS**

In the process of applying the Company's accounting policies, management has made the following judgements, which have the most significant effect on the amounts recognised in the financial statements:

### **24.1.1. FORMULATION OF ACCOUNTING POLICIES**

Accounting policies are formulated in a manner that result in financial statements containing relevant and reliable information about the transactions, other events and conditions to which they apply. Those policies need not be applied when the effect of applying them is immaterial.

In the absence of an Ind AS that specifically applies to a transaction, other event or condition, management has used its judgement in developing and applying an accounting policy that results in information that is:

- a. relevant to the economic decision-making needs of users and
- b. reliable in that financial statements:
  - (i) represent faithfully the financial position, financial performance and cash flows of the Company; (ii) reflect the economic substance of transactions, other events and conditions, and not merely the legal form; (iii) are neutral, i.e. free from bias; (iv) are prudent; and (v) are complete in all material respects on a consistent basis

In making the judgement management refers to, and considers the applicability of, the following sources in descending order:

- a. the requirements in Ind ASs dealing with similar and related issues; and
- b. the definitions, recognition criteria and measurement concepts for assets, liabilities, income and expenses in the Framework.

In making the judgement, management considers the most recent pronouncements of International Accounting Standards Board and in absence thereof those of the other standard-setting bodies that use a similar conceptual framework to develop accounting standards, other accounting literature and accepted industry practices, to the extent that these do not conflict with the sources in above paragraph.

The Company operates in the mining sector (a sector where the exploration, evaluation, development production phases are based on the varied topographical and geo-mining terrain spread over the lease period running over decades and prone to constant changes), the accounting policies whereof have evolved based on specific industry practices supported by research committees and approved by the various regulators owing to its consistent application over the last several decades. In the absence of specific accounting literature, guidance and standards in certain specific areas which are in the process of evolution. The Company continues to strive to develop accounting policies in line with the development of accounting literature and any development therein shall be accounted for prospectively as per the procedure laid down above more particularly in Ind AS 8. The financial statements are prepared on going concern basis using accrual basis of accounting.

### **24.1.2. MATERIALITY**

Ind AS applies to items which are material. Management uses judgement in deciding whether individual items or groups of item are material in the financial statements. Materiality is judged by reference to the nature or magnitude or both of the item. The deciding factor is whether omitting or misstating or obscuring an information could individually or in combination with other information influence decisions that primary users make on the basis of the financial statements. Management also uses judgement of materiality for determining the compliance requirement of the Ind AS. Further the Company may also be required to present separately immaterial items when required by law.

W.e.f 01.04.2019, Errors/omissions discovered in the current year relating to prior periods are treated as immaterial and adjusted during the current year, if all such errors and omissions in aggregate does not exceed 1% of Total Revenue from Operations (net of statutory levies) as per last audited financial statement of the Company

### **24.1.3. OPERATING LEASE**

Company has entered into lease agreements. The Company has determined, based on an evaluation of the terms and conditions of the arrangements, such as the lease term not constituting a major part of the economic life of the commercial property and the fair value of the asset, that it retains all the significant risks and rewards of ownership of these properties and accounts for the contracts as operating leases.

## **24.2. ESTIMATES AND ASSUMPTIONS**

The key assumptions concerning the future and other key sources of estimation uncertainty at the reporting date, that have a significant risk of causing a material adjustment to the carrying amounts of assets and liabilities within the next financial year, are described below. The Company based its assumptions and estimates on parameters available when the financial statements were prepared. Existing circumstances and assumptions about future developments, however, may change due to market changes or circumstances arising that are beyond the control of the Company. Such changes are reflected in the assumptions when they occur.

### **24.2.1. IMPAIRMENT OF NON-FINANCIAL ASSETS**

There is an indication of impairment if, the carrying value of an asset or cash generating unit exceeds its recoverable amount, which is the higher of its fair value less costs of disposal and its value in use. Company considers individual mines as separate cash generating units for the purpose of test of impairment. The value in use calculation is based on a DCF model. The cash flows are derived from the budget for the next five years and do not include restructuring activities that the Company is not yet committed to or significant future investments that will enhance the asset's performance of the CGU being tested. The recoverable amount is sensitive to the discount rate used for the DCF model as well as the expected future cash-inflows and the growth rate used for extrapolation purposes. These estimates are most relevant to other mining infrastructures. The key assumptions used to determine the recoverable amount for the different CGUs, are disclosed and further explained in respective notes.

### **24.2.2. TAXES**

Deferred tax assets are recognised for unused tax losses to the extent that it is probable that taxable profit will be available against which the losses can be utilised. Significant management judgement is required to determine the amount of deferred tax assets that can be recognised, based upon the likely timing and the level of future taxable profits together with future tax planning strategies.

### **24.2.3. DEFINED BENEFIT PLANS**

The cost of the defined benefit gratuity plan and other post-employment medical benefits and the present value of the gratuity obligation are determined using actuarial valuations. An actuarial valuation involves making various assumptions that may differ from actual developments in the future. These include the determination of the discount rate, future salary increases and mortality rates.

Due to the complexities involved in the valuation and its long-term nature, a defined benefit obligation is highly sensitive to changes in these assumptions. All assumptions are reviewed at each reporting date. The parameter most subject to change is the discount rate. In determining the appropriate discount rate for plans operated in India, the management considers the interest rates of government bonds in currencies consistent with the currencies of the post-employment benefit obligation.

The mortality rate is based on publicly available mortality tables of the country. Those mortality tables tend to change only at interval in response to demographic changes.

#### **24.2.4. FAIR VALUE MEASUREMENT OF FINANCIAL INSTRUMENTS**

When the fair values of financial assets and financial liabilities recorded in the balance sheet cannot be measured based on quoted prices in active markets, their fair value is measured using generally accepted valuation techniques including the DCF model. The inputs to these models are taken from observable markets where possible, but where this is not feasible, a degree of judgement is required in establishing fair values. Judgements include considerations of inputs such as liquidity risk, credit risk, volatility and other relevant input /considerations. Changes in assumptions and estimates about these factors could affect the reported fair value of financial instruments.

#### **24.2.5. INTANGIBLE ASSET UNDER DEVELOPMENT**

The Company capitalises intangible asset under development for a project in accordance with the accounting policy. Initial capitalisation of costs is based on management's judgement that technological and economic feasibility is confirmed, usually when a project report is formulated and approved.

#### **24.2.6. PROVISION FOR MINE CLOSURE, SITE RESTORATION AND DECOMMISSIONING OBLIGATION**

In determining the fair value of the provision for Mine Closure, Site Restoration and Decommissioning Obligation, assumptions and estimates are made in relation to discount rates, the expected cost of site restoration and dismantling and the expected timing of those costs. The Company estimates provision using the DCF method considering life of the project/mine based on

- Estimated cost per hectare as specified in guidelines issued by ministry of Coal, Government of India
- The discount rate (pre tax rate) that reflect current market assessments of the time value of money and the risks specific to the liability.

#### **25. ABBREVIATION USED:**

a.	CGU	Cash generating unit
b.	DCF	Discounted Cash Flow
c.	FVTOCI	Fair value through Other Comprehensive Income
d.	FVTPL	Fair value through Profit & Loss
e.	GAAP	Generally accepted accounting principal
f.	Ind AS	Indian Accounting Standards
g.	OCI	Other Comprehensive Income
h.	P&L	Profit and Loss
i.	PPE	Property, Plant and Equipment
j.	SPPI	Solely Payment of Principal and Interest
k.	EIR	Effective Interest Rate



# BHARAT COKING COAL LIMITED

(A Miniratna Company)

## NOTES TO THE FINANCIAL STATEMENTS

### NOTE 3 : PROPERTY, PLANT AND EQUIPMENT

(₹ ' Crore)

	Freehold Land	Other Land	Land Reclamation/ Site Restoration Costs	Building (incl. water supply, roads and culverts)	Plant and Equipments	Telecommunication	Railway Sidings	Furniture and Fixtures	Office Equipments	Vehicles	Aircraft	Other Mining Infrastructure	Surveyed off Assets	Others	Total
<b>Gross Carrying Amount:</b>															
As at 1 April 2020	108.95	2.07	241.93	322.53	1,612.03	2.90	9.74	8.48	23.26	5.46	-	169.66	43.79	0.88	2,551.68
Additions	3.40	-	38.78	48.67	426.98	0.13	65.63	3.85	8.37	0.79	-	127.00	10.91	-	734.51
Deletions/Adjustments	(0.82)	-	(1.03)	-	(80.42)	-	-	-	(0.91)	(0.31)	-	(31.86)	(8.89)	-	(124.24)
<b>As at 31 March 2021</b>	<b>111.53</b>	<b>2.07</b>	<b>279.68</b>	<b>371.20</b>	<b>1,958.59</b>	<b>3.03</b>	<b>75.37</b>	<b>12.33</b>	<b>30.72</b>	<b>5.94</b>	<b>-</b>	<b>264.80</b>	<b>45.81</b>	<b>0.88</b>	<b>3,161.95</b>
As at 1 April 2021	111.53	2.07	279.68	371.20	1,958.59	3.03	75.37	12.33	30.72	5.94	-	264.80	45.81	0.88	3,161.95
Additions	3.00	26.46	14.16	29.04	254.01	182.75	6.80	1.21	16.41	15.24	-	229.67	9.44	-	788.19
Deletions/Adjustments	0.82	(0.82)	(19.96)	(2.19)	(94.11)	12.81	0.19	2.01	(5.07)	0.33	-	-	(5.90)	-	(111.89)
<b>As at 31 March 2022</b>	<b>115.35</b>	<b>27.71</b>	<b>273.88</b>	<b>398.05</b>	<b>2,118.49</b>	<b>198.59</b>	<b>82.36</b>	<b>15.55</b>	<b>42.06</b>	<b>21.51</b>	<b>-</b>	<b>494.47</b>	<b>49.35</b>	<b>0.88</b>	<b>3,838.25</b>
<b>Accumulated Depreciation and Impairment</b>															
As at 1 April 2020	-	0.87	68.71	72.61	844.98	0.64	4.33	4.97	8.95	2.86	-	121.35	1.08	-	1,131.35
Charge for the year	-	0.17	20.44	14.90	151.47	0.30	5.68	1.07	6.65	0.27	-	7.37	-	-	208.32
Impairment	-	-	-	-	1.24	-	-	-	-	-	-	4.30	-	-	5.54
Deletions/Adjustments	-	-	-	2.41	(69.82)	-	-	-	(0.71)	-	-	-	-	-	(68.12)
<b>As at 31 March 2021</b>	<b>-</b>	<b>1.04</b>	<b>89.15</b>	<b>89.92</b>	<b>927.87</b>	<b>0.94</b>	<b>10.01</b>	<b>6.04</b>	<b>14.89</b>	<b>3.13</b>	<b>-</b>	<b>133.02</b>	<b>1.08</b>	<b>-</b>	<b>1,277.09</b>
As at 1 April 2021	-	1.04	89.15	89.92	927.87	0.94	10.01	6.04	14.89	3.13	-	133.02	1.08	-	1,277.09
Charge for the year	-	0.07	16.87	14.79	147.22	25.29	6.67	1.90	7.17	3.86	-	57.74	-	-	281.58
Impairment	-	-	5.72	-	-	-	-	-	-	-	-	5.73	1.60	-	13.05
Deletions/Adjustments	-	-	-	2.11	(72.78)	(0.03)	0.03	0.09	(3.01)	(0.06)	-	8.45	-	-	(65.20)
<b>As at 31 March 2022</b>	<b>-</b>	<b>1.11</b>	<b>111.74</b>	<b>106.82</b>	<b>1,002.31</b>	<b>26.20</b>	<b>16.71</b>	<b>8.03</b>	<b>19.05</b>	<b>6.93</b>	<b>-</b>	<b>204.94</b>	<b>2.68</b>	<b>-</b>	<b>1,506.52</b>
<b>Net Carrying Amount</b>															
As at 31 March 2022	115.35	26.60	162.14	291.23	1,116.18	172.39	65.65	7.52	23.01	14.58	-	289.53	46.67	0.88	2,331.73
As at 31 March 2021	111.53	1.03	190.53	281.28	1,030.72	2.09	65.36	6.29	15.83	2.81	-	131.78	44.73	0.88	1,884.86

## NOTE

### LAND

1. Land Reclamation/Site Restoration cost comprises of estimated cost to be incurred at the stage of mine closure duly escalated for inflation (5% p.a.) and then discounted at 8% discount rate that reflects current market rate of fair value and the risk.
2. Approximately 443.54 acres of land owned by the Company are critically encroached area out of which possession of some part has been taken back, quantification of which is in progress.

3. Title deeds of Immovable Properties not held in name of the Company					
Description of item of property	Gross carrying value (₹ Crore)	Title deeds held in the name of Company	Whether title deed holder is a promoter, director or relative of promoter/director or employee of promoter/director	Property held since which date	Reason for not being held in the name of the company
Freehold Land	115.35	Only in case of Directly purchased by company (1132.37 Ha)	Not Applicable	Different Dates	<ol style="list-style-type: none"> <li>1. Out of the total (freehold &amp; other land) of 17276.79 Ha in the possession of BCCL, 16120.11 Ha land constitutes free hold land and 1156.68 Ha other land.</li> <li>2. 14987.74 Ha of freehold land acquired on Nationalization of Coal Mines as well as taking over of Coal Mines Labour Welfare Organization including Central Hospital and four other Hospitals, Mines Rescue Stations of Govt. of India, four Washeries of SAIL, erstwhile Coal Board and Central Jharia Projects have been transferred to the Company by the Govt. of India. The question of mutation of land acquired under Coal Mines (Nationalization) Act 1972 as well as Coal Bearing Areas (Acquisition &amp; Development) Act 1957, does not arise in law, as its right, title and interest remains vested absolutely in the Central Government, which is, on transfer, exercised by BCCL, a Government Company.</li> <li>3. All other title deeds for land acquired are in possession and are mutated in favour of company except in few cases of freehold lands, where same is under progress pending legal formalities.</li> </ol>
Other land	27.71	Not Applicable	Not Applicable	Different Dates	<ol style="list-style-type: none"> <li>1156.68 Ha land is in the category of other land which were acquired in pursuance to Coal Mines (Nationalisation) Act 1973, under Coal Bearing Areas (Acquisition and Development) Act, 1957 and Land Acquisition Act, 1894 that does not require title deeds separately for corresponding land.</li> <li>3.98 Ha of Railway land at Loyabadi station is taken on lease for a period of 35 years from March 2022.</li> </ol>

4. Other Land includes Gross Carrying Amount of Right of use asset of ₹ 25.29 crore (P/Y NIL) and accumulated amortisation on the same upto March 2022 is ₹ 0.06 crore (P/Y NIL).”

### Plant and Equipments:

**Vehicles :**

“Includes Stand by Equipment and stores and spares which satisfies criteria for recognition as PPE but not yet issued from stores.”

“Includes Gross Carrying Amount of Right of use asset of ₹ 13.25 crore (P/Y NIL) and accumulated amortisation on the same upto March 2022 is ₹ 3.62 crore (P/Y NIL).”

### Railway Sidings:

“Includes Gross Carrying Amount of Right of use asset of ₹ 23.24 crore (P/Y ₹ 23.24 crore) and accumulated amortisation on the same upto March 2022 is ₹ 3.32 crore (P/Y ₹ 0.44 crore).”

### Telecommunications:

“Includes Gross Carrying Amount of Right of use asset of ₹ 181.42 crore (P/Y NIL) and accumulated amortisation on the same upto March 2022 is ₹ 24.19 crore (P/Y NIL).”

### Others:

1. Assets transferred to and taken over by the Company in respect of Mines Rescue Station and Coal Mines Labour Welfare Organization have not been accounted for as NIL book value, was made available to the Company on transfer of the said Units.
2. ₹ 11.46 Cr. is Gross value of Assets including land valuing ₹ 0.88 Cr. (quantitative and value wise details of which are not available) taken over by the Company in respect of entities covered under Coal Mines Nationalization Act, 1971, on which depreciation has been fully provided for in the Account except land.

### Depreciation/Impairment

1. During the Current Financial Year 2021-22, Impairment in continuous loss making mines amounting to ₹ 13.05 Crore (Previous year ₹ 5.54 Crore) has been charged to the Statement of Profit and Loss.
2. Depreciation charged during the year also includes the depreciation capitalised during the period ₹ 0.00 Crore (Previous year ₹ 8.51 Crore) for mines in development phase.



# BHARAT COKING COAL LIMITED

## (A Miniratna Company)

### NOTES TO THE FINANCIAL STATEMENTS

#### NOTE 4 : CAPITAL WIP

(₹' Crore)

	Building (incl. water supply, roads and culverts)	Plant and Equipments	Railway Sidings	Development	Others	Total
<b>Gross Carrying Amount:</b>						
As at 1 April 2020	754.65	560.93	71.18	362.11	-	1,748.87
Additions	51.05	271.77	43.05	115.74	-	481.61
Capitalisation/ Deletions	(79.90)	(490.14)	(66.15)	(156.73)	-	(792.92)
<b>As at 31 March 2021</b>	<b>725.80</b>	<b>342.56</b>	<b>48.08</b>	<b>321.12</b>	-	<b>1,437.56</b>
As at 1 April 2021	725.80	342.56	48.08	321.12	-	1,437.56
Additions	50.90	294.07	38.85	192.42	-	576.24
Capitalisation/ Deletions	(28.62)	(261.00)	(4.28)	(234.63)	-	(528.53)
<b>As at 31 March 2022</b>	<b>748.08</b>	<b>375.63</b>	<b>82.65</b>	<b>278.91</b>	-	<b>1,485.27</b>
<b>Impairment:</b>						
As at 1 April 2020	5.91	23.58	-	17.12	-	46.61
Charge for the year	0.71	2.09	0.33	0.31	-	3.44
Impairment	-	-	-	-	-	-
Deletions/Adjustments	(0.07)	(2.34)	-	-	-	(2.41)
<b>As at 31 March 2021</b>	<b>6.55</b>	<b>23.33</b>	<b>0.33</b>	<b>17.43</b>	-	<b>47.64</b>
As at 1 April 2021	6.55	23.33	0.33	17.43	-	47.64
Charge for the year	0.49	0.99	0.41	0.43	-	2.32
Impairment	-	-	-	0.01	-	0.01
Deletions/Adjustments	(2.57)	(1.09)	(0.03)	(8.36)	-	(12.05)
<b>As at 31 March 2022</b>	<b>4.47</b>	<b>23.23</b>	<b>0.71</b>	<b>9.51</b>	-	<b>37.92</b>
<b>Net Carrying Amount</b>						
<b>As at 31 March 2022</b>	<b>743.61</b>	<b>352.40</b>	<b>81.94</b>	<b>269.40</b>	-	<b>1,447.35</b>
<b>As at 31 March 2021</b>	<b>719.25</b>	<b>319.23</b>	<b>47.75</b>	<b>303.69</b>	-	<b>1,389.92</b>

**Note :**

1. "Development" shown under Capital Work-in-Progress relates to jobs awaiting completion.
2. Depreciation has been made on Plant & Equipment which have not been put to use for more than three years and on incomplete civil jobs lying in capital work-in-progress for more than four years at the rates of depreciation which would have been otherwise applicable to such items.
3. "A" type Miners' Quarters at Bhimkanali Township including Noonudih & Bhuli valuing ₹ 5.21 Crore are being occupied and are in use but due to arbitration /Litigation, this could not be capitalised. However, necessary provision at the rate of depreciation is being considered in the Accounts. Accumulated provision as on 31.03.2022 is ₹ 1.93 Crore (PY ₹ 1.84 Crore).

**Capital-Work-in Progress (CWIP)**

**(a) Ageing schedule for Capital-work-in Progress:**

(₹' Crore)

	Amount in CWIP for a period of				Total
	Less than 1 year	1-2 years	2-3 years	More than 3 years	
<b>Projects in progress:</b>					
Building (including water supply, roads and culverts)	52.27	41.56	45.12	606.92	745.87
Plant and Equipments	90.44	26.34	56.07	202.78	375.63
Railway Sidings	39.34	16.46	5.50	21.35	82.65
Development	128.82	46.16	8.47	88.96	272.41
Others	-	-	-	-	-
<b>Projects temporarily suspended:</b>					
<b>Building (including water supply, roads and culverts):</b>					
Upgradation of Township, Guard room , miner quarters at Block II Area	-	-	-	2.21	2.21
<b>Development:</b>					
Kapuria Project	-	-	-	6.50	6.50
<b>Total</b>	<b>310.87</b>	<b>130.52</b>	<b>115.16</b>	<b>928.72</b>	<b>1,485.27</b>

**(b) Overdue capital-work-in progress (in respect to time or cost)**

(₹' Crore)

Projects in progress:	To be completed in			
	Less than 1 year	1-2 years	2-3 years	More than 3 years
<b>Building (including water supply, roads and culverts):</b>				
Civil works at Block II Area	-	0.18	-	-
2 MTPA Bhojudih NLW Washery	31.11	-	-	-
2.5 MTPA Patherdih NLW Washery		14.76		
5 MTPA Patherdih NLW Washery	0.63	-	-	-
<b>Plant and Equipments:</b>				
Weighbridge under construction by Weighing India Corporation	0.13	-	-	-
2 MTPA Bhojudih NLW Washery	23.91	-	-	-
2.5 MTPA Patherdih NLW Washery		5.48		
5 MTPA Patherdih NLW Washery	6.10	-	-	-
<b>Railway Sidings:</b>				
Advance for Railway Siding at Block II Area	-	0.04	-	-
CHP cum SILO at Mahespur Siding	-	19.48	-	-
2 MTPA Bhojudih NLW Washery	33.73	-	-	-
2.5 MTPA Patherdih NLW Washery		3.19		
5 MTPA Patherdih NLW Washery	6.39	-	-	-
<b>Development:</b>				
2 MTPA Bhojudih NLW Washery	11.57	-	-	-
2.5 MTPA Patherdih NLW Washery		7.64		
5 MTPA Patherdih NLW Washery	1.19	-	-	-
<b>Others:</b>	-	-	-	-
<b>Total</b>	<b>114.76</b>	<b>50.77</b>	<b>-</b>	<b>-</b>



# BHARAT COKING COAL LIMITED

(A Miniratna Company)

## NOTES TO THE FINANCIAL STATEMENTS

### NOTE 5 : EXPLORATION AND EVALUATION ASSETS

(₹' Crore)

	Exploration and Evaluation Assets
<b>Gross Carrying Amount:</b>	
As at 1 April 2020	645.16
Additions	22.72
Deletions/Adjustments	(250.00)
<b>As at 31 March 2021</b>	<b>417.88</b>
As at 1 April 2021	417.88
Additions	17.77
Deletions/Adjustments	(250.00)
<b>As at 31 March 2022</b>	<b>185.65</b>
<b>Accumulated Provision and Impairment</b>	
As at 1 April 2020	-
Charge for the year	-
Impairment	-
Deletions/Adjustments	-
<b>As at 31 March 2021</b>	<b>-</b>
As at 1 April 2021	-
Charge for the year	-
Impairment	18.52
Deletions/Adjustments	-
<b>As at 31 March 2022</b>	<b>18.52</b>
<b>Net Carrying Amount</b>	
<b>As at 31 March 2022</b>	<b>167.13</b>
<b>As at 31 March 2021</b>	<b>417.88</b>

Note :

(a) Ageing schedule for exploration and evaluation assets

(₹' Crore)

	Amount in Exploration & Evaluation for a period of				
	Less than 1 year	1-2 years	2-3 years	More than 3 years	Total
<b>E&amp;E Projects in progress:</b>	34.51	80.62	-	52.00	167.13
<b>E&amp;E Projects temporarily suspended :</b>	-	-	18.52	-	18.52
<b>Total</b>	<b>34.51</b>	<b>80.62</b>	<b>18.52</b>	<b>52.00</b>	<b>185.65</b>

(b) Overdue exploration and evaluation assets (in respect to time or cost)

(₹' Crore)

	To be completed in			
	Less than 1 year	1-2 years	2-3 years	More than 3 years
<b>E&amp;E Projects in progress:</b>				
Singara & Kapuria Blocks, WJ	-	-	46.49	-
Block VIII, Bastacola	-	-	6.85	-
<b>Total</b>	<b>-</b>	<b>-</b>	<b>53.34</b>	<b>-</b>



# BHARAT COKING COAL LIMITED

(A Miniratna Company)

## NOTES TO THE FINANCIAL STATEMENTS

### NOTE 6.1 : INTANGIBLE ASSETS

(₹' Crore)

	Computer Software	Others	Total
<b>Gross Carrying Amount:</b>			
As at 1 April 2020	-	-	-
Additions	-	-	-
Deletions/Adjustments	-	-	-
<b>As at 31 March 2021</b>	-	-	-
As at 1 April 2021	-	-	-
Additions	-	-	-
Deletions/Adjustments	-	-	-
<b>As at 31 March 2022</b>	-	-	-
<b>Accumulated Amortisation and Impairment</b>			
As at 1 April 2020	-	-	-
Charge for the year	-	-	-
Impairment	-	-	-
Deletions/Adjustments	-	-	-
<b>As at 31 March 2021</b>	-	-	-
As at 1 April 2021	-	-	-
Charge for the year	-	-	-
Impairment	-	-	-
Deletions/Adjustments	-	-	-
<b>As at 31 March 2022</b>	-	-	-
<b>Net Carrying Amount</b>			
<b>As at 31 March 2022</b>	-	-	-
<b>As at 31 March 2021</b>	-	-	-



# BHARAT COKING COAL LIMITED

(A Miniratna Company)

## NOTES TO THE FINANCIAL STATEMENTS

### NOTE 6.2 : INTANGIBLE ASSETS UNDER DEVELOPMENT

(₹' Crore)

		ERP Under Development
<b>Gross Carrying Amount:</b>		
As at 1 April 2020		-
Additions		-
Deletions/Adjustments		-
<b>As at 31 March 2021</b>		<b>-</b>
As at 1 April 2021		-
Additions		18.58
Deletions/Adjustments		-
<b>As at 31 March 2022</b>		<b>18.58</b>
<b>Accumulated Amortisation and Impairment</b>		
As at 1 April 2020		-
Charge for the year		-
Impairment		-
Deletions/Adjustments		-
<b>As at 31 March 2021</b>		<b>-</b>
As at 1 April 2021		-
Charge for the year		-
Impairment		-
Deletions/Adjustments		-
<b>As at 31 March 2022</b>		<b>-</b>
<b>Net Carrying Amount</b>		
<b>As at 31 March 2022</b>		<b>18.58</b>
<b>As at 31 March 2021</b>		<b>-</b>

**Note :**

Company has implemented (ERP) SAP software since 01st August, 2021. Migration from old accounting software (CoalNet) has been done from the said date in phases and the stabilization period is not completed.

**Intangible Assets under Development**

**(a) Ageing schedule for intangible assets under development**

(₹' Crore)

	Amount in Intangible assets under development for a period of				
	Less than 1 year	1-2 years	2-3 years	More than 3 years	Total
<b>Projects in progress:</b>					
ERP under development	18.58	-	-	-	18.58
<b>Projects temporarily suspended :</b>					
Project Name	-	-	-	-	-
<b>Total</b>	<b>18.58</b>	<b>-</b>	<b>-</b>	<b>-</b>	<b>18.58</b>

**(b) Overdue Intangible Assets under development (in respect to time or cost)**

(₹' Crore)

	To be completed in			
	Less than 1 year	1-2 years	2-3 years	More than 3 years
ERP under development	-	-	-	-
<b>Total</b>	<b>-</b>	<b>-</b>	<b>-</b>	<b>-</b>



# BHARAT COKING COAL LIMITED

(A Miniratna Company)

## NOTES TO THE FINANCIAL STATEMENTS

### NOTE 7 : INVESTMENTS

(₹' Crore)

	Number of Units	NAV/FV per unit	As at	
			31.03.2022	31.03.2021
<b>Non Current</b>				
<b>Other Investments</b>				
RBI Power Bonds			-	-
<b>TOTAL</b>			-	-
Aggregate amount of unquoted investments:			-	-
Aggregate amount of quoted investments:			-	-
Market value of quoted investments:			-	-
Aggregate amount of impairment in value of investments:			-	-
<b>Current</b>				
<b>Mutual Fund Investment</b>				
SBI Mutual Fund			-	-
UTI Mutual Fund			-	-
<b>TOTAL</b>			-	-
Aggregate of unquoted investments:			-	-
Market value of Quoted Investment:			-	-
Fair value of unquoted investments (NAV):			-	-
Aggregate amount of impairment in value of investments:			-	-



# BHARAT COKING COAL LIMITED

## (A Miniratna Company)

### NOTES TO THE FINANCIAL STATEMENTS

#### NOTE 8 : LOANS

(₹' Crore)

	As at			
	31.03.2022		31.03.2021	
<b>Non-Current</b>				
<b>Loans to related parties</b>				
- Secured, considered good	-		-	
- Unsecured, considered good	-		-	
- Have significant increase in credit risk	-		-	
- Credit impaired	-		-	
	-		-	
Less: Allowance for doubtful loans	-	-	-	-
<b>Loans to body corporate and employees</b>				
- Secured, considered good	-		-	
- Unsecured, considered good	-		-	
- Have significant increase in credit risk	-		-	
- Credit impaired	-		-	
	-		-	
Less: Allowance for doubtful loans	-	-	-	-
<b>TOTAL</b>		-		-

Details of non current loans to related parties	As at 31.03.2022		As at 31.03.2021	
	Gross Amount Outstanding	% to the total gross loans	Gross Amount Outstanding	% to the total gross loans
Directors	-	-	-	-
KMPs	-	-	-	-
Related Parties	-	-	-	-
<b>Total</b>	-	-	-	-

<b>Current</b>				
<b>Loans to related parties</b>				
- Secured, considered good	-		-	
- Unsecured, considered good	-		-	
- Have significant increase in credit risk	-		-	
- Credit impaired	-		-	
	-		-	
Less: Allowance for doubtful loans	-	-	-	-
<b>Loans to body corporate and employees</b>				
- Secured, considered good	-		-	
- Unsecured, considered good	-		-	
- Have significant increase in credit risk	-		-	
- Credit impaired	-		-	
	-		-	
Less: Allowance for doubtful loans	-	-	-	-
<b>TOTAL</b>		-		-

(₹' Crore)

Details of current loans to related parties	As at 31.03.2022		As at 31.03.2021	
	Gross Amount Outstanding	% to the total gross loans	Gross Amount Outstanding	% to the total gross loans
Directors	-	-	-	-
KMPs	-	-	-	-
Related Parties	-	-	-	-
<b>Total</b>	-	-	-	-



# BHARAT COKING COAL LIMITED

## (A Miniratna Company)

### NOTES TO THE FINANCIAL STATEMENTS

#### NOTE 9 : OTHER FINANCIAL ASSETS

(₹' Crore)

	As at			
	31.03.2022		31.03.2021	
<b>Non Current</b>				
Bank deposits with more than 12 months maturity <sup>1</sup>		-		-
Deposits with bank under				
Mine Closure Plan <sup>2</sup>	592.81		516.09	
Shifting & Rehabilitation Fund scheme	-	592.81	-	516.09
Security Deposit	14.23		12.67	
Less : Allowance for doubtful Security deposits	0.67	13.56	0.67	12.00
Other deposit & receivables	0.81		0.04	
Less: Allowance for doubtful deposits & receivables	-	0.81	-	0.04
<b>TOTAL</b>		<b>607.18</b>		<b>528.13</b>

**Note :**

1. Bank deposits represents Fixed Deposit with original maturity of more than 12 months.
2. **Deposits with bank under Mine Closure Plan:**
  - a) Following the guidelines from Ministry of Coal, Government of India for preparation of Mine Closure Plan, an Escrow Account has been opened. Upto 50% of the total deposited amount including accrued interest in the Escrow Account may be released after every five years in line with the periodic examination of the closure plan as per the Guidelines. (Refer Note 21.1 for Provision for Site Restoration/Mine Closure).

(₹' Crore)

b. Reconciliation of Escrow Account Balance	31.03.2022	31.03.2021
Balance in Escrow Account on opening date	516.09	455.63
Add: Balance Deposited during Current Year	66.86	68.29
Add: Interest Credited during the year	17.33	28.59
Less: Adjustment during Current Year	0.00	0.00
Less: Amount Withdrawn during Current Year	7.47	36.42
<b>Balance in Escrow Account on Closing date</b>	<b>592.81</b>	<b>516.09</b>

3. For dues from directors - Refer Note 38(7)(f)



# BHARAT COKING COAL LIMITED

(A Miniratna Company)

## NOTES TO THE FINANCIAL STATEMENTS

### NOTE 9 : OTHER FINANCIAL ASSETS

(₹' Crore)

	As at			
	31.03.2022		31.03.2021	
<b>Current</b>				
Current Account with Holding Company (CIL)		-		-
Balance with IICM		-		-
Interest Accrued		0.10		0.01
Security Deposit	-		-	
Less : Allowance for doubtful Security deposits	-	-	-	-
Other deposit and receivables <sup>1</sup>	42.07		279.62	
Less : Allowance for doubtful claims	4.95	37.12	4.95	274.67
<b>TOTAL</b>		<b>37.22</b>		<b>274.68</b>

#### Note :

1. Other deposit and receivables includes ₹ 0.00 Crore (P/Y ₹250.00 Crore) for Refund of Upfront fees on account of surrender of Mandar Parvat and Pirpainti Barahat Coal Blocks allocated by Ministry of Coal under the provisions of Mines and Minerals (Development and Regulation) Act, 1957.
2. For dues from directors - Refer Note 38(7)(f)



# BHARAT COKING COAL LIMITED

(A Miniratna Company)

## NOTES TO THE FINANCIAL STATEMENTS

### NOTE 10 : OTHER NON-CURRENT ASSETS

(₹' Crore)

	As at			
	31.03.2022		31.03.2021	
(i) Capital Advances	116.89		124.64	
Less : Allowance for doubtful advances	4.40	112.49	4.40	120.24
(ii) Other Deposits & Advances	0.36		0.36	
Less : Allowance for doubtful deposits	-	0.36	-	0.36
(iii) Progressive Mine Closure Expenses incurred <sup>1</sup>		237.06		237.06
(iv) Advances to related parties		-		-
<b>TOTAL</b>		<b>349.91</b>		<b>357.66</b>

#### Note :

1. Mine Closure Expenses incurred are to be received from Escrow account maintained for this purpose. For the block period of 2013-14 to 2017-18 mine closure expenses of ₹ 220.94 Crore (P/Y ₹ 220.94 Crore) has been audited by the CCO through IEST, Shibpur and submitted their audit reports in FY 2020-21. Out of the audited amount, cumulative amount of ₹ 43.88 crore (till P/Y ₹ 36.42 crore) has been received and out of the balance ₹ 137.83 crore belongs to non-current assets and ₹ 39.23 crore belongs to current assets. Further, there is no booking under Progressive MC Expenses incurred for FY 2020-21 & 2021-22.



# BHARAT COKING COAL LIMITED

(A Miniratna Company)

## NOTES TO THE FINANCIAL STATEMENTS

### NOTE 11 : OTHER CURRENT ASSETS

(₹' Crore)

	As at			
	31.03.2022		31.03.2021	
(a) Advance for Revenue (goods & services)	30.93		25.58	
Less : Allowance for doubtful advances	1.10	29.83	1.10	24.48
(b) Advance payment of statutory dues	45.10		57.16	
Less : Allowance for doubtful statutory dues	-	45.10	-	57.16
(c) Advance to Related Parties		-		-
(d) Other Deposits and Advances	1,382.98		1,118.73	
Less : Allowance for doubtful othet deposits and advances	-	1,382.98	-	1,118.73
(e) Progressive Mine Closure Expenses incurred <sup>1</sup>		39.23		46.69
(f) Input Tax Credit Receivable		1,052.09		865.82
<b>TOTAL</b>		<b>2,549.23</b>		<b>2,112.88</b>

#### Note :

- Mine Closure Expenses incurred are to be received from Escrow account maintained for this purpose. For the block period of 2013-14 to 2017-18 mine closure expenses of ₹ 220.94 Crore (P/Y ₹ 220.94 Crore) has been audited by the CCO through IEST, Shibpur and submitted their audit reports in FY 2020-21. Out of the audited amount, cumulative amount of ₹ 43.88 crore (till P/Y ₹ 36.42 crore) has been received and out of the balance ₹ 137.83 crore belongs to non-current assets and ₹ 39.23 crore belongs to current assets. Further, there is no booking under Progressive MC Expenses incurred for FY 2020-21 & 2021-22.
- For dues from directors - Refer Note 38(7)(f)



# BHARAT COKING COAL LIMITED

(A Miniratna Company)

## NOTES TO THE FINANCIAL STATEMENTS

### NOTE 12 : INVENTORIES

(₹' Crore)

	As at			
	31.03.2022		31.03.2021	
A. Stock of Coal	897.95		1,126.84	
Coal Under Development <sup>1</sup>	0.15		-	
<b>Stock of Coal (Total)<sup>3</sup></b>		898.10		1,126.84
B. Stock of Stores & Spares (Net)	71.87		52.61	
Add: Stores-in-transit	1.18		2.36	
<b>Net Stock of Stores &amp; Spares<sup>4</sup></b>		73.05		54.97
C. Stock of Medicine at Central Hospital		4.17		2.55
D. Workshop, Press Jobs & Others		3.13		3.52
<b>TOTAL</b>		<b>978.45</b>		<b>1,187.88</b>

#### Note :

1. Represents value of coal lying for testing at NLW Madhuban Washery.
2. Method of Valuation : Refer Note No. 2.20 - Significant Accounting Policies on "Inventories".
3. Stock of Coal is net off of provision amounting to ₹ 304.00 crore (P/Y ₹ 418.95 crore)
4. Stock of Stores & Spares is net off of provision amounting to ₹ 76.96 crore (P/Y ₹ 63.68 crore)



# BHARAT COKING COAL LIMITED

(A Miniratna Company)

## ANNEXURE TO NOTE 12

Reconciliation of closing stock of Raw Coal adopted in Accounts with Book stock as at 31.03.2022

Table:A

(Qty.in lakh Tonne) (₹ ' Crore)

	Overall Stock		Non-Vendable Stock		Vendable Stock	
	Qty.	Value	Qty.	Value	Qty.	Value
<b>1. Opening Stock as on 01.04.2021</b>	<b>38.93</b>	<b>676.36</b>	<b>0.15</b>	<b>-</b>	<b>38.78</b>	<b>676.36</b>
Adjustment in Opening Stock	0.03	0.27	0.08	-	(0.05)	0.27
2. Production <sup>1</sup>	305.11	8,437.54	-	-	305.11	8,437.54
<b>3. Sub-Total</b>	<b>344.07</b>	<b>9,114.17</b>	<b>0.23</b>	<b>-</b>	<b>343.84</b>	<b>9,114.17</b>
4. Off- Take :						
(A) Outside Despatch	286.86	7,716.03	-	-	286.86	7,716.03
(B) Coal feed to Washeries	35.65	989.22	-	-	35.65	989.22
(C) Own Consumption / CWIP	0.24	0.65	0.22	-	0.02	0.65
<b>Sub-Total (4)</b>	<b>322.75</b>	<b>8,705.90</b>	<b>0.22</b>	<b>-</b>	<b>322.53</b>	<b>8,705.90</b>
5. Derived Stock (3-4)	21.32	408.27	0.01	-	21.31	408.27
6. Measured Stock	21.03	403.49	0.01	-	21.02	403.49
<b>7. Difference (5-6)</b>	<b>0.29</b>	<b>4.78</b>	<b>(0.00)</b>	<b>-</b>	<b>0.29</b>	<b>4.78</b>
8. Break-up of Difference:						
(A) Excess within 5%	0.10	2.32	-	-	0.10	2.32
(B) Shortage within 5%	0.39	7.10	-	-	0.39	7.10
(C) Excess beyond 5%	-	-	-	-	-	-
(D) Shortage beyond 5%	-	-	-	-	-	-
<b>9. Closing stock adopted in A/cs as on 31.03.2022</b>	<b>21.32</b>	<b>408.27</b>	<b>0.01</b>	<b>-</b>	<b>21.31</b>	<b>408.27</b>

**Note:**

1. Production includes weighment gain (net) and seized coal of 161.00 te in quantity of raw coal.



# BHARAT COKING COAL LIMITED

(A Miniratna Company)

## ANNEXURE TO NOTE 12

Details of Opening Stock, Production, Offtake and Closing Stock as at 31.03.2022

Table: B

(Qty. in lakh Tonne) (₹ ' Crore)

Particulars	Raw Coal				Washed/Deshaled Coal				Other Products		Total of all Products	
	Coking		Non-Coking		Coking		Non-Coking		Qty	Value	Qty	Value
	Qty	Value	Qty	Value	Qty	Value	Qty	Value				
Opening Stock (Audited)	35.62	627.95	3.31	48.41	0.77	21.43	0.20	2.26	62.76	845.74	102.66	1,545.79
Less: Non-vendable Coal	0.01	-	-	-	-	-	-	-	-	-	0.01	-
Opening Vendable Stock (Audited)	35.61	627.95	3.31	48.41	0.77	21.43	0.20	2.26	62.76	845.74	102.65	1,545.79
Adjustment of Vendable Stock	0.03	0.27	-	-	(0.01)	(0.08)	(0.02)	(0.19)	-	-	(0.00)	-
Production (incl. Seized coal)	290.41	8,170.57	14.70	266.97	12.09	973.38	-	-	24.26	680.84	341.46	10,091.76
Offtake: Despatch	273.80	7,456.30	13.06	259.73	11.73	951.97	-	-	27.76	777.58	326.35	9,445.58
Coal used for W/Coal	31.26	938.83	4.39	50.39	-	-	-	-	-	-	35.65	989.22
Own Consumption/CWIP	0.24	0.65	-	-	-	-	-	-	-	-	0.24	0.65
Total Offtake	305.30	8,395.78	17.45	310.12	11.73	951.97	-	-	27.76	777.58	362.24	10,435.45
Closing Stock/Book Stock	20.75	403.01	0.56	5.26	1.12	42.76	0.18	2.07	59.26	749.00	81.87	1,202.10
Shortage/Surplus (+/- above 5%)	-	-	-	-	-	-	-	-	-	-	-	-
Closing Vendable Stock	20.75	403.01	0.56	5.26	1.12	42.76	0.18	2.07	59.26	749.00	81.87	1,202.10

(₹ ' Crore)

Name of Product	As at 31.03.2022			As at 31.03.2021		
	Gross Value of Stock	Provision	Net Value of Stock	Gross Value of Stock	Provision	Net Value of Stock
Raw Coal	408.27	0.96	407.31	676.36	3.68	672.68
Washed Coal	44.83	8.94	35.89	23.69	8.92	14.77
Other Products	749.00	294.10	454.90	845.74	406.35	439.39
<b>TOTAL</b>	<b>1,202.10</b>	<b>304.00</b>	<b>898.10</b>	<b>1,545.79</b>	<b>418.95</b>	<b>1,126.84</b>



# BHARAT COKING COAL LIMITED

## (A Miniratna Company)

### NOTES TO THE FINANCIAL STATEMENTS

#### NOTE 13 : TRADE RECEIVABLES

(₹' Crore)

	As at			
	31.03.2022		31.03.2021	
<b>Current</b>				
Trade receivables <sup>3</sup>				
- Secured, considered good <sup>4</sup>	6.67		44.04	
- Unsecured, considered good <sup>5</sup>	1,030.34		2,960.76	
- Have significant increase in credit risk	-		-	
- Credit impaired	378.57	1,415.58	510.99	3,515.79
Less : Allowance for bad & doubtful debts	378.57	378.57	510.99	510.99
<b>TOTAL</b>		<b>1,037.01</b>		<b>3,004.80</b>

**Note :**

- 2 For dues from directors - Refer Note 38(7)(f)
- 3 Trade Receivables above is net off of Provision for Coal Quality Variance amounting to ₹ 187.07 Crore (P/Y ₹ 123.24 Crore).
- 4 Trade Receivables- Secured: are secured against Bank guarantee amounting to ₹ 6.67 Crore (P/Y ₹ 52.35 Crore).
- 5 Trade Receivables: Unsecured considered good includes an amount of ₹ 126.81 Crore (P/Y ₹ 114.26 Crore) receivable from SAIL on account of Bazaar Fee with a corresponding outstanding Statutory Liability. SAIL has filed a petition in Hon'ble High Court of Jharkhand in respect of such demand of Market fee on several grounds.

#### Trade Receivables ageing schedule

(₹' Crore)

Particulars	Outstanding for following periods from transaction date					Total
	Less than 6 months	6 months 1 year	1-2 years	2-3 years	More than 3 years	
(i) Undisputed Trade receivables – considered good	873.35	40.93	6.89	5.12	104.05	1,030.34
(ii) Undisputed Trade Receivables - which have significant increase in credit risk						
(iii) Undisputed Trade Receivables – credit impaired	-	-	-	-	-	-
(iv) Disputed Trade Receivables – considered good	-	-	-	-	-	-
(v) Undisputed Trade Receivables - which have significant increase in credit risk						
(vi) Disputed Trade Receivables – credit impaired	86.91	23.46	8.02	86.64	173.54	378.57
<b>Total</b>	<b>960.26</b>	<b>64.39</b>	<b>14.91</b>	<b>91.76</b>	<b>277.59</b>	<b>1,408.91</b>
<b>Allowance for bad &amp; doubtful debts</b>	86.91	23.46	8.02	86.64	173.54	378.57
<b>Expected credit losses (Loss allowance provision) - %</b>	<b>9.05%</b>	<b>36.43%</b>	<b>53.79%</b>	<b>94.42%</b>	<b>62.52%</b>	<b>26.87%</b>

#### Reconciliation of Coal Quality Variance

(₹' Crore)

	For the Year Ended 31.03.2022	For the Year Ended 31.03.2021
Opening Balance of Coal quality Variance	123.24	5.24
Addition during the period	180.33	118.32
Reversal during the Year	116.50	0.32
<b>Closing Balance of Coal quality variance</b>	<b>187.07</b>	<b>123.24</b>



# BHARAT COKING COAL LIMITED

(A Miniratna Company)

## NOTES TO THE FINANCIAL STATEMENTS

### NOTE 14 : CASH AND CASH EQUIVALENTS

(₹ ' Crore)

		As at	
		31.03.2022	31.03.2021
(a)	Balances with Banks		
	- in Deposit Accounts	545.00	-
	- in Current Accounts	-	
	Interest Bearing (CLTD)	8.30	18.27
	Non-Interest Bearing	41.35	12.49
	- in Cash Credit Accounts	-	-
(b)	Bank Balances outside India	-	-
(c)	Cheques, Drafts and Stamps in hand	-	-
(d)	Cash on hand	-	0.01
(e)	Cash on hand outside India	-	-
(f)	Others e-procurement account/GeM account/Imprest balances <sup>2&amp;3</sup>	22.68	17.90
	<b>TOTAL</b>	<b>617.33</b>	<b>48.67</b>

#### Note :

1. Cash and cash equivalents comprises cash on hand and at bank, sweep accounts and term deposits held with banks with original maturity of three months or less.
2. Includes ₹ 0.31 Crore (P/Y ₹ 6.77 Crore) lying in Axis bank against EMD Pool Account.
3. Includes ₹ 22.37 Crore (P/Y ₹ 11.13 Crore) lying in State Bank of India against GEM Pool Account.



# BHARAT COKING COAL LIMITED

(A Miniratna Company)

## NOTES TO THE FINANCIAL STATEMENTS

### NOTE 15 : OTHER BANK BALANCES

(₹' Crore)

	As at	
	31.03.2022	31.03.2021
Balances with Banks		
Deposit accounts	-	120.65
Deposit accounts for specific purpose <sup>2&amp;3</sup>	7.24	6.34
Mine Closure Plan	-	-
CSR Fund for Ongoing Projects	-	-
Shifting and Rehabilitation Fund scheme	-	-
Escrow Account for buyback of shares	-	-
Unpaid dividend accounts	-	-
Dividend accounts	-	-
<b>TOTAL</b>	<b>7.24</b>	<b>126.99</b>

#### Note :

1. Other Bank Balances comprise term deposits and other bank deposits with original maturity of more than 3 months but less than 12 months.
2. Deposit Accounts for specific purpose includes Fixed Deposit (incl. accrued interest) of ₹ 3.61 Crore pledged with different Banks as margin money for Bank guarantee.
3. An amount of ₹ 1.50 Cr. was realised from the explosive suppliers for the period from 01.03.2006 to 30.06.2006 on account of price differences. In the light of the decision given by the Hon'ble High Court, Kolkata, the amount was deposited as Fixed Deposit with different Banks at different rates of interest on each maturity. The last Matured value of ₹ 3.56 Cr. (excl. accrued interest ₹ 0.07 Cr.) was further re-deposited at State Bank of India/Canara Bank on 02.11.2021 @ 5.00%/5.10% interest p.a. The difference between accrued interest on the said Fixed Deposit and interest @12% p.a. which might be payable in future in view of Hon'ble High Court order amounting to ₹ 2.91 Cr. has been considered as contingent liability upto 31.03.2022.



# BHARAT COKING COAL LIMITED

## (A Miniratna Company)

### NOTES TO THE FINANCIAL STATEMENTS

#### NOTE 16 : EQUITY SHARE CAPITAL

(₹' Crore)

	As at	
	31.03.2022	31.03.2021
<b>Authorised</b>		
5,10,00,000 (P/Y 5,10,00,000) Equity Shares of ₹ 1000/- each <sup>2</sup>	5,100.00	5,100.00
	<b>5,100.00</b>	<b>5,100.00</b>
<b>Issued, Subscribed and Paid-up</b>		
1. 2,03,30,126 Equity Shares of ₹ 1000/- each fully paid up in cash	2,033.01	2,033.01
2. 2,62,39,874 (P/Y 2,62,39,874) Equity Shares of ₹ 1000/- each allotted as fully paid up for consideration received other than cash <sup>3</sup>	2,623.99	2,623.99
<b>TOTAL</b>	<b>4,657.00</b>	<b>4,657.00</b>

**Note :**

1. Shares in the company held by each shareholder holding more than 5% Shares

Name of Shareholder/Promoter	No.of Shares held (Face value of ₹ 1000 each)	% of Total Shares	% Change during the year
Coal India Limited (Holding Company)	46570000	100	0.00

2. There is no movement in the equity share capital held by Coal India Limited (100%) during the current period. For details, refer to Note No 38.15.n: Change in Capital Structure.
3. The Company has only one class of equity shares having a face value ₹ 1000/- per share. The holders of the equity shares are entitled to receive dividends as declared from time to time and are entitled to voting rights proportionate to their share holding at the meeting of shareholders.
4. Reconciliation of equity shares outstanding at the beginning and at the end of reporting period:-

(₹' Crore)

Particular	Number of Share	Amount
Balance as on 01.04.2019	2,11,80,000	2118.00
Add: Shares issued due to conversion of Preference Shares into Equity Shares by the company during FY 2019-20	2,53,90,000	2539.00
Balance as on 31.03.2020	4,65,70,000	4657.00
Change during FY 2020-21	-	-
Balance as on 31.03.2021	4,65,70,000	4657.00
Change during FY 31.03.2022	-	-
<b>Balance as on 31.03.2022</b>	<b>4,65,70,000</b>	<b>4657.00</b>



# BHARAT COKING COAL LIMITED

## (A Miniratna Company)

### NOTES TO THE FINANCIAL STATEMENTS

#### NOTE 17 : OTHER EQUITY

(₹' Crore)

	Other Reserves		General Reserve	Retained Earnings	Other Comprehensive Income	Total
	Capital Redemption reserve	Capital reserve				
<b>Balance as at 01.04.2020</b>	-	-	140.99	(580.90)	80.57	(359.34)
Changes in accounting policy	-	-	-	-	-	-
Prior period errors	-	-	-	-	-	-
<b>Restated balance as at 01.04.2020</b>	-	-	140.99	(580.90)	80.57	(359.34)
Additions during the year	-	-	-	-	-	-
Adjustments during the year	-	-	-	-	-	-
Profit for the Period	-	-	-	(1,202.48)	(6.37)	(1,208.85)
<b>Appropriations</b>	-	-	-	-	-	-
Transfer to/from General reserve	-	-	-	-	-	-
Transfer to/from Retained Earnings	-	-	-	-	-	-
Interim Dividend	-	-	-	-	-	-
Final Dividend	-	-	-	-	-	-
Corporate Dividend tax	-	-	-	-	-	-
<b>Balance as at 31.03.2021</b>	-	-	140.99	(1,783.38)	74.20	(1,568.19)
<b>Balance as at 01.04.2021</b>	-	-	140.99	(1,783.38)	74.20	(1,568.19)
Additions during the year	-	-	-	-	-	-
Adjustments during the year	-	-	-	-	-	-
Changes in accounting policy or prior period errors	-	-	-	-	-	-
Profit for the Period	-	-	-	111.62	73.34	184.96
<b>Appropriations</b>	-	-	-	-	-	-
Transfer to/from General reserve	-	-	-	-	-	-
Transfer to/from Retained Earnings	-	-	-	-	-	-
Interim Dividend	-	-	-	-	-	-
Final Dividend	-	-	-	-	-	-
Corporate Dividend tax	-	-	-	-	-	-
Buyback of Equity Shares	-	-	-	-	-	-
Tax on Buyback	-	-	-	-	-	-
<b>Balance as at 31.03.2022</b>	-	-	140.99	(1,671.76)	147.54	(1,383.23)



# BHARAT COKING COAL LIMITED

## (A Miniratna Company)

### NOTES TO THE FINANCIAL STATEMENTS

#### NOTE 18 : BORROWINGS

(₹' Crore)

	As at	
	31.03.2022	31.03.2021
<b>Non-Current</b>		
<b>Term Loans</b>		
-From Banks	-	-
-From Other Parties	-	-
Liability Component of Compound Financial Instrument	-	-
<b>TOTAL</b>	-	-
<b>CLASSIFICATION</b>		
Secured	-	-
Unsecured	-	-
<b>Current</b>		
<b>Loans repayable on demand</b>		
<b>From Bank</b>		
-Bank Overdrafts	-	-
-Other Loan from Banks <sup>1-3</sup>	-	2,052.08
From Other Parties	-	-
Current Maturities of long-term borrowings	-	-
<b>TOTAL</b>	-	<b>2,052.08</b>
<b>CLASSIFICATION</b>		
Secured	-	-
Unsecured	-	2,052.08

**Note :**

1. Working Capital Consortium Agreement entered into by CIL with SBI Consortium for Working Capital facilities aggregating a sum of ₹10440 crore and sanctioned to CIL and its all Subsidiaries and creation of charge by way of hypothecation on its entire Current Assets is restricted to ` 10440 crore. Total Non-Fund Based Facility utilised by BCCL to the tune of ₹ 271.60 crore and Fund Based Facility is utilised to the tune of ₹ 0.00 crore (P/Y ₹ 1000.22 crore) as on 31.03.2022.
2. Working Capital sanctioned demand loan limit (unsecured) of ₹2000.00 crore (P/Y ₹ 1200.00 crore) from HDFC Bank. Out of this utilised ₹ 0.00 crore (P/Y ₹ 1051.86 crore).
3. Short term loan sanctioned limit (unsecured) of ₹ 50.00 crore (P/Y ₹ 1200.00 crore) from ICICI Bank. Out of this utilised ₹ 0.00 crore (P/Y ₹ 0.00 crore).
4. Working Capital sanctioned demand loan limit (unsecured) of ₹200.00 crore (P/Y ₹ 00.00 crore) from Axis Bank. Out of this utilised ₹ 0.00 crore (P/Y ₹ 0.00 crore).
5. Loan has not been guaranteed by directors or others.
6. There is no secured loan as on 31.03.2022.
7. All WCDL limits are unsecured.



# BHARAT COKING COAL LIMITED

## (A Miniratna Company)

### NOTES TO THE FINANCIAL STATEMENTS

#### NOTE 19 :TRADE PAYABLES

(₹' Crore)

	As at	
	31.03.2022	31.03.2021
<b>Current</b>		
Micro, Small and Medium Enterprises	25.40	8.23
Other than Micro, Small and Medium Enterprises <sup>1</sup>	774.86	1,200.30
<b>TOTAL</b>	<b>800.26</b>	<b>1,208.53</b>

**Note :**

Total outstanding dues of Micro & Small Enterprises	31.03.2022	31.03.2021
1. Principal & Interest amount remaining unpaid but not due	25.40	8.23
2. Interest paid by the Company in terms of Section 16 of Micro, Small and Medium Enterprises Development Act, 2006, along with the amount of the payment made to the supplier beyond the appointed day during the period	-	-
3. Interest due and payable for the period of delay in making payment (which have been paid but beyond the appointed day during the year) but without adding the interest specified under Micro, Small and Medium Enterprises Development Ac, 2006	-	-
4. Interest accrued and remaining unpaid as at period end	-	-
5. Further interest remaining due and payable even in the succeeding years, until such date when the interest dues as above are actually paid to the small enterprise.	-	-

#### 1. Trade Payables aging schedule

Particulars	Outstanding for following periods from transaction date				
	Less than 1 year	1-2 years	2-3 years	More than 3 years	Total
(i) MSME	25.40	-	-	-	25.40
(ii) Others	659.82	41.99	5.06	67.99	774.86
(iii) Disputed dues - MSME	-	-	-	-	-
(iv) Disputed dues - Others	-	-	-	-	-
<b>T total</b>	<b>685.22</b>	<b>41.99</b>	<b>5.06</b>	<b>67.99</b>	<b>800.26</b>



# BHARAT COKING COAL LIMITED

(A Miniratna Company)

## NOTES TO THE FINANCIAL STATEMENTS

### NOTE 20 : OTHER FINANCIAL LIABILITIES

(₹' Crore)

	As at	
	31.03.2022	31.03.2021
<b>Non Current</b>		
Security Deposits	276.83	225.45
Earnest Money	-	-
Others	6.88	7.30
<b>TOTAL</b>	<b>283.71</b>	<b>232.75</b>

<b>Current</b>		
Surplus Fund from Subsidiaries	-	-
<b>Current Account with</b>		
- CIL	371.01	315.86
- IICM	0.91	-
	371.92	315.86
Unpaid dividends	-	-
Security Deposits	180.45	186.19
Earnest Money	35.65	38.00
Capital Expenditure	93.58	132.16
Liability for Employee Benefits	822.63	790.28
Others	3.69	0.14
<b>TOTAL</b>	<b>1,507.92</b>	<b>1,462.63</b>



# BHARAT COKING COAL LIMITED

## (A Miniratna Company)

### NOTES TO THE FINANCIAL STATEMENTS

#### NOTE 21 : PROVISIONS

(₹' Crore)

	As at	
	31.03.2022	31.03.2021
<b>Non Current</b>		
<b>Employee Benefits</b>		
- Gratuity	627.26	804.60
- Leave Encashment	404.25	542.28
- Post Retirement Medical Benefits	458.62	403.53
- Other Employee Benefits	42.13	68.31
	1,532.26	1,818.72
<b>Other Provisions</b>		
Site Restoration /Mine Closure <sup>1</sup>	483.35	482.39
Stripping Activity Adjustment	(480.02)	(568.46)
Others	-	-
<b>TOTAL</b>	<b>1,535.59</b>	<b>1,732.65</b>

**Note:**

**1. Provision for Site Restoration/Mine Closure**

Following the guidelines from Ministry of Coal, Government of India for preparation of Mine Closure Plan a provision is made in the accounts. Such provision is made as per CMPDIL's (a subsidiary of Coal India Ltd.) technical assessment. The liability for mine closure expenses (as estimated by CMPDIL) of each mine has been discounted @ 8% and capitalized to arrive at the mine closure liability as on 1st year of making of such provision. Thereafter the provision has been reestimated in subsequent years by unwinding the discount to arrive at the provision as on 31.03.2022.

<b>Current</b>		
<b>Employee Benefits</b>		
- Gratuity	279.45	357.45
- Leave Encashment	42.62	49.94
- Post Retirement Medical Benefits	27.82	33.12
- Ex- Gratia	286.95	288.79
- Performance Related Pay	156.21	119.35
- Other Employee Benefits	239.73	28.98
	1,032.78	877.63
<b>Other Provisions</b>		
Site Restoration /Mine Closure	-	-
Others	-	-
<b>TOTAL</b>	<b>1,032.78</b>	<b>877.63</b>

<b>Reconciliation of Reclamation of Land/ Site restoration /Mine Closure :</b>	<b>31.03.2022</b>	<b>31.03.2021</b>
Gross value of Site Restoration Provision on Opening date	482.39	424.76
Add: Provision for Capitalisation during the year	14.16	38.78
Add: Unwinding of discount charged For Current Year	37.62	56.30
Less: Adjustment during Current Year	43.35	1.03
Less: Amount Withdrawn during Current Year	7.47	36.42
<b>Mine Closure Provision on Closing date</b>	<b>483.35</b>	<b>482.39</b>



# BHARAT COKING COAL LIMITED

(A Miniratna Company)

## NOTES TO THE FINANCIAL STATEMENTS

### NOTE 22 : OTHER NON CURRENT LIABILITIES

(₹' Crore)

	As at	
	31.03.2022	31.03.2021
Shifting & Rehabilitation Fund	-	-
Deferred Income <sup>1&amp;2</sup>	2.75	3.62
<b>TOTAL</b>	<b>2.75</b>	<b>3.62</b>

#### Note:

1. Capital Assistance of ₹ 1.37 crore received from MOC through CIL against Construction of Railway Siding at EJ Area. The Railway Siding has been capitalised during FY 2021-22. During the current year, proportionate amount of ₹ 0.09 crore (PY ₹ 0.00 crore) against Railway Sidings has been amortised through Other Income. Further, out of the balance amount, ₹ 0.09 crore which will be adjusted during the next one year has been shown under Current liabilities.
2. Capital Assistance of ₹ 4.71 crore received from MOC through CIL against Tele-monitoring & Man-riding system at WJ Area. Tele-monitoring system has been capitalised and accordingly till date out of the Capital Assistance pertaining to Tele-monitoring ₹ 2.46 crore has been amortised through Other Income on year-to-year basis. Man-riding system is still under Capital WIP and accordingly capital assistance pertaining to this is lying under Deferred Income. During the current year, proportionate amount of ₹ 0.69 crore (PY ₹ 0.69 crore) against Tele-monitoring system has been amortised through Other Income. Further, out of the balance amount, ₹ 0.69 crore which will be adjusted during the next one year has been shown under Current liabilities.



# BHARAT COKING COAL LIMITED

(A Miniratna Company)

## NOTES TO THE FINANCIAL STATEMENTS

### NOTE 23 : OTHER CURRENT LIABILITIES

(₹' Crore)

	As at	
	31.03.2022	31.03.2021
Statutory Dues <sup>1&amp;2</sup>	837.73	803.01
Advance for Coal Import	-	
Advance from customers / others	1,150.94	628.97
Cess Equalization Account <sup>3</sup>	61.09	56.02
Others liabilities <sup>4</sup>	480.06	281.81
<b>TOTAL</b>	<b>2,529.82</b>	<b>1,769.81</b>

#### Note:

1. Statutory Dues is net of receivable and payable.
2. Statutory Dues include Bazaar Fee amounting to ₹ 150.44 Cr. as on 31.03.2022 (P/Y ₹ 129.00 Cr) which includes (i) total liability accrued except SAIL during the period from Jan-March 2022 amounting to ₹ 23.63 Crore and (ii) un-realised amount of Bazaar Fee upto March 2022 from SAIL not yet paid ₹ 126.81 Crore.
3. In case of CV Area (WB Portion) in the process of making payment of Cess on the annual value of coal bearing land based on the average production of preceding two years valuing at a rate prevailing as on 1st April of each year and realisation made from customers on the value of despatches of Coal considering the sale price prevailing on 31st March of the previous financial year, there remains a balance payable amounting to ₹ 61.09 Crores (P/Y ₹ 56.02 Crores) which has been shown under Cess Equalization Account.
4. Refer Footnote 1 & 2 of Note-22.



# BHARAT COKING COAL LIMITED

(A Miniratna Company)

**NOTES TO THE FINANCIAL STATEMENTS**  
**NOTE 24 : REVENUE FROM OPERATIONS**

(₹' Crore)

	Year Ended		Year Ended	
	31.03.2022		31.03.2021	
<b>A. Sale of Coal</b>	12,867.34		8,521.62	
Less : Statutory Levies	3,421.76		2,371.81	
<b>Sales- Net (A)</b>		<b>9,445.58</b>		<b>6,149.81</b>
<b>B. Other Operating Revenue</b>				
Subsidy for Sand Stowing & Protective Works		-		-
Loading and additional transportation charges	521.74		319.83	
Less : Statutory Levies	24.96	496.78	15.21	304.62
Evacuation facilitating Charges	194.82		118.50	
Less: Statutory Levies	9.32	185.50	5.64	112.86
<b>Other Operating Revenue (Net) (B)</b>		<b>682.28</b>		<b>417.48</b>
<b>Revenue from Operations (A+B)</b>		<b>10,127.86</b>		<b>6,567.29</b>

**Note:**

1. Sales includes ₹ 76.40 Crores (P/Y ₹ 0.00 Crores) as performance billed incentive under fuel supply agreement..
2. Raw Coal Sale has been increased/(decreased) by upgradation/(degradation) of grade amounting to ₹ (80.60) Crores (P/Y ₹ (158.48) Crores) due to debit/credit note issued/being issued to the parties.
3. Raw Coal Sale includes E-Auction quantity of 13.55 LT (P/Y 12.79 LT) and E-Auction gain of ₹ 196.25 Crores (P/Y ₹ 113.75 Crores).
4. Sale of Coal above has been increased/(decreased) by estimated Coal Quality Variance (Net of reversal) of amounting to ₹ (63.83) Crore (P/Y ₹ (118.00) Crore).
5. Disaggregated Revenue as per Ind AS 115 has been given in Additional Notes to Financial Statements (Note No 38) vide item no. 15.i.iv.



# BHARAT COKING COAL LIMITED

(A Miniratna Company)

## NOTES TO THE FINANCIAL STATEMENTS

### NOTE 25 : OTHER INCOME

(₹' Crore)

	Year Ended	Year Ended
	31.03.2022	31.03.2021
Interest Income <sup>1</sup>	22.56	56.87
Dividend Income From Investment in Subsidiaries	-	-
Dividend Income from Mutual funds	-	-
<b><u>Others Non-operating Income</u></b>		
Profit on Sale of Assets	0.18	0.51
Gain on Foreign exchange Transactions	-	-
Gain on Sale of Mutual Fund	-	-
Lease Rent	4.63	3.69
Liability / Provision Write Backs	331.99	75.67
Miscellaneous Income <sup>2</sup>	92.61	45.54
<b>TOTAL</b>	<b>451.97</b>	<b>182.28</b>

1. Includes interest on excise duty refund ₹ 0.74 crores (PY ₹ 0.00 crores)
2. Includes amortisation of Deferred Income (Capital grant) of ₹ 0.78 crores (PY ₹ 0.69 crores).

## NOTES TO THE FINANCIAL STATEMENTS

### NOTE 26 : COST OF MATERIALS CONSUMED

(₹' Crore)

	Year Ended	Year Ended
	31.03.2022	31.03.2021
Explosives	280.22	199.87
Timber	0.29	1.45
Oil & Lubricants	286.96	182.90
HEMM Spares	31.30	45.48
Other Consumable Stores & Spares	35.86	45.39
<b>TOTAL</b>	<b>634.63</b>	<b>475.09</b>



# BHARAT COKING COAL LIMITED

(A Miniratna Company)

## NOTES TO THE FINANCIAL STATEMENTS

### NOTE 27 :CHANGES IN INVENTORIES OF FINISHED GOODS/WORK IN PROGRESS

(₹' Crore)

	Year Ended	Year Ended
	31.03.2022	31.03.2021
Opening Stock of Coal	1,126.84	630.50
Stock brought to Revenue	-	31.86
Closing Stock of Coal	898.10	1,126.84
<b>Change in Inventory of Coal (A)</b>	<b>228.74</b>	<b>(464.48)</b>
Opening Stock of Workshop made finished goods, WIP and Press Jobs	3.52	4.55
Closing Stock of Workshop made finished goods, WIP and Press Jobs	3.13	3.52
<b>Change in Inventory of Workshop (B)</b>	<b>0.39</b>	<b>1.03</b>
<b>Change in Inventory of Stock in trade (A+B){Decretion / (Accretion)}</b>	<b>229.13</b>	<b>(463.45)</b>

## NOTES TO THE FINANCIAL STATEMENTS

### NOTE 28 : EMPLOYEE BENEFITS EXPENSES

(₹' Crore)

	Year Ended	Year Ended
	31.03.2022	31.03.2021
Salary and Wages (incl. Allowances and Bonus etc.)	4,504.03	4,164.10
Contribution to P.F. & Other Funds	1,056.19	1,122.93
Staff Welfare Expenses	228.10	278.69
<b>TOTAL</b>	<b>5,788.32</b>	<b>5,565.72</b>



# BHARAT COKING COAL LIMITED

## (A Miniratna Company)

### NOTES TO THE FINANCIAL STATEMENTS

#### NOTE 29 : CORPORATE SOCIAL RESPONSIBILITY EXPENSE

(₹' Crore)

	Year Ended	Year Ended
	31.03.2022	31.03.2021
CSR Expenses	2.99	6.12
<b>TOTAL</b>	<b>2.99</b>	<b>6.12</b>

NOTE:-

(₹' Crore)

31.03.2022                      31.03.2021

#### A. Activity wise break-up of CSR Expenses (incl. excess spent):

Eradicating hunger, poverty and malnutrition	2.82	4.69
Promoting education, including special education and employment enhancing vocational skills	0.17	1.38
Gender equality and measures for reducing inequalities faced by socially and economically backward groups	-	-
Environmental Sustainability	-	-
Protection of National heritage, art and culture	-	-
Benefit of Armed forces veterancs, war widows and their dependents	-	-
Training to promote rural sports, nationally recognised sports, paralympic sports and olympic sports	-	-
Contribution to fund set up by the Central Government for socio economic development	-	-
Contribution to incubators or research and development projects	-	-
Contributons to Universities and Research Institutes	-	-
Rural development projects	-	0.05
Slum area development	-	-
Disaster Management, including relief, rehabilitation and reconstruction activities	-	-
<b>Total</b>	<b>2.99</b>	<b>6.12</b>

#### B. CSR required to be spent and CSR Expenditure Break-up:

a) Amount required to be spent during the year under Section 135 of Companies Act, 2013	-	-
b) Amount approved by the Board to be spent during the year	4.93	5.55
<b>c) Amount spent during the year on:</b>		
(i) Construction/Acquisition of any Asset	-	0.21
(ii) on purposes other than (i) above	2.99	5.91

**C. Unspent amount Other than ongoing Project [Section 135(5)]**

(₹ ' Crore)

Opening Balance	Amount Deposited in Specified Fund of Schedule VII within 6 months	Amount required to be spent during the year	Amount spent during the year	Closing Balance
0.00	0.00	0.00	0.00	0.00
Unspent amount Other than ongoing Project				

**Reason for shortfall in CSR :**

**D. Excess amount spent [Section 135(5)]**

Year-wise details	Opening Balance	Amount required to be spent during the year	Amount spent during the year	Closing Balance
2021-22	0.00	0.00	0.00	0.00

**E. Ongoing Project [Section 135(6)]**

Year-wise details	Opening Balance		Amount required to be spent during the year	Amount spent during the year		Closing Balance	
	With Company	In separate CSR Unspent A/c		From Company's Bank A/c	From Separate CSR Unspent A/c	With Company	In separate CSR Unspent A/c
2021-22	0.00	0.00	1.94	0.00	0.00	0.00	1.94
<b>Total</b>	-	-	<b>1.94</b>	-	-	-	<b>1.94</b>

**F. Provision for Liability of CSR Expenses**

Opening Balance	Addition during the period	Adjustment during the year	Closing Balance
7.16	0.57	0.23	7.50
Provision for Liability of CSR Expenses (included in Other Trade payables - Note No. 19)			



# BHARAT COKING COAL LIMITED

(A Miniratna Company)

## NOTES TO THE FINANCIAL STATEMENTS

### NOTE 30 : REPAIRS

(₹' Crore)

	Year Ended	Year Ended
	31.03.2022	31.03.2021
Building	34.94	28.71
Plant & Machinery	105.59	107.27
Others	4.11	2.78
<b>TOTAL</b>	<b>144.64</b>	<b>138.76</b>

## NOTES TO THE FINANCIAL STATEMENTS

### NOTE 31 : CONTRACTUAL EXPENSES

(₹' Crore)

	Year Ended	Year Ended
	31.03.2022	31.03.2021
Transportation Charges	320.32	186.14
Wagon Loading	19.33	14.60
Hiring of Plant and Equipments	1,431.49	1,146.21
Other Contractual Work	190.97	129.42
<b>TOTAL</b>	<b>1,962.11</b>	<b>1,476.37</b>



# BHARAT COKING COAL LIMITED

(A Miniratna Company)

## NOTES TO THE FINANCIAL STATEMENTS

### NOTE 32 : FINANCE COSTS

(₹' Crore)

	Year Ended	Year Ended
	31.03.2022	31.03.2021
<b>Interest Expenses</b>		
Unwinding of discounts	48.60	56.30
Funds parked within Group	-	-
Fair value changes (net)	-	-
Other Borrowing Costs	29.15	65.39
<b>TOTAL</b>	<b>77.75</b>	<b>121.69</b>

## NOTES TO THE FINANCIAL STATEMENTS

### NOTE 33 : PROVISIONS

(₹' Crore)

	Year Ended	Year Ended
	31.03.2022	31.03.2021
Doubtful debts	23.21	25.06
Doubtful Advances & Claims	-	0.31
Stores & Spares	13.36	3.79
Others	-	-
<b>TOTAL</b>	<b>36.57</b>	<b>29.16</b>



# BHARAT COKING COAL LIMITED

(A Miniratna Company)

## NOTES TO THE FINANCIAL STATEMENTS

### NOTE 34 : WRITE OFF ( Net of past provisions )

(₹' Crore)

	Year Ended		Year Ended	
	31.03.2022		31.03.2021	
Doubtful debts	16.58		245.93	
Less :- Provided earlier	16.58	-	245.93	-
Doubtful advances	-			
Less :- Provided earlier	-	-		-
Others	-		-	
Less :- Provided earlier	-	-	-	-
<b>TOTAL</b>		-		-



# BHARAT COKING COAL LIMITED

(A Miniratna Company)

## NOTES TO THE FINANCIAL STATEMENTS

### NOTE 35 : OTHER EXPENSES

(₹' Crore)

	Year Ended 31.03.2022	Year Ended 31.03.2021
Travelling expenses	4.56	5.70
Training Expenses	5.25	2.00
Telephone & Postage	2.16	12.71
Advertisement & Publicity	1.15	1.92
Freight Charges	28.32	11.54
Demurrage	11.72	23.13
Security Expenses	312.33	320.48
Service Charges of CIL	30.51	24.66
Hire Charges	24.39	24.44
Consultancy charges to CMPDIL	17.73	26.59
Legal Expenses	2.10	3.65
Consultancy Charges	2.51	1.52
Under/Over Loading Charges	71.62	31.18
Loss on Sale/Discard/Surveyed of Assets	2.49	2.43
Auditor's Remuneration & Expenses		
- For Audit Fees	0.44	0.45
- For Taxation Matters	0.02	0.02
- For Other Services	-	-
- For Reimbursement of Exps.	0.17	0.22
Internal & Other Audit Expenses	3.18	2.82
Rehabilitation Charges	19.39	14.49
Lease Rent	0.08	0.58
Rates & Taxes	248.76	183.92
Insurance	1.14	1.12
Loss on Exchange Rate Variance	-	-
Other Rescue/Safety Expenses	1.81	1.27
Dead Rent/Surface Rent	1.94	1.94
Siding Maintenance Charges	5.43	7.17
R & D expenses	-	-
Environmental & Tree Plantation Expenses	7.76	5.03
Donations	0.04	-
Miscellaneous expenses	57.36	25.15
<b>TOTAL</b>	<b>864.36</b>	<b>736.13</b>



# BHARAT COKING COAL LIMITED

(A Miniratna Company)

## NOTES TO THE FINANCIAL STATEMENTS

### NOTE 36 : TAX EXPENSE

(₹' Crore)

	Year Ended 31.03.2022	Year Ended 31.03.2021
Current Year	-	-
Deferred tax	79.69	(395.95)
Earlier Years	-	21.37
<b>TOTAL</b>	<b>79.69</b>	<b>(374.58)</b>

**Note:**

**Reconciliation of tax Expenses and the accounting profit multiplied by India's domestic Tax rate for 31.03.2022**

(₹' Crore)

	31.03.2022	31.03.2021
<b>Profit/(Loss) before tax</b>	<b>191.31</b>	<b>(1,577.06)</b>
At India's Statutory Income tax rate of	25.17%	25.17%
Income Tax Expenses	-	-
Less: Income exempt form Tax	-	-
Less: Additional expenses allowed for tax purposes		
Add: Non-deductible expenses for tax purposes		
Add: Adjustment for earlier years	-	21.37
Adj: Deferred Tax Liability/(Asset)	79.69	(395.95)
<b>Income Tax Expenses reported in statement of Profit &amp; Loss</b>	<b>79.69</b>	<b>(374.58)</b>
<b>Effective Income Tax Rate :</b>	<b>41.65%</b>	<b>23.75%</b>

**Deferred tax relates to following:**

(₹' Crore)

	31.03.2022	31.03.2021
<b>Deferred Tax Asset:</b>		
Related to Trade Receivables, claims, etc.	164.52	159.63
Employee Benefits	259.73	294.60
Others (including taxable losses)	549.95	593.08
<b>Total Deferred Tax Asset (A)</b>	<b>974.20</b>	<b>1,047.31</b>
<b>Deferred Tax Liability:</b>		
Related to Property, Plant and Equipment	40.66	(0.58)
Others	91.13	74.31
<b>Total Deferred Tax Liability (B)</b>	<b>131.79</b>	<b>73.73</b>
<b>Net Deferred Tax Asset (C) (A-B)</b>	<b>842.41</b>	<b>973.58</b>
D.Remeasurement of Defined benefit Plan [DTL(+)/DTA(-)]	24.67	(2.14)
<b>Net Deferred Tax Asset/ (Deferred Tax Liability) (C+D)</b>	<b>867.08</b>	<b>971.44</b>



# BHARAT COKING COAL LIMITED

(A Miniratna Company)

## NOTES TO THE FINANCIAL STATEMENTS

### NOTE 37 : OTHER COMPREHENSIVE INCOME

(₹' Crore)

	Year Ended	Year Ended
	31.03.2022	31.03.2021
<b>(A) (i) Items that will not be reclassified to profit or loss</b>		
Remeasurement of defined benefit plans <sup>1</sup>	98.01	(8.51)
	98.01	(8.51)
<b>(ii) Income tax relating to items that will not be reclassified to profit or loss</b>		
Remeasurement of defined benefit plans <sup>2</sup>	24.67	(2.14)
	24.67	(2.14)
<b>TOTAL (A)</b>	<b>73.34</b>	<b>(6.37)</b>
<b>(B) (i) Items that will be reclassified to profit or loss</b>		
Share of OCI in Joint ventures	-	-
	-	-
<b>(ii) Income tax relating to items that will be reclassified to profit or loss</b>		
Share of OCI in Joint ventures	-	-
	-	-
<b>TOTAL (B)</b>	<b>-</b>	<b>-</b>
<b>TOTAL (A+B)</b>	<b>73.34</b>	<b>(6.37)</b>

1. Includes for Gratuity ₹196.18 Crores (P/Y ₹(8.51) Crores) and for post retirement medical benefits ₹(98.17) Crores (P/Y ₹0.00 Crores).
2. Income tax on remeasurement of defined benefit plans includes current tax ₹0.00 Crores for the current period ended 31.03.2022 (P/Y ₹0.00 Crores) and Deferred tax Asset/(Liability) ₹(24.67) crores for the current period ended 31.03.2022 (P/Y ₹2.14 crores).



# BHARAT COKING COAL LIMITED, DHANBAD

(A Miniratna Company)

## ADDITIONAL NOTES TO FINANCIAL STATEMENTS FOR THE YEAR ENDED 31st MARCH, 2022

(NOTE 38)

### 1. FAIR VALUE MEASUREMENT (IND AS 113)

#### a) FINANCIAL INSTRUMENTS BY CATEGORY

(₹ 'Crore)

	31 <sup>st</sup> March, 2022			31 <sup>st</sup> March, 20 2 1		
	FVTPL	FVTOCI	Amortized cost	FVTPL	FVTOCI	Amortized cost
<b>Financial Assets</b>						
<b>Investments :</b>						
Secured Bonds						
Preference Share in Subsidiary						
Mutual Fund	0.00			0.00		
Loans			0.00			0.00
Deposits & receivable			644.40			802.81
Trade receivables			1037.01			3004.80
Cash & cash equivalents			617.33			48.67
Other Bank Balances			7.24			126.99
<b>Financial Liabilities</b>						
Borrowings			0.00			2052.08
Lease Liabilities			200.28			0.00
Trade payables			800.26			1208.53
Security Deposit and Earnest money			492.93			449.64
Other Liabilities			1298.70			1245.74

#### b) FAIR VALUE HIERARCHY

Table below shows Judgments and estimates made in determining the fair values of the financial instruments that are (a) recognized and measured at fair value and (b) measured at amortized cost and for which fair values are disclosed in the financial statements. To provide an indication about the reliability of the inputs used in determining fair value, the Company has classified its financial instruments into the three levels prescribed under the accounting standard. An explanation of each level follows underneath the table.

(₹ 'Crore)

Financial assets and liabilities measured at fair value	31 <sup>st</sup> March, 2022			31 <sup>st</sup> March, 2021		
	Level I	Level II	Level III	Level I	Level II	Level III
<b>Financial Assets at FVTPL</b>						
Investments :						
Mutual Fund	0.00			0.00		
<b>Financial Liabilities</b>						
If any item						

(₹ 'Crore)

Financial assets and liabilities measured at amortised cost for which fair values are disclosed at	31 <sup>st</sup> March, 2022			31 <sup>st</sup> March, 2021		
	Level I	Level II	Level III	Level I	Level II	Level III
<b>Financial Assets at FVTPL</b>						
Investments :						
Equity Shares in JV						
Mutual Fund						
Loans			0.00			0.00
Deposits & receivable			644.40			802.81
Trade receivables			1037.01			3004.80
Cash & cash equivalents			617.33			48.67
Other Bank Balances			7.24			126.99
<b>Financial Liabilities</b>						
Borrowings			0.00			2052.08
Lease Liabilities			200.28			0.00
Trade payables			800.26			1208.53
Security Deposit and Earnest money			492.93			449.64
Other Liabilities			1298.70			1245.74

A brief of each level is given below:

Level 1: Level 1 hierarchy includes financial instruments measured using quoted prices. This includes mutual funds that have quoted price and are valued using the closing NAV.

Level 2: The fair value of financial instruments that are not traded in an active market is determined using valuation techniques which maximize the use of observable market data and rely as little as possible on entity-specific estimates. If all significant inputs required to fair value an instrument are observable, the instrument is included in level 2.

Level 3: If one or more of the significant inputs is not based on observable market data, the instrument is included in level 3. This is the case for unlisted equity securities, preference shares borrowings, security deposits and other liabilities taken included in level 3.

### **c) VALUATION TECHNIQUE USED IN DETERMINING FAIR VALUE**

Valuation techniques used to value financial instruments include:

- The use of quoted market prices of instruments
- The fair value of the remaining financial instruments is determined using discounted cash flow analysis.

### **d) FAIR VALUE MEASUREMENTS USING SIGNIFICANT UNOBSERVABLE INPUTS. AT PRESENT THERE ARE NO FAIR VALUE MEASUREMENTS USING SIGNIFICANT UNOBSERVABLE INPUTS.**

### **e) FAIR VALUES OF FINANCIAL ASSETS AND LIABILITIES MEASURED AT AMORTISED COST**

The carrying amounts of trade receivables, short term deposits, cash and cash equivalents, trade payables are considered to be the same as their fair values, due to their short-term nature.

The Company considers that the "Security Deposits" does not include a significant financing component. The milestone payments (security deposits) coincide with the company's performance and the contract requires amounts to be retained for reasons other than the provision of finance. The withholding of a specified percentage of each milestone payment is intended to protect the interest of the company, from the contractor failing to adequately complete its obligations under the contract'. Accordingly transaction cost of Security deposit is considered as fair value at initial recognition and subsequently measured at amortized cost.

**Significant estimates:** The fair value of financial instruments that are not traded in an active market is determined using valuation techniques. The Company uses its judgment to select a method and makes suitable assumptions at the end of each reporting period.

## **2. FINANCIAL RISK MANAGEMENT**

### **a) Financial risk management objectives and policies**

The Company's principal financial liabilities comprise loans and borrowings, trade and other payables. The main purpose of these financial liabilities is to finance the Company's operations and to provide guarantees to support its operations. The Company's principal financial assets include loans, trade and other receivables, and cash and cash equivalents that is derived directly from its operations.

The Company is exposed to market risk, credit risk and liquidity risk. The Company's senior management oversees the management of these risks. The Company's senior management is supported by a risk committee that advises, inter alia, on financial risks and the appropriate financial risk governance framework for the Company. The risk committee provides assurance to the Board of Directors that the Company's financial risk activities are governed by appropriate policies and procedures and that financial risks are identified, measured and managed in accordance with the Company's policies and risk objectives. The Board of Directors reviews and agrees policies for managing each of these risks, which are summarized below.

The Company is exposed to market risk, credit risk and liquidity risk. This note explains the sources of risk which the entity is exposed to and how the entity manages the risk and the impact of hedge accounting in the financial statements.

<b>Risk</b>	<b>Exposure arising from</b>	<b>Measurement</b>	<b>Management</b>
Credit Risk	Cash and Cash equivalents, trade receivables, financial asset measured at amortised cost	Ageing analysis	Department of public enterprises (DPE) guidelines, diversification of bank deposits, credit limits and other securities
Liquidity Risk	Borrowings and other liabilities	Periodic cash flows	Availability of committed credit lines and borrowing facilities
Market Risk - foreign exchange	Future commercial transactions, recognised financial assets and liabilities not denominated in INR	Cash flow forecast sensitivity analysis	Regular watch and review by senior management and audit committee.
Market Risk - interest rate	Cash and Cash equivalents, Bank deposits and mutual funds	Cash flow forecast sensitivity analysis	Department of public enterprises (DPE) guidelines, Regular watch and review by senior management and audit committee.

**b)** The Company risk management is carried out by the board of directors as per DPE guidelines issued by Government of India. The board provides written principals for overall risk management as well as policies covering investment of excess liquidity.

**c) Credit Risk:** Credit risk arises from cash and cash equivalents, investments carried at amortised cost and deposits with banks and financial institutions, as well as including outstanding receivables.

#### **I. Credit risk management:**

Macro – economic information (such as regulatory changes) is incorporated as part of the fuel supply agreements (FSAs) and e-auction terms.

#### **II. Fuel Supply Agreements**

As contemplated in and in accordance with the terms of the NCDP, Company enters into legally enforceable FSAs with our customers or with State Nominated Agencies that in turn enters into appropriate distribution arrangements with end customers. Our FSAs can be broadly categorized into:

- FSAs with customers in the power utilities sector, including State power utilities, private power utilities (“PPUs”) and independent power producers (“IPPs”);
- FSAs with customers in non-power industries (including captive power plants (“CPPs”)); and
- FSAs with State Nominated Agencies.

### III. E-Auction Scheme

The E-Auction scheme of coal has been introduced to provide access to coal for customers who are not able to source their coal requirement through the available institutional mechanisms under the NCDP for various reasons, for example, due to a less than full allocation of their normative requirement under NCDP, seasonality of their coal requirement and

limited requirement of coal that does not warrant a long-term linkage. The quantity of coal to be offered under E-Auction is reviewed from time to time by the MoC.

#### d) Provision for Expected credit loss

The Company provides for expected credit risk loss for doubtful/ credit impaired assets, by lifetime expected credit losses (Simplified approach). Refer Note-13, Trade Receivables.

### SIGNIFICANT ESTIMATES AND JUDGMENT– IMPAIRMENT OF FINANCIAL ASSETS

The impairment provisions for financial assets disclosed above are based on assumptions about risk of default and expected loss rates. The Company uses judgment in making these assumptions and selecting the inputs to the impairment calculation, based on the Company's past history, existing market conditions as well as forward looking estimates at the end of each reporting period.

#### e) Liquidity Risk

Prudent liquidity risk management implies maintaining sufficient cash and marketable securities and the availability of funding through an adequate amount of committed credit facilities to meet obligations when due. Due to the dynamic nature of the underlying businesses, Company treasury maintains flexibility in funding by maintaining availability under committed credit lines. Management monitors forecasts of the Company's liquidity position (comprising the undrawn borrowing facilities below) and cash and cash equivalents on the basis of expected cash flows. This is generally carried out at local level in the operating groups of the Company in accordance with practice and limits set by the Company.

### I. Financing arrangements

The Company has access to the following undrawn borrowing facilities at the end of the reporting period:

(₹ 'Crore)

	31.03.2021	31.03.2020
Expiring within one year ( Overdraft facilities & Bank Loan )	2250.00	1348.14
Expiring beyond one year (Bank Loans)	0.00	0.00

### II. Maturities of financial liabilities

The tables below analyses the Company's financial liabilities into relevant maturity groupings based on their contractual maturities.

The amounts disclosed in the table are the contractual undiscounted cash flows. Balances due within 12 months equal their carrying balances as the impact of discounting is not significant.

(₹ 'Crore)

Contractual maturities of financial liabilities as at 31.03.2022	Less than 3 months	3 months to 6 months	6 months to 1 year	1 year to 2 years	2 year to 5 years	Total
Borrowings	0.00	0.00	0.00	0.00	0.00	<b>0.00</b>
Obligation under lease	12.22	12.22	19.49	48.82	107.53	<b>200.28</b>
Trade payables	800.26	0.00	0.00	0.00	0.00	<b>800.26</b>
Other financial liabilities	1151.46	136.73	219.73	10.85	272.86	<b>1791.63</b>
<b>Total</b>	<b>1963.94</b>	<b>148.95</b>	<b>239.22</b>	<b>59.67</b>	<b>380.39</b>	<b>2792.17</b>
Contractual maturities of financial liabilities as at 31.03 .2021	Less than 3 months	3 months to 6 months	6 months to 1 year	1 year to 2 years	2 year to 5 years	Total
Borrowings	2052.08	0.00	0.00	0.00	0.00	<b>2052.08</b>
Obligation under lease	0.00	0.00	0.00	0.00	0.00	<b>0.00</b>
Trade payables	1208.53	0.00	0.00	0.00	0.00	<b>1208.53</b>
Other financial liabilities	1159.91	135.22	167.50	17.76	214.99	<b>1695.38</b>
<b>Total</b>	<b>4420.52</b>	<b>135.22</b>	<b>167.5 0</b>	<b>17.76</b>	<b>214.99</b>	<b>4955.99</b>

**f) Market risk****I. Foreign currency risk**

The Company is exposed to foreign exchange risk arising from foreign currency transactions. The Company also imports and risk is managed by regular follow up. Company has a policy which is implemented when foreign currency risk becomes significant.

**II. Cash flow and fair value interest rate risk**

The Company's main interest rate risk arises from bank deposits with change in interest rate exposes the Company to cash flow interest rate risk. Company policy is to maintain most of its deposits at fixed rate.

Company manages the risk using guidelines from Department of public enterprises (DPE), diversification of bank deposits credit limits and other securities.

**g) Capital management**

The company being a government entity manages its capital as per the guidelines of Department of investment and public asset management under ministry of finance. Capital Structure of the company is as follows:

Capital Structure of the company is as follows:

(₹ 'Crore)

Particulars	31.03.2021	31.03.2020
Equity Share capital	4657.00	4657.00
Long Term Debt	0.00	0.00

### **3. EMPLOYEE BENEFITS: RECOGNITION AND MEASUREMENT(IND AS-19)(NOTE 21 & 28)**

#### **a) Defined Benefit Plans:**

##### **I. Gratuity:**

The Company provides for gratuity, a post-employment defined benefit plan ("the Gratuity Scheme") covering the eligible employees. The Gratuity Scheme is fully funded through trust maintained with Life Insurance Corporation of India, wherein employer contribution is 2.01% of basic salary and Dearness allowances. Every employee who has rendered continuous service of more than 5 years or more is entitled to receive gratuity amount equal to 15 days salary for each completed years of service computed as (15 days/26 days in a month\* last drawn salary and dearness allowance\* completed years of service) subject to maximum of ₹0.20 Crores at the time of separation from the company considering the provisions of the Payment of Gratuity Act 1972 as amended. The liability or asset recognized in the balance sheet in respect of the Gratuity Scheme is the present value of the defined benefit obligation at the end of the reporting period less the fair value of plan assets. The defined benefit obligation is calculated at each reporting date by actuary using the projected unit credit method. Re-measurement gains and losses arising from experience adjustments and changes in actuarial assumptions are recognized in the year in which they occur, directly in other comprehensive income (OCI).

##### **II. Post-Retirement Medical Benefit – Executive (CPRMSE)**

Company has post-retirement medical benefit scheme known as Contributory Post Retirement Medicare Scheme for Executive of CIL and its Subsidiaries (CPRMSE), to provide Medicare to the executives and their spouses in Company hospital/empaneled hospitals or outpatient/Domiciliary only in India subject to ceiling limit, on account of retirement on attaining the age of superannuation or are separated by the Company on medical ground or retirement under Voluntary Retirement Scheme under common coal cadre or Voluntary Retirement Scheme formulated and made applicable from time to time. Membership is not extended to the executives who resigns from the services of the CIL and its subsidiaries. The maximum amount reimbursable during the entire life for the retired executives and spouse taken together jointly or severally is ₹ 25 lakhs except for specified diseases with no upper limit. The Scheme is funded through trust maintained by the CIL at group level solely for this purpose. The liability for the scheme is recognised based on actuarial valuation done at each reporting date.

##### **III. Post-Retirement Medical Benefit – Non- Executive (CPRMS-NE)**

As a part of social security scheme under wage agreement, Company is providing Contributory Post-Retirement Medicare Scheme for non-executives (CPRMSE-NE) to provide medical care to the non-executives and their spouses and Divyang Child(ren) in Company hospital/empaneled hospitals or outpatient/Domiciliary only in India subject to ceiling limit, on account of retirement on attaining the age of superannuation or are separated by the Company on medical ground or retirement under Voluntary Retirement Scheme formulated and made applicable from time to time or resigns from the company at the age of 57 Years or above or on death to the spouse and Divyang Child(ren). The maximum amount reimbursable during the entire life for the retired non-executives, spouse and Divyang Child(ren) taken together jointly or severally is ₹ 8 lakhs except for specified diseases with no upper limit. The Scheme is funded through trust maintained by the CIL at group level solely for this purpose. The liability for the scheme is recognised based on actuarial valuation done at each reporting date except CPRMS-NE existing employees, which is started from current year.

## **b) Defined Contribution Plans**

### **I. Provident Fund and Pension**

Company pays fixed contribution towards Provident Fund and Pension Fund at pre-determined rates based on a fixed percentage of the eligible employee's salary i.e. 12% and 7% of Basic salary and Dearness Allowance towards Provident Fund and Pension Fund respectively. These funds are governed by a separate statutory body under the control of Ministry of Coal, Government of India, named Coal Mines Provident Fund Organisation (CMPFO). The contribution towards the fund for the period is recognized in the Statement of Profit & Loss.

### **II. CIL Executive Defined Contribution Pension Scheme (NPS)**

The company provides a post-employment contributory pension scheme to the executives of the Company known as "CIL Executive Defined Contribution Pension Scheme -2007" (NPS). NPS is being administered through separate trust at group level solely formed for the purpose. The obligation of the Company is to contribute to the trust to the extent of amount not exceeding 30% of basic pay and dearness allowance less employer's contribution towards provident fund, gratuity, post-retirement medical benefits -Executive i.e. CPRMSE or any other retirement benefits. The current employer contribution of 6.99% of basic and Dearness Allowance is being charged to statement of profit and loss.

## **c) Other Long Term Employee Benefits**

### **I. Leave encashment**

The company provides benefit of total Earned Leave (EL) of 30 days and Half Paid Leave (HPL) of 20 days to the executives of the company, accrued and credited proportionately on half yearly basis on the first day of January and July of every year. During the service, 75% EL credited balance is one time encashable in each calendar year subject to ceiling of maximum 60 days EL encashment. Accumulated HPL is not permitted for encashment during the period of service. On superannuation, EL and HPL together is considered for encashment subject to the overall limit of 300 days without commutation of HPL. In case of non-executives, Leave encashment is governed by the National Coal Wage Agreement (NCWA) and at present the workmen are entitled to get encashment of earned leave at the rate of 15 days per year and on discontinuation of service due to death, retirement, superannuation and VRS, the balance leave or 150 days whichever is less, is allowed for encashment. Therefore, the liabilities for earned leave are expected to be settled during the service as well as after the retirement of employee. They are therefore measured as the present value of expected future payments to be made in respect of services provided by employees up to the end of the reporting period using the projected unit credit method. The benefits are discounted using the market yields at the end of the reporting period that have terms approximating to the terms of the related obligation. The liability under the scheme is borne by the Company as per actuarial valuation at each reporting date.

### **II. Life Cover Scheme (LCS)**

As a part of social security scheme under wage agreement, the Company has Life Cover Scheme under Deposit Linked Insurance Scheme, 1976 notified by the Ministry of Labour, Government of India, known as "Life Cover Scheme of Coal India Limited" (LCS). An amount of ₹ 1,25,000 is paid under the scheme w.e.f 01.10.2017. The expected cost of the benefits is recognised when an event occurs that causes the benefit payable under the scheme.

### **III. Settlement Allowances**

As a part of wage agreement, a lump sum amount of ₹ 12000/- is paid to all the non-executive cadre employees governed under NCWA on their superannuation on or after 31.10.2010 as settling-in allowance. The liability under the scheme is borne by the Company as per actuarial valuation at each reporting date.

### **IV. Group Personal Accident Insurance (GPAIS)**

Company has taken group insurance scheme from United India Insurance Company Limited to cover the executives of the company against personal accident known as "Coal India Executives Group Personal Accident Insurance Scheme" (GPAIS). GPAIS covers all types of accident on 24 hour basis worldwide. Premium for the scheme is borne by the Company.

## V. Leave Travel Concession (LTC)

As a part of wage agreement, Non-executive employees are entitled to travel assistance for visiting their home town and for “Bharat Bhraman” once in a block of 4 years. A lump sum amount of ₹ 8000/- and ₹ 12000/- is paid for visiting Home town and “Bharat Bhraman”, respectively. The liability for the scheme is recognised based on actuarial valuation at each Balance Sheet date.

## VI. Compensation to Dependent on Mine Accident Benefits

As a part of social security scheme under wage agreement, the company provides the benefits admissible under The Employee's Compensation Act, 1923. An amount of ` 15 lakhs is paid to the next of kin of an employee in case of a fatal mine accident w.e.f 07.11.2019. The expected cost of the benefits is recognised when an event occurs that causes the benefit payable under the scheme.

## FUNDING STATUS OF DEFINED BENEFIT PLANS, DEFINED CONTRIBUTION PLANS AND OTHER LONG TERM EMPLOYEE BENEFITS PLANS, WHICH ARE VALUED ON ACTUARIAL BASIS, ARE AS UNDER:

### (I) Funded

- Gratuity
- Leave Encashment
- Post Retired Medical Benefits

### (II) Unfunded

- Life Cover Scheme
- Settlement Allowance
- Group Personal Accident Insurance
- Leave Travel Concession
- Compensation to dependent on Mine Accident Benefits

Total Liability as on 31.03.2022 based on valuation made by the Actuary, details of which are mentioned below:

(₹ 'Crore)

Head	Opening Actuarial Provision as on 1 <sup>st</sup> April, 2021	Incremental/ (Decremental) Provision	Closing Actuarial Provision as on 31 <sup>st</sup> March, 2022
Gratuity	3420.28	(-)286.17	3134.11
Leave	604.35	(-)44.72	559.63
Life Cover Scheme	11.82	(-)11.82	0.00
Settlement Allowance	28.54	(-)2.70	25.84
Group Personal Accident Insurance Scheme	0.12	(-)0.12	0.00
LTC / LTC/ RRF	45.88	(-)10.13	35.75
Medical Benefit (Executives)	220.75	(-)14.41	206.34
Medical Benefit (Non Executives)	319.83	178.31	498.14
Mines Accident Benefit	10.93	(-)10.93	0.00
<b>TOTAL</b>	<b>4662.50</b>	<b>(-)202.69</b>	<b>4459.81</b>

**d) Disclosure as per Actuary's Certificate**

The disclosures as per actuary's certificate for employee benefits for Gratuity (funded), Leave Encashment (funded) and Post-Retirement Medical Benefits (funded) are given below: -

**(I) Actuarial Valuation of Gratuity Liability as at 31.03.2022 Certificates as per Ind AS 19**

**TABLE 1: DISCLOSURE OF DEFINED BENEFIT COST**

(₹ 'Crore)

Particulars	As at 31.03.2022	As at 31.03.2021
<b>A. Profit &amp; Loss (P&amp;L)</b>		
Current Service Cost	120.65	145.28
Past service cost -plan amendments	0.00	0.00
Curtailment cost/(credit)	0.00	0.00
Settlement cost/(credit)	0.00	0.00
<b>Service cost</b>	<b>120.65</b>	<b>145.28</b>
Net interest on net defined benefit liability/(asset)	71.01	54.83
Immediate recognition of (gains)/losses -other long term employee benefit plans	0.00	0.00
<b>Cost recognised in P&amp;L</b>	<b>191.66</b>	<b>200.11</b>
<b>B. Other Comprehensive Income (OCI)</b>		
Actuarial (gain)/loss due to DBO experience	(-)210.90	64.99
Actuarial (gain)/loss due to DBO assumption changes	10.69	(-)60.10
Actuarial (gain)/loss arising during period	(-)200.21	4.89
Return on plan assets (greater)/less than discount rate	4.03	3.62
<b>Actuarial (gains)/ losses recognized in OCI</b>	<b>(-)196.18</b>	<b>8.51</b>
<b>C. Defined Benefit Cost</b>		
Service cost	120.65	145.28
Net interest on net defined benefit liability / (asset)	71.01	54.83
Actuarial (gains)/ losses recognized in OCI	(-)196.18	8.51
Immediate recognition of (gains)/losses - other long term employee benefit plans	0.00	0.00
<b>Defined Benefit Cost</b>	<b>(-)4.52</b>	<b>208.62</b>
<b>D. Assumptions as at</b>		
Discount Rate	6.8 0%	6.85%
Rate of salary increase	Executives: 9% Non-Executives: 6.25%	Executives: 9% Non -Executives: 6.25%

## TABLE 2: NET BALANCE SHEET POSITION

(₹ 'Crore)

Particulars	As at 31.03.2022	As at 31.03.2021
<b>A. Development of Net Balance Sheet Position</b>		
Defined benefit obligation (DBO)	(-)3134.11	(-)3420.28
Fair value of plan assets (FVA)	2227.40	2258.23
Funded status [surplus/(deficit)]	(-)906.71	(-)1162.05
Effect of Asset ceiling	0.00	0.00
<b>Net defined benefit asset/ (liability)</b>	<b>(-)906.71</b>	<b>(-)1162.05</b>
<b>B. Reconciliation of Net Balance Sheet Position</b>		
Net defined benefit asset/ (liability) at end of prior period	(-)1162.05	(-)971.53
Service cost	(-)120.65	(-)145.28
Net interest on net defined benefit liability/ (asset)	(-)71.01	(-)54.83
Amount recognised in OCI	196.18	(-)8.51
Employer contributions	18 0.77	18.10
Benefit paid directly by the Company	70.05	0.00
Acquisitions credit/ (cost)	0.00	0.00
Divestitures	0.00	0.00
Cost of termination benefits	0.00	0.00
<b>Net defined benefit asset/ (liability) at end of current period</b>	<b>(-)906.71</b>	<b>(-)1162.05</b>
<b>C. Assumptions as at</b>		
Discount Rate	6.80%	6.85%
Rate of salary increase	Executives: 9% Non-Executives: 6.25%	Executives: 9% Non -Executives: 6.25%

### TABLE 3: CHANGES IN BENEFIT OBLIGATIONS AND ASSETS

(₹ 'Crore)

Particulars	As at 31.03.2022	As at 31.03.2021
<b>A. Change in Defined Benefit Obligation (DBO)</b>		
<b>DBO at end of prior period</b>	3420.28	3391.61
Current service cost	120.65	145.28
Interest cost on the DBO	219.69	220.61
Curtailement (credit)/ cost	0.00	0.00
Settlement (credit)/ cost	0.00	0.00
Past service cost - plan amendments	0.00	0.00
Acquisitions (credit)/ cost	0.00	0.00
Actuarial (gain)/loss - experience	(-)210.90	64.99
Actuarial (gain)/loss - demographic assumptions	0.00	0.00
Actuarial (gain)/loss - financial assumptions	10.69	(-)60.10
Benefits paid directly by the Company	0.00	0.00
Benefits paid	(-)426.30	(-)342.11
<b>DBO at end of current period</b>	<b>3134.11</b>	<b>3420.28</b>
<b>B. Change in Fair Value of Assets</b>		
<b>Fair value of assets at end of prior period</b>	2258.23	2420.08
Acquisition adjustment	0.00	0.00
Interest income on plan assets	148.68	165.78
Employer contributions	18 0.77	18.10
Return on plan assets greater/(lesser) than discount rate	(-)4.03	(-)3.62
Benefits paid	(-)356.25	(-)342.11
<b>Fair Value of assets at the end of current period</b>	<b>2227.40</b>	<b>2258.23</b>

### TABLE 4: ADDITIONAL DISCLOSURE INFORMATION

(₹ 'Crore)

Particulars	(₹ 'Crore)
<b>A. Expected benefit payments for the year ending</b>	
March 31, 2023	288.80
March 31, 2024	303.78
March 31, 2025	338.10
March 31, 2026	329.83
March 31, 2027	340.70

(₹ 'Crore)

March 31, 2028 to March 31, 2032	1486.49
Beyond 10 years	2638.21
<b>B. Expected employer contributions for the period ending 31 March 2023</b>	95.73
<b>C. Weighted average duration of defined benefit obligation</b>	7 years
<b>D. Accrued Benefit Obligation at 31 March 2022</b>	2227.54
<b>E. Plan Asset Information as at 31 March 2022</b>	%age
Government of India Securities (Central and State)	0.00%
High quality corporate bonds (including Public Sector Bonds)	0.00%
Equity shares of listed companies	0.00%
Property	0.00%
Cash (including Special Deposits)	0.00%
Schemes of insurance - conventional products	100.00%
Schemes of insurance - ULIP products	0.00%
Other	0.00%
<b>Total</b>	<b>100.00%</b>
<b>F. Current and Non-Current Liability Breakup as at 31 March 2022</b>	
Current Liability	279.45
Non-Current Asset/ (Liability)	2854.66
<b>Liability as at 31 March 2022</b>	<b>3134.11</b>

**TABLE 5: SENSITIVITY ANALYSIS**

(₹ 'Crore)

Particulars	(₹ 'Crore)
<b>DBO on base assumptions as at 31 March 2022</b>	<b>3134.11</b>
<b>A. Discount Rate</b>	
<b>Discount Rate as at 31 March 2022</b>	<b>6.80%</b>
Effect on DBO due to 0.5% increase in Discount Rate	(-)103.89
<i>Percentage Impact</i>	-3%
Effect on DBO due to 0.5% decrease in Discount Rate	110.85
<i>Percentage Impact</i>	4%

(₹ 'Crore)

<b>B. Salary Escalation Rate</b>	
<b>Salary Escalation Rate as at 31 March 2022</b>	<b>Executives: 9%</b> <b>Non-Executives: 6.25%</b>
Effect on DBO due to 0.5% increase in Salary Escalation Rate	61.45
<i>Percentage Impact</i>	2%
Effect on DBO due to 0.5% decrease in Salary Escalation Rate	(-)66.34
<i>Percentage Impact</i>	-2%

## II. Group Gratuity Assurance Scheme

Company has adopted the Employees Group Gratuity Assurance Scheme with LIC of India for its employees and for which a MOU has already been entered into with LIC in the year 2012-13. To manage the aforesaid Scheme an Employees Group Gratuity Trust has been formed by entering into a Trust Deed with the Trustees. Balance with LIC under the said Scheme as on 31 March, 2022 is as follows:

(₹ 'Crore)

<b>Particulars</b>	<b>As at 31.03.2022</b>	<b>As at 31.03.2021</b>
Opening Balance at the beginning of the Year	2258.23	2420.08
Add: Investment during the Period/Year	180.77	18.10
Add: Interest earned during the Period/Year	144.65	181.51
Less: Net Premium charged by LIC for the Period/Year	16.90	19.35
Less: Gratuity Fund released by LIC during the Period/Year	339.35	342.11
Closing Balance at the end of the Period/Year	2227.40	2258.23

## III. Actuarial Valuation of Leave Encashment Benefit as at 31.03.2022 Certificates as per Ind AS 19

### TABLE 1: DISCLOSURE OF DEFINED BENEFIT COST

(₹ 'Crore)

<b>Particulars</b>	<b>As at 31.03.2022</b>	<b>As at 31.03.2021</b>
<b>A. Profit &amp; Loss (P&amp;L)</b>		
Current Service Cost	95.21	90.98
Past service cost-plan amendments	0.00	0.00
Curtailement cost/(credit)	0.00	0.00
Settlement cost/(credit)	0.00	0.00
<b>Service cost</b>	<b>95.22</b>	<b>90.98</b>
Net interest on net defined benefit liability/(asset)	32.14	41.56
Immediate recognition of (gains)/losses-other long term employee benefit plans	(-)26.67	(-)117.11
<b>Cost recognised in P&amp;L</b>	<b>100.68</b>	<b>15.43</b>

(₹ 'Crore)

<b>B. Other Comprehensive Income (OCI)</b>		
Actuarial (gain)/loss due to DBO experience	(-)28.33	(-)101.43
Actuarial (gain)/loss due to DBO assumption changes	2.49	(-)13.66
Actuarial (gain)/loss arising during period	(-)25.84	(-)115.09
Return on plan assets (greater)/less than discount rate	(-)0.83	(-)2.03
<b>Actuarial (gains)/ losses recognized in OCI</b>	<b>0.00</b>	<b>0.00</b>
<b>C. Defined Benefit Cost</b>		
Service cost	95.21	90.98
Net interest on net defined benefit liability / (asset)	32.14	41.56
Actuarial (gains)/ losses recognized in OCI	0.00	0.00
Immediate recognition of (gains)/losses – other long term employee benefit plans	(-)26.67	(-)117.11
<b>Defined Benefit Cost</b>	<b>100.68</b>	<b>15.43</b>
<b>D. Assumptions as at</b>		
Discount Rate	6.80%	6.85%
Rate of salary increase	Executives: 9% Non-Executives: 6.25%	Executives: 9% Non-Executives: 6.25%

**TABLE 2: NET BALANCE SHEET POSITION**

(₹ 'Crore)

Particulars	As at	As at
	31.03.2022	31.03.2021
<b>A. Development of Net Balance Sheet Position</b>		
Defined benefit obligation (DBO)	(-)559.63	(-)604.35
Fair value of plan assets (FVA)	112.76	12.13
Funded status [surplus/(deficit)]	(-)446.87	(-)592.22
Effect of Asset ceiling	0.00	0.00
<b>Net defined benefit asset/ (liability)</b>	<b>(-)446.87</b>	<b>(-)592.22</b>
<b>B. Reconciliation of Net Balance Sheet Position</b>		
Net defined benefit asset/ (liability) at end of prior period	(-)592.22	(-)636.80
Service cost	(-)95.21	(-)90.98
Net interest on net defined benefit liability/ (asset)	(-)32.14	(-)41.56
Actuarial (losses)/ gains	26.67	117.11
Employer contributions	196.01	60.00
Benefit paid directly by the Company	50.02	0.00
Acquisitions credit/ (cost)	0.00	0.00
Divestitures	0.00	0.00
Cost of termination benefits	0.00	0.00
<b>Net defined benefit asset/ (liability) at end of current period</b>	<b>(-)446.87</b>	<b>(-)592.22</b>

(₹'Crore)

C. Assumptions as at		
Discount Rate	6.80%	6.85%
Rate of salary increase	Executives: 9%	Executives: 9%
	Non-Executives: 6.25%	Non-Executives: 6.25%

**TABLE 3: CHANGES IN BENEFIT OBLIGATIONS AND ASSETS**

(₹'Crore)

Particulars	As at 31.03.2022	As at 31.03.2021
<b>A. Change in Defined Benefit Obligation (DBO)</b>		
<b>DBO at end of prior period</b>	604.35	646.25
Current service cost	95.21	90.98
Interest cost on the DBO	36.24	42.21
Curtailement (credit)/ cost	0.00	0.00
Settlement (credit)/ cost	0.00	0.00
Past service cost - plan amendments	0.00	0.00
Acquisitions (credit)/ cost	0.00	0.00
Actuarial (gain)/loss - experience	(-)28.33	(-)101.43
Actuarial (gain)/loss - demographic assumptions	0.00	0.00
Actuarial (gain)/loss - financial assumptions	2.49	(-)13.66
Benefits paid directly by the Company	0.00	0.00
Benefits paid	(-)150.33	(-)60.00
<b>DBO at end of current period</b>	<b>559.63</b>	<b>604.35</b>
<b>B. Change in Fair Value of Assets</b>		
<b>Fair value of assets at end of prior period</b>	12.13	9.45
Acquisition adjustment	0.00	0.00
Interest income on plan assets	4.10	0.65
Employer contributions	196.01	60.00
Return on plan assets greater/(lesser) than discount rate	0.83	2.03
Benefits paid	(-)100.31	(-)60.00
<b>Fair Value of assets at the end of current period</b>	<b>112.76</b>	<b>12.13</b>

**TABLE 4: ADDITIONAL DISCLOSURE INFORMATION**

(₹'Crore)

Particulars	(₹'Crore)
<b>A. Expected benefit payments for the year ending</b>	
March 31, 2023	44.05

March 31, 2024	46.38
March 31, 2025	54.18
March 31, 2026	57.63
March 31, 2027	52.18
March 31, 2028 to March 31, 2032	224.54
Beyond 10 years	797.52
<b>B. Expected employer contributions for the period ending 31<sup>st</sup> March 2023</b>	140.03
<b>C. Weighted average duration of defined benefit obligation</b>	9 years
<b>D. Accrued Benefit Obligation at 31<sup>st</sup> March 2022</b>	335.85
<b>E. Plan Asset Information as at 31<sup>st</sup> March 2022</b>	%age
Government of India Securities (Central and State)	0.00%
High quality corporate bonds (including Public Sector Bonds)	0.00%
Equity shares of listed companies	0.00%
Property	0.00%
Cash (including Special Deposits)	0.00%
Schemes of insurance - conventional products	100.00%
Schemes of insurance - ULIP products	0.00%
Other	0.00%
<b>Total</b>	<b>100.00%</b>
<b>F. Current and Non-Current Liability Breakup as at 31<sup>st</sup> March 2022</b>	
Current Liability	42.62
Non-Current Asset/ (Liability)	517.01
<b>Liability as at 31 March 2022</b>	<b>559.63</b>

**TABLE 5: SENSITIVITY ANALYSIS**

(₹ 'Crore)

Particulars	(₹ 'Crore)
<b>DBO on base assumptions as at 31<sup>st</sup> March 2022</b>	<b>591.23</b>
<b>A. Discount Rate</b>	
<b>Discount Rate as at 31<sup>st</sup> March 2022</b>	<b>6.80%</b>
Effect on DBO due to 0.5% increase in Discount Rate	(-)23.24
<i>Percentage Impact</i>	-4%
Effect on DBO due to 0.5% decrease in Discount Rate	25.12
<i>Percentage Impact</i>	4%

(₹ 'Crore)

<b>B. Salary Escalation Rate</b>	
<b>Salary Escalation Rate as at 31<sup>st</sup> March 2022</b>	<b>Executives: 9%</b> <b>Non-Executives: 6.25%</b>
Effect on DBO due to 0.5% increase in Salary Escalation Rate	24.93
<i>Percentage Impact</i>	4%
Effect on DBO due to 0.5% decrease in Salary Escalation Rate	(-)23.29
<i>Percentage Impact</i>	-4%

**IV. Leave Encashment Funding**

Coal India Board accorded its approval in the 322nd meeting held on 13th November 2015 for funding of Leave Encashment Liability with Life Insurance Corporation of India and IRDAI approved Life Insurance Companies in the ratio of 70:30. Selection of IRDAI approved Life Insurance Companies is under process at CIL level. In the meantime, all subsidiaries companies were advised by CIL to initiate the funding of Leave Encashment liability with LIC of India in New Group Leave Encashment Plan. Accordingly, the Company has started funding in the BCCL Employees' New Group Leave Encashment Plan adopting the Master Proposal of LIC namely 'New Group Leave Encashment Cash Accumulation Scheme (UIN512N282V01)'. Balance with LIC under the said Scheme is as follows:

(₹ 'Crore)

<b>Particulars</b>	<b>As at 31.03.2022</b>	<b>As at 31.03.2021</b>
Opening Balance at the beginning of the Year	12.13	9.45
Add: Investment during the Period/Year	196.01	60.00
Add: Interest earned during the Period/Year	4.93	2.88
Less: Net Charges paid to LIC for the Period/Year	0.31	0.20
Less: Fund released by LIC during the Period/Year	100.00	60.00
Closing Balance at the end of the Period/Year	112.76	12.13

**V. Actuarial Valuation of Post-Retirement Medical Benefit as at 31.03.2022 Certificates as per Ind AS 19****TABLE1: DISCLOSURE OF DEFINED BENEFIT COST**

(₹ 'Crore)

<b>Particulars</b>	<b>As at 31.03.2022</b>	<b>As at 31.03.2021</b>
<b>A. Profit &amp; Loss (P&amp;L)</b>		
Current Service Cost	15.61	0.00
Past service cost-plan amendments	306.34	0.00
Curtailement cost/(credit)	0.00	0.00
Settlement cost/(credit)	0.00	0.00
<b>Service cost</b>	<b>321.95</b>	<b>0.00</b>
Net interest on net defined benefit liability/(asset)	24.56	0.00
Immediate recognition of (gains)/losses-other long term employee benefit plans	0.00	0.00
<b>Cost recognised in P&amp;L</b>	<b>346.51</b>	<b>0.00</b>

<b>B. Other Comprehensive Income (OCI)</b>		
Actuarial (gain)/loss due to DBO experience	79.21	0.00
Actuarial (gain)/loss due to DBO assumption changes	37.13	0.00
Actuarial (gain)/loss arising during period	116.34	0.00
Return on plan assets (greater)/less than discount rate	(-)18.17	0.00
<b>Actuarial (gains)/ losses recognized in OCI</b>	<b>98.17</b>	<b>0.00</b>
<b>C. Defined Benefit Cost</b>		
Service cost	321.95	0.00
Net interest on net defined benefit liability / (asset)	24.56	0.00
Actuarial (gains)/ losses recognized in OCI	98.17	0.00
Immediate recognition of (gains)/losses – other long term employee benefit plans	0.00	0.00
<b>Defined Benefit Cost</b>	<b>444.68</b>	<b>0.00</b>
<b>D. Assumptions as at</b>		
Discount Rate	6.80%	
Medical Inflation Rate	0.00%	

**TABLE 2: NET BALANCE SHEET POSITION**

(₹ 'Crore)

Particulars	As at 31.03.2022	As at 31.03.2021
<b>A. Development of Net Balance Sheet Position</b>		
Defined benefit obligation (DBO)	(-)704.49	0.00
Fair value of plan assets (FVA)	218.05	0.00
Funded status [surplus/(deficit)]	(-)486.44	0.00
Effect of Asset ceiling	0.00	0.00
<b>Net defined benefit asset/ (liability)</b>	<b>(-)486.44</b>	<b>0.00</b>
<b>B. Reconciliation of Net Balance Sheet Position</b>		
Net defined benefit asset/ (liability) at end of prior period	(-)215.72	0.00
Service cost	(-)321.95	0.00
Net interest on net defined benefit liability/ (asset)	(-)24.56	0.00
Amount recognised in OCI	(-)98.17	0.00
Employer contributions	96.16	0.00
Benefit paid directly by the Company	77.80	0.00
Acquisitions credit/ (cost)	0.00	0.00
Divestitures	0.00	0.00
Cost of termination benefits	0.00	0.00
<b>Net defined benefit asset/ (liability) at end of current period</b>	<b>(-)486.44</b>	<b>0.00</b>
<b>C. Assumptions as at</b>		
Discount Rate	6.80%	
Medical Inflation Rate	0.00%	

**TABLE 3: CHANGES IN BENEFIT OBLIGATIONS AND ASSETS**

(₹ 'Crore)

Particulars	As at 31.03.2022	As at 31.03.2021
<b>A. Change in Defined Benefit Obligation (DBO)</b>		
<b>DBO at end of prior period</b>	319.65	0.00
Current service cost	15.61	0.00
Interest cost on the DBO	34.62	0.00
Curtailement (credit)/ cost	0.00	0.00
Settlement (credit)/ cost	0.00	0.00
Past service cost - plan amendments	306.34	0.00
Acquisitions (credit)/ cost	0.00	0.00
Actuarial (gain)/loss - experience	79.20	0.00
Actuarial (gain)/loss - demographic assumptions	32.80	0.00
Actuarial (gain)/loss - financial assumptions	4.34	0.00
Benefits paid directly by the Company	0.00	0.00
Benefits paid	(-)88.07	0.00
<b>DBO at end of current period</b>	<b>704.49</b>	<b>0.00</b>
<b>B. Change in Fair Value of Assets</b>		
<b>Fair value of assets at end of prior period</b>	103.93	0.00
Acquisition adjustment	0.00	0.00
Interest income on plan assets	10.06	0.00
Employer contributions	96.17	0.00
Return on plan assets greater/(lesser) than discount rate	18.16	0.00
Benefits paid	(-)10.27	0.00
<b>Fair Value of assets at the end of current period</b>	<b>218.05</b>	<b>0.00</b>

**TABLE 4: ADDITIONAL DISCLOSURE INFORMATION** (₹ 'Crore)

Particulars	
<b>A. Expected benefit payments for the year ending</b>	
March 31, 2023	28.75
March 31, 2024	32.75
March 31, 2025	36.85
March 31, 2026	40.77
March 31, 2027	44.36
March 31, 2028 to March 31, 2032	262.64
Beyond 10 years	1518.89
<b>B. Weighted average duration of defined benefit obligation</b>	
	13 years
<b>C. Accrued Benefit Obligation at 31<sup>st</sup> March 2022</b>	
	704.49

<b>D. Current and Non-Current Liability Breakup as at 31<sup>st</sup> March 2022</b>	
Current Liability	27.82
Non-Current Asset/ (Liability)	676.67
<b>Liability as at 31 March 2022</b>	<b>704.49</b>

### TABLE 5: SENSITIVITY ANALYSIS

(₹ 'Crore)

Particulars	(₹ 'Crore)
<b>DBO on base assumptions as at 31<sup>st</sup> March 2022</b>	<b>704.49</b>
<b>A. Discount Rate</b>	
<b>Discount Rate as at 31<sup>st</sup> March 2022</b>	<b>6.80%</b>
Effect on DBO due to 0.5% increase in Discount Rate	(-)41.50
<i>Percentage Impact</i>	-6%
Effect on DBO due to 0.5% decrease in Discount Rate	45.87
<i>Percentage Impact</i>	7%

#### VI. Post-Retirement Medical Benefit Funding

The status of fund as on 31.03.2022 is as follows:

(₹ 'Crore)

Particulars	As at 31.03.2022	As at 31.03.2021
Opening Balance at the beginning of the Year	103.93	92.63
Add: Investment during the Period/Year	96.17	11.76
Add: Interest earned during the Period/Year	28.22	0.00
Less: Net Charges for the Period/Year	0.00	0.00
Less: Fund withdrawn during the Period/Year	10.27	0.46
Closing Balance at the end of the Period/Year	218.05	103.93

#### 6. Provisions, Contingent Liabilities and Contingent Assets (Ind AS 37)

##### a) Contingent Liabilities

##### i. Claims against the Company not acknowledged as debts

(₹'Crore)

Sl No.	Particulars	Central Government	State Government and local authority	Central Public Sector Enterprises	Others	Total
1.	Opening as on 01.04.2021	1481.32	18423.85	0.00	594.56	20499.73
2.	Additions during the year	739.72	33.67	0.00	29.68	803.07
3.	Claims settled during the year					
	a. From Opening Balance	59.53	9.43	0.00	4.07	73.03
	b. Out of addition during the year	0.00	0.00	0.00	0.00	0.00
	c. Total Claims settled during the year (a+b)	59.53	9.43	0.00	4.07	73.03
4.	Closing as on 31.03.2022	2161.51	18448.09	0.00	620.17	21229.77

(₹'Crore)

Particulars		Contingent Liability	
		As at 31.03.2022	As at 31.03.2021
Central Government	Income Tax	1334.77	815.73
	Sales Tax : CST	556.07	550.78
	Central Excise	265.72	107.23
	Service Tax	4.95	7.58
	<b>Sub-Total</b>	<b>2161.51</b>	<b>1481.32</b>
State Government and local authority	Sales Tax : VAT	496.49	472.84
	GST	0.04	0.04
	Royalty	315.79	315.85
	Holding Tax	252.23	252.23
	Compensation against Common Cause Case	17344.46	17344.46
	Electricity Duty	22.80	22.15
	Others Statutory Dues (RE/PE Cess)	16.28	16.28
<b>Sub-Total</b>	<b>18448.09</b>	<b>18423.85</b>	
Central Public Sector Enterprises		0.00	0.00
	<b>Sub- Total</b>	<b>0.00</b>	<b>0.00</b>
Others	Suits against the Company under litigation	487.82	467.18
	Arbitration proceedings	71.12	71.12
	Misc (Land)	61.23	56.26
	<b>Sub-Total</b>	<b>620.17</b>	<b>594.56</b>
	<b>Grand Total</b>	<b>21229.77</b>	<b>20499.73</b>

The Company does reasonably expect that all the claims/suits (including lawsuit filed by other Companies) against the Company in legal disputes/litigations, when ultimately concluded and determined, will not have a material and adverse effect on the Company's result of operations or financial condition.

- I. Penalty pursuant to Supreme Court Judgment in WP (Civil) 114 of 2014- Common Cause Case: Demand notices amounting to ₹ 17344.46 crore have been issued in respect of 47 Projects/Mines/Collieries of the Company by State Government in pursuance of the judgment dated 02.08.2017 of Hon'ble Supreme Court of India vide W.P. (C) No. 114 of 2014 in Common Cause vs. Union of India & Ors. It has been alleged that Coal Production have been undertaken either without Environmental Clearance, Forest Clearance, Consent to operate and/or NOC/Consent to Establish or beyond the approved limits of production given under such clearances. The execution of the above demand notices is stayed in exercise of the power under rule 55(5) of Mineral Concession Rules, 1960 read with Sec 30 of the MMDR Act, till further order. Accordingly, the above amount has been shown as Contingent Liability.
- II. Various Certificate Cases are pending before Certificate Officer in District Mining Officer's (D.M.O's) Office in respect of Royalty on shortage of Stock of Coal at Areas. Hon'ble Supreme Court has directed the D.M.O's to quantify the demand for Royalty payable after determining shortages arising from inflation, pilferage, over reporting of production of Coal etc.
- III. In view of above direction of the Hon'ble Supreme Court, the amount involved as per Certificate Case is yet to be revised/ confirmed by the D.M.O. Hence the same has not been provided in the financial statements but has been considered as contingent liabilities as shown above.
- IV. Due to dispute on Lease Agreement of Captive Power Plant (WJ Area), the Service Tax on outstanding Lease Rent from 2nd Year of 2014-15 (Service Tax for the 1st Year of 2014-15 on the corresponding outstanding Lease Rent already paid) to 3rd Year of 2015-2016 (Plant handed over to the Company on 15.12.2016) amounting to ₹ 1.06 Crore has been shown under Contingent Liability.
- V. The Company has preferred a writ petition bearing no. WP(T)3583 of 2015 before Hon'ble Jharkhand High Court against Demand Notice from Dhanbad Municipal Corporation for payment of Holding Tax amounting to ₹ 252.23 Crore. Since the matter is sub-judice the same has been shown as Contingent Liability under the head "Holding Tax".

## VI. DISPUTED RECEIVABLE / PAYABLE A/C DLF

As per the terms of Agreement, there are Receivables from DLF against cost of supply of (i) rejects and (ii) startup/back up / emergency power by Madhuban Coal Washery (MCW) to DLF and Payables to DLF for Energy received by MCW from Captive Power Plant (CPP) installed by DLF. The matter is sub-judice-one at Dhanbad Court and another at Appellate Tribunal for Electricity, New Delhi-on account of disputes over price/quality of rejects vis-à-vis below guaranteed performance of CPP. Accordingly, Interest receivable/payable on net outstanding has not been accounted for at this stage. However, the net interest @ 18% p.a simple upto 31st March, 2022 comes to ₹ 33.54 Crore (upto 31st March, 2021 ₹ 31.83 Crore) payable to DLF and has so been considered as Contingent Liability.

### b) Bank Guarantee issued by The Company

(₹ 'Crore)

Description	Amount	
	As at 31.03.2022	As at 31.03.2021
Against floating charge on current assets	261.08	56.08

### c) Letter of Credit issued by the Company

(₹ 'Crore)

Description	Amount	
	As at 31.03.2022	As at 31.03.2021
Outstanding as on balance sheet date	10.52	425.08

**d) Commitment****I) Capital Commitments**

(₹ 'Crore)

Description	Amount	
	As at 31.03.2022	As at 31.03.2021
Estimated amount of contract remaining to be executed on capital account not provided for.		
a) Land	1.26	0.04
b) Building	203.32	230.87
c) Plant & Machinery	195.24	491.67
d) Others	659.91	565.31

**II) Revenue/ Other Commitments**

(₹ 'Crore)

Description	Amount	
	As at 31.03.2022	As at 31.03.2021
Estimated amount of contract remaining to be executed on Revenue/Other account not provided for.		
a) HEMM Hiring		
b) Coal Transportation	10780.39	13140.76
c) Others	336.99	403.22
	88.68	168.46

**e) Provisions**

Details of movement in Non-Current / Current Provisions during the period ending 31st March, 2022 are as under:

**I) Non-Current Provisions for :**

(₹ 'Crore)

Note No	Provisions	Opg Balance As on 1 <sup>st</sup> April, 2021	Provision / Addition during the Year	Paid/Adjustment/ Write back during the Year	Clg Balance As on 31 <sup>st</sup> March, 2022
21	Gratuity	804.60	0.00	177.34	627.26
21	Leave Encashment	542.28	0.00	138.03	404.25
21	Post-Retirement Medical Benefits	403.53	55.09	0.00	458.62
21	Other Employee Benefits	68.31	0.00	26.18	42.13
21	Site restoration/Mines Closure	482.39	51.78	50.82	483.35
21	Others	0.00	0.00	0.00	0.00
21	Stripping Activity Adjustment	(-)568.46	88.44	0.00	(-)480.02
9&10	Doubtful capital advance, security deposits and other deposits - Other non-current assets	5.07	0.00	0.00	5.07
9&10	Doubtful deposits and receivables – Other financial assets	0.00	0.00	0.00	0.00

8	Doubtful loans	0.00	0.00	0.00	0.00
5	Exploration and Evaluation Assets (including impairment)	0.00	18.52	0.00	18.52
4	Capital WIP (including impairment)	47.64	2.33	12.05	37.92
3	Impairment of Assets – Property, Plant & Equipment's	82.63	13.05	0.00	95.68
	<b>Total</b>	<b>1867.99</b>	<b>229.21</b>	<b>404.42</b>	<b>1692.78</b>

II) The Company has entered into long-term contracts, in the form of Fuel Supply Agreements, with coal consumers for supply of coal as per the Annual Contracted Quantity (ACQ). The Fuel Supply Agreements provide for incentive for supply of coal over and above 90% of the ACQ as well as penalty for supply of coal below 90%/80%/60% of the ACQ, as the case may be. The incentive and penalty are determined at year end on year to year basis/consumer-wise. The Company has not entered into any long term derivative contract.

### III) Current Provisions for:

(₹ 'Crore)

Note No	Provisions	Opg Balance As on 1 <sup>st</sup> April, 2021	Provision / Addition during the Year	Paid/Adjustment/ Write back during the Year	Clg Balance As on 31 <sup>st</sup> March, 2022
21	Gratuity	357.45	0.00	78.00	279.45
21	Leave Encashment	49.94	0.00	7.32	42.62
21	Post-Retirement Medical Benefits	33.12	0.00	5.30	27.82
21	Ex-gratia	288.79	287.50	289.34	286.95
21	PRP	119.35	90.41	53.55	156.21
21	Other Employee Benefits	28.98	210.75	0.00	239.73
21	Site restoration/Mines Closure	0.00	0.00	0.00	0.00
13	Coal Quality Variance	123.24	180.33	116.50	187.07
13	Bad & Doubtful debts	510.99	23.21	155.63	378.57
12	Inventories – Stock of Coal	418.95	0.00	114.95	304.00
12	Inventories – Stock of Stores & Spares	63.68	13.36	0.08	76.96
11	Doubtful advance , deposits and receivables – Other current assets	1.10	0.00	0.00	1.10
9	Doubtful deposits and claims – Other financial assets	4.95	0.00	0.00	4.95
8	Doubtful loans	0.00	0.00	0.00	0.00
	<b>Total</b>	<b>2000.54</b>	<b>805.56</b>	<b>820.67</b>	<b>1985.43</b>

### f) Other Securities received by the Company

I) The Company is in possession of following fund based/non-fund based security received from suppliers/contractors/customers, etc. which has not been accounted for.

(₹ 'Crore)

Sl. No.	Nature of Security	Amount (₹ in Crore)	
		As at 31.03.2022	As at 31.03.2021
1	Bank Guarantee	1368.91	1279.60
2	Letter of Credit	58.00	14.00
3	NSC	0.22	0.15
4	FDR/TDR	3.31	1.52

II) A Contract was awarded to M/s AMR-BBB Consortium for “Development of Kapuria Block and extraction of coal from Kapuria Block by mass production technology package for a minimum guaranteed production of 2.0 MTY on turnkey basis” in April 2012. The said contract was cancelled on 21.01.2021 and three Performance Bank Guarantees of M/s AMR BBB Consortium has been encashed by BCCL of ₹ 41.20 crore. The Company had an outstanding Capital Advance of ₹ 38.23 crore which has been adjusted against the encashed Bank Guarantee and balance of ₹ 2.97 crore has been deposited with the registrar of Delhi High Court as per the direction of Delhi High Court vide its order dated 30.01.2021. The said amount of ₹ 2.97 crore is shown as Deposit with Courts in the books of accounts. One Bank Guarantee was encashed by Bank amounting to ₹ 12.78 crore and has been deposited with the registrar of Delhi High Court as per the direction of Delhi High Court vide its order dated 30.01.2021. Hence, total amount of ₹ 15.75 crore (₹ 2.97 crore + ₹ 12.78 crore) is lying deposited with the Registrar of Delhi High Court. Amount paid for DPR ₹ 6.50 crore as appearing under the head “Development” (CWIP Note-4) of WJ Area will be adjusted against Performance Bank Guarantee after outcome of ICC where arbitration case has been filed.

#### 5. Operating Segment: (Ind AS 108)

In accordance with the provisions of Ind AS 108 'operating segment', the operating segment used for presenting segment information are identified based on internal reports used by Board of Directors (BOD) to allocate resources to the segments and assess their performance. The BOD is the Company's Chief operating decision maker within the meaning of Ind AS 108.

The Company primarily operates in the coal mining; all other activities revolve around the main business. Hence, there are no other operating segments for the company. “Revenue from transactions with the following customer amount to 10 per cent or more of the company's revenues,-

Customer Sr. No.	Amount of Sale of Coal during the period	% of Total Sales
1	4369.54	32.02%
2	2247.60	16.47%

#### 6. Earnings per Share (Ind AS-33)-Statement of Profit & Loss

(₹ in Crore /Shares in numbers)

Particulars	Profit from Continuing Operation	
	Year ended 31.03.2022	Year ended 31.03.2021
Profit/(Loss) after tax	111.62	(-)1202.48
Less: Profit attributable to Pref. Shareholder	0.00	0.00
Net profit after tax attributable to Equity Shareholder	111.62	(-)1202.48

Weighted Average no. of Equity Shares Outstanding	46570000	46570000
Basic and Diluted Earnings per Share in Rupees (Face value ₹ 1000)	23.97	(-)258.21

## 7. Related Party Disclosures (Ind AS-24)

### a) Post-Employment Benefit Fund:

- 1.Coal India Employees Gratuity Fund
- 2.Coal Mines Provident Fund (CMPF)
- 3.Coal India Superannuation Benefit Fund Trust
- 4.Contributory Post-Retirement Medicare Scheme for Non-Executives Modified
- 5.CIL Executive Defined Contribution Pension Trust

The list of related parties is as follows: -

Name	Designation	W.e.f
Shri P. M. Prasad	Chairman cum Managing Director	01.02.2021 to 28.12.2021
Shri Samiran Dutta	Chairman cum Managing Director	28.12.2021; continuing
Shri P.V .K.R. Mallikarjuna	Director (Personnel)	01.06.2020; continuing
Shri Samiran Dutta	Director (Finance)	18.07.2019; continuing
Shri J. P. Gupta	Director (Technical/P&P)	01.04.2021 to 05.02.2022
Shri Sanjay Kumar Singh	Director (Technical/P&P/OP)	05.02.2022; continuing
Shri Chanchal Goswami	Director (Technical/OP)	04.11.2019 to 28.02.2022
Shri Binay Dayal	Part time Director [D(T) CIL]	09.11.2017 to 31.01.2022
Shri B. Veera Reddy	Part time Director [D(T) CIL]	24.02.2022; continuing
Shri B. P. Pati	Part time Director (JS, MoC, Govt. Nominee)	03.10.2018 to 03.01.2022
Shri Anandji Prasad	Part time Director (Project Advisor, MoC, Govt. Nominee)	03.01.2022; continuing
Lt. Gen Narendra Singh	Independent Director	10.07.2019; continuing
Smt. Shashi Singh	Independent Director	01.11.2021; continuing
Shri Alok Kumar Agrawal	Independent Director	01.11.2021; continuing
Shri Satyabrata Panda	Independent Director	01.11.2021; continuing
Shri Ram Kumar Roy	Independent Director	31.12.2021; continuing
Shri B.K. Parui	Company Secretary	30.08.2013; continuing

b) The following particulars are being stated regarding compensation paid to Key Management Personnel during the period ended 31st March, 2022:

(₹ 'Crore)

Particulars	Chairman-cum-Managing Director		Other Directors & Company Secretary		TOTAL	
	Year ended 31.03.2022	Year ended 31.03.2021	Year ended 31.03.2022	Year ended 31.03.2021	Year ended 31.03.2022	Year ended 31.03.2021
<b>Short Term Employee Benefits</b>						
Gross Salary	0.06	0.17	0.93	1.81	<b>0.99</b>	<b>1.98</b>
Performance related Pay	0.00	0.00	0.10	0.84	<b>0.10</b>	<b>0.84</b>
Perquisites	0.02	0.01	0.31	0.18	<b>0.33</b>	<b>0.19</b>
Medical Benefits	0.00	0.00	0.00	0.00	<b>0.00</b>	<b>0.00</b>
LTC/LLTC/Leave Encashment	0.00	0.00	0.13	0.12	<b>0.13</b>	<b>0.12</b>
<b>Post-Employment Benefits</b>						
PF & FPF Contribution	0.02	0.02	0.18	0.17	<b>0.20</b>	<b>0.19</b>
Leave encashment	0.00	0.00	0.15	0.31	<b>0.15</b>	<b>0.31</b>
Gratuity	0.00	0.00	0.20	0.40	<b>0.20</b>	<b>0.40</b>
<b>Other Long Term Benefits</b>	0.00	0.00	0.00	0.00	<b>0.00</b>	<b>0.00</b>
<b>Termination Benefits</b>	0.00	0.00	0.00	0.00	<b>0.00</b>	<b>0.00</b>
<b>Total</b>	<b>0.10</b>	<b>0.20</b>	<b>2.00</b>	<b>3.83</b>	<b>2.10</b>	<b>4.03</b>

c) Name wise remuneration to Key Managerial Personnel during the period ended 31st March, 2022 is given here under:

(₹ 'Crore)

SL No.	Name of KMP	Salary	Leave Encashment	PF & FPF	Others	Total
1	Sri P. M. Prasad, Ex-CMD	0.00	0.00	0.00	0.00	<b>0.00</b>
2	Sri Samiran Dutta, CMD	0.06	0.00	0.02	0.02	<b>0.10</b>
3	Sri Samiran Dutta, D(F)	0.18	0.00	0.05	0.06	<b>0.29</b>
4	Sri Chanchal Goswami, Ex- D(T) OP	0.24	0.06	0.06	0.14	<b>0.50</b>
5	Sri Rakesh Kumar, Ex-D(T) P&P	0.00	0.15	0.00	0.20	<b>0.35</b>
6	Sri J. P. Gupta, Ex- D(T) P&P	0.00	0.00	0.00	0.00	<b>0.00</b>
7	Sri P.V.K.R. Mallikarjuna, D(P)	0.28	0.05	0.04	0.14	<b>0.51</b>
8	Sri B K Parui, Company Secretary	0.23	0.02	0.03	0.07	<b>0.35</b>
	<b>Total</b>	<b>0.99</b>	<b>0.28</b>	<b>0.20</b>	<b>0.63</b>	<b>2.10</b>

d) Actuarial Valuation of Gratuity, EL and HPL as on 31st March, 2022 of Key Managerial Personnel:

(₹ 'Crore)

SL No	Name of KMP	Gratuity		Leave		Total	
		31.03.22	31.03.21	31.03.22	31.03.21	31.03.22	31.03.21
1	Sri P. M. Prasad, Ex- CMD	0.00	0.00	0.00	0.00	<b>0.00</b>	<b>0.00</b>
2	Sri Samiran Dutta, CMD	0.16	0.00	0.27	0.00	<b>0.43</b>	<b>0.00</b>
3	Sri Samiran Dutta, D(F)	0.00	0.14	0.00	0.16	<b>0.00</b>	<b>0.30</b>
4	Sri Chanchal Goswami, Ex- D(T) OP	0.00	0.19	0.00	0.16	<b>0.00</b>	<b>0.35</b>
5	Sri J. P. Gupta, Ex- D(T) P&P	0.00	0.00	0.00	0.00	<b>0.00</b>	<b>0.00</b>

6	Sri P.V.K.R. Mallikarjuna, D(P)	0.20	0.18	0.11	0.11	0.31	0.29
7	Shri Sanjay Kumar Singh, D(T)	0.19	0.00	0.00	0.00	0.19	0.00
8	Sri B K Parui (Company Secretary)	0.16	0.14	0.25	0.21	0.41	0.35
	<b>Total</b>	<b>0.71</b>	<b>0.65</b>	<b>0.63</b>	<b>0.29</b>	<b>1.34</b>	<b>1.29</b>

e) Name wise Sitting Fee paid to Independent Directors during the period ending 31st March, 2022 are given here under:

(₹ 'Crore)

Sl. No.	Name of the Independent Directors	Sitting Fee	
		Year ended 31.03.2022	Year ended 31.03.2021
1	Dr. Kshamadevi Shankarrao Khobragade (06.09.2017- 05.09.2020)	0.00	0.03
2	Sh. Narendra Singh	0.05	0.07
3	Smt. Shashi Singh	0.02	0.00
4	Shri Alok Kumar Agrawal	0.01	0.00
5	Shri Satyabrata Panda	0.01	0.00
6	Shri Ram Kumar Roy	0.01	0.00

f) Balances Outstanding with Key Management Personnel as on 31.03.2022

(₹ 'Crore)

Sl. No.	Particulars	As at 31.03.2022	As at 31.03.2021
i)	Amount Payable	Nil	Nil
ii)	Amount Receivable	Nil	Nil

g) No Trade or other receivables are due from directors or other officers of the company either severally or jointly with any other person. Nor any trade or other receivable are due from firms or private companies respectively in which any director is a partner, a director or member.

h) Related Party Transactions within Group

Coal India Limited has entered into transactions with its subsidiaries which include Apex charges, Rehabilitation charges, Lease rent, Interest on Funds parked by subsidiaries, IICM charges and other expenditure incurred by or on behalf of other subsidiaries through current account.

i) Transactions with Related Parties

(₹ 'Crore)

Name of the Related Party	Loan to Related Party	Loan from Related Party	Other Services					Current Account Balances (Payable) / Receivable	Outstanding Balances (Payables) / Receivables
			Apex Charges	Rehabilitation Charges	Interest on Funds parked by Subsidiaries	IICM Charges	Any Other		
CIL	0.00	0.00	30.51	19.39	0.00	0.00	0.00	(371.01)	0.00

ICM	0.00	0.00	0.00	0.00	0.00	0.94	0.00	(0.00)	(0.91)
CMPDI L	0.00	0.00	0.00	0.00	0.00	0.00	64.27	0.00	(43.05)

## 8. Income Taxes ( Ind AS-12) (Note 36 & 37)

No Provision has been made for the period ended 31st March, 2022 for tax Expenses due to brought forward of taxable loss. Adjustment for Net Deferred Tax Liability (DTA) for the period ended 31st March, 2022 amounting to ₹ 104.36 Crore has been made.

## 9. Leases (Ind AS-116) (Note 25)

- a) The Company (CV Area) had leased out 2nd line of Damagoria Railway Siding to Maithon Power Limited (MPL) for the extended period from 01.04.2021 to 31.03.2022 at a Lease Rent of ` 4.60 Crore. Details of the said asset under lease as on 31st March, 2022 are given below:-

(₹ 'Crore)

Sl. No.	Particulars	Gross Block	Depreciation Current Year	Impairment Current Year	Progressive Depreciation	Progressive Impairment
1	Damagoria Railway Siding	0.11	0.00	0.00	0.10	0.00

Depreciation on assets under lease, being property of the Company, is charged as per Accounting Policy of the company.

- b) The Company (Washery Construction Division) had taken railway land measuring about 10.647 acre vide lease agreement dated 12.06.2020 for construction and operation of private siding at 5MTPA PEH under Dhanbad Division for 35 years from 01.04.2017 to 31.03.2053 for ₹ 23.24 crore paid upfront on 07.08.2019.
- c) The Company (Sijua Area) had taken railway land measuring about 9.55 acre vide lease agreement dated 22.03.2022 for opencast project to control coal fire at Loyabad station under Adra Division for 35 years from 22.03.2022 for ₹ 25.09 crore paid upfront on 22.03.2022.
- d) The Company has entered into Lease Agreement for Hiring of Vehicles/Telecommunications. The Lease Agreement will be for a period ranging from 3 to 5 years. The disclosure requirements as per Ind AS 116 are as follows:

(₹ 'Crore)

Sr No	Particulars	Note No and Head	As at 31.03.2022	As at 31.03.2021
1.	Gross Carrying amount	Note No: 3 (Vehicles) Note No: 3 (Telecommunications)	13.25 181.42	0.00
2.	Progressive Amortisation	Note No: 3 (Vehicles) Note No: 3 (Telecommunications)	3.62 24.19	0.00
3.	Written down Value	Note No: 3 (Vehicles) Note No: 3 (Telecommunications)	9.63 157.23	0.00
4	Lease Liability	B/S Face (Lease Liability)	200.28	0.00
5	Finance Cost	Note No: 32 (Unwinding of Discounts)	10.98	0.00

The future minimum lease amount payable in aggregate during the period of lease is ₹ 200.28 Crores. The details of future lease payments payable are as under: -

(₹ 'Crore)

Sr No	Particulars	As at 31.03.2022	As at 31.03.2021
1.	Not later than one year	43.93	0.00
2.	Later than one year and not later than three years	48.82	0.00
3.	Later than three years and till the year of lease	107.53	0.00
	<b>Total</b>	<b>200.28</b>	<b>0.00</b>

**e) Captive Power Plant of WJ Area**

As per lease agreement dated 18th March 2010, lease rent @ ₹ 6.60 Crore / annum (inclusive of Taxes) was receivable from the lessee M/s OSD Coke (Consortium) Pvt. Ltd. towards lease of Captive Power Plant of Western Jharia Area. The lease was valid for 20 years. But the lessee filed a writ petition in the Jharkhand High Court on disputes over tariff valuation etc. and stopped operating the Power Plant as well as payment of Lease Rent. The Plant has now been handed over to the Company from 16th Dec, 2015 as per decision of Arbitrator appointed by Jharkhand High Court. In view of the above, the outstanding Lease Rent of ₹ 6.60 Crore for the year 2014-15 and ₹ 4.67 Crore for the year 2015-16 (upto 15th Dec, 2015) has not been accounted for.

**10. Insurance and escalation claims**

Insurance and escalation claims are accounted for on the basis of admission/final settlement.

**11. Provisions made in the Financial Statements**

Provisions made in the accounts against slow moving/non-moving/obsolete stores, claims receivable, advances, doubtful debts etc. are considered adequate to cover possible losses.

**12. Current Assets, Loans and Advances etc.**

In the opinion of the Management, assets other than fixed assets and non-current investments have a value on realisation in the ordinary course of business at least equal to the amount at which they are stated.

**13. Current Liabilities**

Estimated liability has been provided where actual liability could not be measured.

**14. Balance Confirmation**

Balance confirmation/ reconciliation are carried out for cash and bank balances, trade receivables and certain loans & advances. Provision is taken against all doubtful unconfirmed balances. Letters are written to parties for balance confirmation of long term liabilities and current liabilities.

**15. Other Matters:**

**a) Claims lodged by the Company in the Court of Law**

The Company ( BCCL, Kolkata Office) has filed a civil suit in the High Court at Kolkata (G.A. No. 2797 of 2013/ C.S. No. 11 of 2013) against M/s Turner Morrison Limited, Kolkata for (i) a declaration that the Company is the lawful owner of the its present office premises at 6, Lyons Range, Kolkata-700001, (ii) a declaration that there was no relationship as the landlord and the tenant between them and (iii) a decree of ₹187.74 crore with interest against the Rent etc. already paid by the Company to M/s Turner Morrison Limited, Kolkata.

Besides this there are some more claims of the Company in the court of law amounting to ₹ 0.04crore.

**b) Balances of Erstwhile Kustore Area**

Liabilities' of erstwhile Kustore Area, appearing in the audited financial statements of PB Area, are under examination/investigation. Similarly, 'Advances, Deposits & Claims etc.' of erstwhile Kustore Area are also under verification/scrutiny. Based on the outcome of the examination / investigation / verification / scrutiny, 'Liabilities' will be written back or paid and similarly Advances etc. will be adjusted or written off.

**c) Physical Verification of Assets of Erstwhile Kustore Area merged with P.B. Area**

In view of the observation of the Audit and assurance given thereon by the Management, the job of Physical verification of Assets of collieries / units of erstwhile Kustore Area merged with PB Area and their reconciliation with Asset Register / Plant Card etc. was assigned to a firm of Chartered Accountant during 2015-16. The firm reported based on physical verification that the Gross Block has been overstated by ₹ 9.63 crore and provision for depreciation is under-charged by ₹ 16.06 crore in financial statements as on date of merger. But, it has been recommended by the firm that 'under the reported limitations, having influence on the gross value, depreciation and net value of physically existing Assets (derived), there is no option but to consider the audited figures of gross value, depreciation and net value appearing in financial statements as assets physically existing. Management has accepted the aforesaid recommendation.

**d) Possession of Parbatpur (Central) Coal Mine**

Allocation of Parbatpur (Central) Coal Mine (Bokaro) in 2006 by Government of India (GOI) to Electro steel Casting Limited stood de-allocated w.e.f. 31.03.2015 and thereafter Govt. of India (GOI) assigned the said mine to the designated Custodian i.e. 'Chairman, CIL' in terms of the provisions of the Coal Mines (Special Provisions) Second Ordinance, 2014 (DO No. 13016/36/2015-CA-III dated 31.03.2015 issued by the Joint Secretary MOC). Chairman CIL, in turn, authorized 'CMD, BCCL' to act on his behalf (CIL/CH/CUSTODIAN/27/1608 dated 31.03.2015). Accordingly, Parbatpur (Central) Coal Mine was placed under the administrative control of Eastern Jharia Area (Dhanbad) of the Company (Office Order No. the Company: CS: F-17(A):138 dated 03/04/2015 issued by Company Secretary the Company).

Now, vide Office Memorandum No.13016/77/2015-CA-III dated 06.10.2015 of GOI,MOC, Parbatpur (Central) Coal Mine has been allotted to M/s SAIL and the Designated Custodian ie Chairman, CIL has been advised to hand over possession of the mine to SAIL. Accordingly, it has been handed over to SAIL as confirmed by GM, Eastern Jharia Area vide his Letter No. BCCL/GM/EJA/2016/1429 dated 28.07.2016 enclosing there with charge hand-over and take-over report. Further, the Company has spent ₹ 5.08 Crore upto 28.07.2016 (Power bill ₹4.04 Crore, Repair & Maintenance and others ₹ 1.04 Crore) on maintaining the possession of the mine as custodian which has been booked as 'Receivable' in the Financial Statements. The amount is adjustable from the sale proceeds from the coal stock lying at the mine.

It is updated that as against BCCL claim of ₹ 5.08 Crore, SAIL has also claimed ₹ 17.00 Crore towards de-watering of mine, etc. which was not reasonably accepted by BCCL Management.

Again, Government of India has appointed the Chairman, CIL to manage and operate Parbatpur-Central Coal mine vide notification in the Gazette of India (F. No. CBA2-13016/1/2018-CBA2 dated 13<sup>th</sup> Feb, 2020). Chairman, CIL authorized the CMD, BCCL to take appropriate action as per relevant provisions of Coal Mines (Special Provisions) Act, 2015 as amended by Mineral Laws (Amendment) Ordinance 2020 and the rules made thereunder, to manage and operate the said mine

Accordingly, Parbatpur (Central) Coal Mine was placed under the administrative control of Eastern Jharia Area (Dhanbad) of the Company and GM (EJ Area), BCCL is authorized to take over the possession of the Parbatpur-Central Coal Mine and to manage and operate with immediate effect. (Authorization letter No: BCCL/D(T)P&P/F-83(B)/2020/45 dated 03/03/2020 issued by director (tech.) P&P of the Company).

Since from the date of second time take over possession of the mine as custodian to 31st March, 2022, the Company has spent ₹ 16.48 Crore on maintaining the mine as custodian which has been booked as 'Receivable' in the Financial Statements.

**e) Excise Duty on Royalty & Cess for the period from Mar'2011 to Feb'2013**

In the past, the Company was not paying the Excise Duty on Royalty & SED but on the advice of CIL, the Company released the payment of ₹ 73.99 Crore towards this for the period from 01.03.2011 to 28.02.2013. In consideration of the above, supplementary bills were raised on consumers amounting to ₹ 78.10 Crore for the earlier period besides regular billing of Excise Duty on Royalty & SED. The Company has so far (upto 31.03.2022) realized ₹ 73.15 Crore and the balance amount not yet realized is ₹ 4.95 Crore. The unrealized amount belongs mostly to e-auction consumers, out of which 17 consumers have opposed the demand by the Company amounting to ₹ 0.28 Crore in the court of law. Against the amount of ₹ 4.95 Crore, provision to the tune of ₹ 4.95 Crore stands as on 31.03.2022

**f) Service Tax on eligible Input Services**

In respect of payments made at HQ to some service providers like CMPDIL/CISF/MSTC/M-Junction etc., Service Tax on eligible input services could not be distributed among coal producing areas of the Company for availing Cenvat Credit (till Oct'2013) for want of registration for input service distribution and thereafter due to imposition of restriction on availment of Cenvat Credit after six months vide notification No. 21/2014 CE(NT) dated 11/07/2014 which was subsequently modified as one year vide notification 6/2015 CE (NT) dated 01/3/2015. Against the aforesaid non-availment of Cenvat Credit, CAG raised a Memo which subsequently converted into the Draft Para. However, the matter was analyzed/revisited in consultation with our tax consultant, from which, it finally emerged that there was scope for availment of the subject Cenvat Credit due to the fact that (i) restriction on availment of Cenvat Credit was applicable for manufacturer or producer of output services only not on Input Service Distributor and (ii) time and again it was held that the Cenvat Credit could not be denied on procedural ground when credit on goods and services were in principle eligible for credit. Accordingly, the un-availed Cenvat Credit amounting to ₹ 30.48 Crore till Oct'2013 as well as the balance period of 2013-14 and 2014-15 has been availed through the current Returns (ER1 of Sept'16 and ST3 of April-Sept'16) with an intimation to Jurisdictional Authority of Central Excise Department disclosing the entire facts.

Cenvat Credit amounting to ₹ 30.48 Crore was carried forward in ER-1 Return and later on included in CGST Credit of GST TRAN-01 after implementation of GST w.e.f. 01.07.2017 and the said amount has already been utilized in GSTR-3B Return for the period from Oct, 2018 to Feb, 2019.

**g) Fund under Master Plan**

The Company receives fund from Coal India Limited against Master Plan for dealing with fire and rehabilitation of persons dwelling in coal bearing / fire affected area of the Company leasehold land. The Company is the implementing agency for fire projects and rehabilitation of persons dwelling in the Company houses. Jharia Rehabilitation & Development Authority (JRDA) is the implementing agency for rehabilitation of persons dwelling in non-BCCL houses, for which the Company acts as a nodal agency. Fund received as nodal agency is advanced to JRDA and such Advance (shown under Other Deposits and Advances in Note-11) as well as the relevant Fund, both are adjusted on the basis of utilization statement submitted by JRDA. There is an Advance of ₹ 428.86 Crore as on 31st March, 2022 (as on 31st March, 2021 ₹ 198.14 Crore) to JRDA awaiting utilization certificate for their adjustment.

Position of Unutilized Fund under Master Plan as on 31st March, 2022 is shown hereunder:

(₹ 'Crore)

Particulars	As at 31.03.2022	As at 31.03.2021
Opening balance of unutilized fund under Master Plan at the beginning of the period / year	287.28	313.17
Fund Received during the period / year	197.48	269.00
Utilization /adjustment during the period / year	13.20	294.89
Closing balance of unutilized fund	471.56	287.28

**h) Write-off/Write-Back**

The following Write back / write off for old /unlinked/unmoved/ unclaimed/ unrealized Liabilities/ Advance etc as 'not payable'/ 'not realizable' as approved by Area Management has been considered in Current Period Financial Statements. Write-off and write back of related provision had been approved by BCCL Board.

(₹ 'Crore)

Sl. No.	Particulars	Note No.	Amount of Write Back / Write Off (Current Period)		Amount of Write Back / Write Off (Previous Year)	
1	Write Back:	25				
	(a) Liabilities/Provisions		331.99		75.67	
	(b) Progressive MC Exp.		0.00		0.00	
			331.99		75.67	
2	Write Off:	34				
	(a) Doubtful Advance		16.58		245.93	
	(b) Others		0.00		0.00	
			16.58		245.93	
3	Write Back of Related Provision:	34				
	(a) Doubtful Advance		16.58		245.93	
	(b) Others		0.00		0.00	
			16.58		245.93	
<b>Net positive impact on Profitability</b>			<b>331.99</b>		<b>75.67</b>	

**I) Revenue from Contracts with Customers (Ind AS-115)**

- Other claims are accounted for when there is certainty of realization. Accordingly, in the sub-judice matter of House Rent receivable from the tenants of Bhuli Town Administration, revenue is accounted for on cash basis.
- Refund / Adjustment together with interest thereon from Tax Authorities are accounted for on the basis of final assessment / refund.
- Recovery of the liquidated damages and penalties are accounted for on the basis of final settlement.
- Disaggregated Revenue information:

Set out below is the disaggregation of the Company's revenue from contract with customers:

(₹ 'Crore)

	Year ended 31 <sup>st</sup> March, 2022	Year ended 31 <sup>st</sup> March, 2021
<b>Types of goods or service</b>		
Coal	9445.58	6149.81
Others	0.00	0.00
<b>Total revenue from contracts with customers</b>	<b>9445.58</b>	<b>6149.81</b>
<b>Types of Customers</b>		
Power sector	7090.69	4344.41
Non-Power sector	2354.89	1805.40

<b>Total revenue from contracts with customers</b>	<b>9445.58</b>	<b>6149.81</b>
<b>Types of Contract</b>		
FSA	7243.12	4963.76
E Auction	1120.90	545.46
Others	1081.56	640.59
<b>Total revenue from contracts with customers</b>	<b>9445.58</b>	<b>6149.81</b>
<b>Timing of goods or service</b>		
Goods/Service transferred at a point in time	9445.58	6149.81
<b>Total revenue from contracts with customers</b>	<b>9445.58</b>	<b>6149.81</b>

#### J) Ratios

Sr No	Description	For the Year ended 31.03.2022	For the year ended 31.03.2021	Variance
1	<b>Current Ratio</b>	<b>0.91</b>	<b>0.93</b>	<b>-2.57%</b>
<p>The current ratio indicates a company's overall liquidity position. It is widely used by banks in making decisions regarding the advancing of working capital credit to their clients. Current ratio has been calculated as Current Assets divided by Current liabilities.</p>				
2	<b>Debt-Equity Ratio</b>	<b>0.00</b>	<b>0.44</b>	<b>-100.00%</b>
<p>Debt-to-equity ratio compares a Company's total debt to shareholders equity. Both of these numbers can be found in a Company's balance sheet. Debt-Equity Ratio has been calculated as total debt divided by Shareholder's Equity.</p>				
3	<b>Debt Service Coverage Ratio</b>	<b>6.20</b>	<b>-7.63</b>	<b>181.27%</b>
<p>Debt Service coverage ratio is used to analyse the firm's ability to pay-off current interest and instalments. Debt Service Coverage Ratio is calculated as Earning available for debt service divided by Debt Service.</p> <p>Earning for Debt Service = Net Profit after taxes + Non-cash operating expenses like depreciation and other amortizations + Interest + other adjustments like loss on sale of Fixed assets etc.</p> <p>Debt service = Interest &amp; Lease Payments + Principal Repayments</p> <p>"Net Profit after tax" means reported amount of "Profit / (loss) for the period" and it does not include items of other comprehensive income.</p>				
4	<b>Return on Equity Ratio</b>	<b>3.51%</b>	<b>-32.56%</b>	<b>110.78%</b>
<p>It measures the profitability of equity funds invested in the Company. The ratio reveals how profitability of the equity-holders' funds have been utilized by the Company. It also measures the percentage return generated to equity-holders. The ratio is computed as: (Net Profits after taxes less Preference Dividend (if any)) divided by Average Shareholder's Equity</p>				

5	<b>Inventory Turnover Ratio</b>	9.33	7.00	33.29%
<p>This ratio also known as stock turnover ratio and it establishes the relationship between the cost of goods sold during the period or sales during the period and average inventory held during the period. It measures the efficiency with which a Company utilizes or manages its inventory. Inventory turnover ratio is calculated as Cost of goods sold OR sales divided by Average Inventory.</p> <p>Average inventory is <math>(\text{Opening} + \text{Closing balance} / 2)</math></p> <p>When the information opening and closing balances of inventory is not available then the ratio can be calculated by dividing COGS OR Sales by closing balance of Inventory.</p>				
6	<b>Trade Receivables Turnover Ratio</b>	5.53	2.67	107.15%
<p>It measures the efficiency at which the firm is managing the receivables.</p> <p>Trade receivables turnover ratio = <math>\text{Net Credit Sales} / \text{Avg. Accounts Receivable}</math></p> <p>Net credit sales consist of gross credit sales minus sales return. Trade receivables includes sundry debtors and bills receivables.</p> <p>Average trade debtors = <math>(\text{Opening} + \text{Closing balance} / 2)</math></p> <p>When the information about credit sales, opening and closing balances of trade debtors is not available then the ratio can be calculated by dividing total sales by closing balances of trade receivables.</p>				
7	<b>Trade Payables Turnover Ratio</b>	3.83	2.80	36.67%
<p>It indicates the number of times sundry creditors have been paid during a period. It is calculated to judge the requirements of cash for paying sundry creditors. It is calculated by dividing the net credit purchases by average creditors.</p> <p>Trade payables turnover ratio = <math>\text{Net Credit Purchases} / \text{Average Trade Payables}</math></p> <p>Net credit purchases consist of gross credit purchases minus purchase return</p> <p>When the information about credit purchases, opening and closing balances of trade creditors is not available then the ratio is calculated by dividing total purchases by the closing balance of trade creditors.</p>				
8	<b>Net Capital Turnover Ratio</b>	-17.60	-12.50	-40.79%
<p>It indicates a company's effectiveness in using its working capital. The working capital turnover ratio is calculated as follows: net sales divided by the average amount of working capital during the same period. Net capital turnover ratio = <math>\text{Net Sales} / \text{Working Capital}</math></p> <p>Net sales shall be calculated as total sales minus sales returns.</p> <p>Working capital shall be calculated as current assets minus current liabilities.</p>				

<b>9</b>	<b>Net Profit Ratio</b>	<b>1.18%</b>	<b>-19.55%</b>	<b>106.04%</b>
<p>It measures the relationship between net profit and sales of the business.</p> <p>Net Profit Ratio = Net Profit / Net Sales</p> <p>Net profit shall be after tax.</p> <p>Net sales shall be calculated as total sales minus sales returns.</p>				
<b>10</b>	<b>Return on Capital Employed</b>	<b>8.22%</b>	<b>-0.28%</b>	<b>129.03%</b>
<p>Return on capital employed indicates the ability of a company's management to generate returns for both the debt holders and the equity holders. Higher the ratio, more efficiently is the capital being employed by the company to generate returns.</p> <p>ROCE = Earnings before interest and taxes / Capital Employed</p> <p>Capital Employed = Tangible Net Worth + Total Debt + Deferred Tax Liability</p>				
<b>11</b>	<b>Return on Investment</b>	<b>3.41%</b>	<b>-38.93%</b>	<b>108.76%</b>
<p>Return on investment (ROI) is a financial ratio used to calculate the benefit received by the company in relation to its investment cost. The higher the ratio, the greater the benefit earned.</p>				

**K) Changes in Accounting Policies, Changes in Accounting Estimates and Errors (Ind AS 8)**

The Significant accounting policy (Note-2) adopted by the Company is in accordance with Indian Accounting Standards (Ind ASs) notified by Ministry of Corporate Affairs (MCA) under the Companies (Indian Accounting Standards) Rules, 2015 (as amended).

For better understanding of the users of the financial statements, Significant Accounting Policy has been modified/rephrased in section 2.11 Intangible Assets, 2.17 Employee Benefits and 2.24.2. Estimates and Assumptions. However, there is no financial impact of the aforesaid change.

**l) Recent pronouncements**

Ministry of Corporate Affairs ("MCA") notifies new standard or amendments to the existing standards under Companies (Indian Accounting Standards) Rules as issued from time to time. On March 23, 2022, MCA vide GSR 255(E) amended the Companies (Indian Accounting Standards) Amendment Rules, 2022, applicable from April 1st, 2022. The Company has evaluated the amendment and there is no impact on its financial statements.

**m) Events Occurring after the Reporting Period (Ind AS 10)**

No adjusting or non-adjusting events occurred after the reporting period.

**n) Change in Capital Structure**

There is no movement in the equity share capital held by Coal India Limited (100%) during the current period.

Nominal Dividend of ₹ 888.65 Crore on erstwhile 5% Non-Convertible Cumulative Redeemable Preference Shares was not due as the Company was carrying accumulated losses.

**o) Total Consumption of Raw Materials (Note 12)**

(₹'Crore)

Particulars	Year ended 31.03.2022		Year ended 31.03.2021	
	Amount	%-age of total consumption	Amount	%-age of total consumption
<b>1.Raw Coal consumed in Washeries during the year :</b>				
Imported	0.00	0.00	0.00	0.00
Indigenous	989.22	100.00	781.61	100.00

## p) Statement of Stock of Coal (Raw Coal, Washed Coal &amp; Other Products)

(₹ in Crore and Quantity in MT)

	Year ended 31.03.2022		Year ended 31.03.2021	
	Qty.	Value	Qty.	Value
<b>Opening Stock</b>	<b>10.25</b>	<b>1545.79</b>	<b>8.01</b>	<b>1039.59</b>
Adjustment in Opg Stock	0.00	0.00	0.12	31.86
Production	34.15	10091.76	27.32	7407.41
Sales	32.64	9445.58	22.57	6149.81
Own Consumption	0.01	0.65	0.00	1.65
Coal Used for W/Coal	3.56	989.22	2.63	781.61
(Shortage)/Surplus	0.00	0.00	0.00	0.00
<b>Closing Stock</b>	<b>8.19</b>	<b>1202.10</b>	<b>10.25</b>	<b>1545.79</b>

## q) Previous Year's Figures

Statement of Stock of Coal (Raw Coal, Washed Coal &amp; Other Products)

(₹'Crore)

Item Description	Old Note No	Re-grouped Note No	Amount
Other Liabilities	23	21	220.93
Provision (Reversal)	33	P&L face (Depreciation)	3.44
P&L face (Depreciation)	P&L face	25	8.51

r) Note-1 and 2 represents Corporate Information and Significant Accounting Policies respectively. Note 3 to 23 form part of the Balance Sheet as at 31st March, 2022 and Note 24 to 37 form part of Statement of Profit & Loss for the period ended 31st March, 2022. Note-38 represents Additional Notes to the Financial Statements.

## As Per Our Report of even Date

For **N.C. Banerjee & Co.**  
Chartered Accounting  
FRN - 302081E

**(CA Arvind Kumar)**  
Partner  
Mem.No -402203

Date : 06.05.2022  
Place : Dhanbad

## On Behalf of the Board

**(Samiran Dutta)**  
Chairman cum Managing  
Director & CEO  
Director (Finance) & CFO  
DIN - 08519303

**(Rakesh Kumar Sahay)**  
G.M. (Finance I/C )

**(Sanjay Kumar Singh)**  
Director (Technical)  
DIN - 09494689

**(B.K. Parui)**  
Company Secretary



# **BHARAT COKING COAL LIMITED**

**(A Mini Ratna Company)**

**Koyla Bhawan, Koyla Nagar  
Dhanbad - 826005, Jharkhand**

**[www.bcclweb.in](http://www.bcclweb.in)**