

BHARAT COKING COAL LIMITED.
OFFICE OF THE GENERAL MANAGER, KATRAS AREA.
P.O- SIJUA, DHANBAD.

Ref No- BCCL:E&M:TENDER NOTICE:09-10: 10287

DATED- 01.02.2010.

TENDER NOTICE

Sealed Tender is hereby invited in two parts (Technical & Price Bid) from experienced and eligible Contractors for taking up the following works.


NAME OF WORK	ESTIMATED COST IN Rs	EARNEST MONEY IN Rs	COST OF TENDER PAPER IN Rs	TIME OF COMPLETION
Introduction of Restricted Neutral System at 4 Seam U/G Mine of West Mudidih Colliery. (Rs 3,71,608/-)	8,01,121/-	8011/-	500/-	04 Months
and At 6 Pit 8 Seam U/G Mines of Katras Choitudih Colliery. (Rs 4,30,513/-)				

Tender document may be had from the Office of the Area Manager (E&M), Katras Area during Office hours on payment of Rs 500/- in Cash (Non-refundable) with Cashier from 02.03.2010 to 05.03.2010.

Tender will be received upto 3 PM on 05.03.2010 and will be opened on the same day at 3.30 PM in the Office of the Area Manager (E&M). No Tender will be issued or submitted by Postal means. Terms & Conditions of the NIT is enclosed as per "ANNEXURE-A".

Tender should be submitted in Two sealed envelopes marking "TECHNICAL BID" and "PRICE BID" within one sealed envelope superscribing NIT NO with opening date.

The desiring Tenderers may Contact with the undersigned for any clarification regarding submission of Tenders.


01.02.2010
AREA MANAGER (E&M)
KATRAS AREA.

contd.....

Distribution :-


1. General Manager, BCCL, Katras Area,
2. Addl. General Manager, BCCL, Katras Area.
3. Area Finance Manager, BCCL, Katras Area.
4. AREA Manager (E&M), All Areas, (Area-I to Area-XII & WJ Area)
5. Cashier, Katras Area,
6. NOTICE BOARD.
7. Public Relation Officer,KB with a request to publish in web site and News paper.

" ANNEXURE - A "

BHARAT COKING COAL LIMITED : KATRAS AREA.


ELIGIBILITY CRITERIA.

1. Average annual financial turnover of "E&M" related Work during last 3 years ending 31st March of the previous financial year should be at least 30% of the estimated Cost.
2. The intending Tenderer must have experience of having successfully completed similar Work means 'Providing Restricted Neutral System from Surface Transformer to U/G face equipments' within last 7 years ending last day of Month previous to the one in which applications are invited. (i.e: eligibility period) should be either of the following
 - a) Three similar completed Works each Costing not less than the amount equal to 40% of the estimated Cost.
 - OR
 - b) Two similar completed Works each costing not less than the amount equal to 50% of the estimated cost.
 - OR
 - c) One similar completed Work each Costing not less than the amount equal to 80% of the estimated Cost.
3. Management of BCCL reserve right to reject any or all of the Tenders without assigning any reasons what so ever and split up & distribute the Work among the Tenderers.
4. Earnest Money should be deposited in the form of Cash or Bank draft of local Nationalised Bank in favour of Bharat Coking Coal Limited payable at Dhanbad. Proper Money receipt should be enclosed with the Tender documents (Part-I). Without this Tender will be rejected.
5. The Validity of Tender will be 120 days from the date of opening of 'Price Bid' or revised 'Price Bid' if any.
6. The Work will not be subject to any arbitration.
7. Conditional Tender will not be considered.
8. PAN NO & TIN NOS are to be submitted along with the Tenders.
9. PAYMENT : Area Finance Manager, Katras Area after successful completion of Job.
10. GUARANTEE: Six months after commissioning of Work.


01.02.2010
Area Manager (E&M)
KATRAS AREA

INTRODUCTION OF RESTRICTED NEUTRAL SYSTEM FOR 550V
POWER SUPPLY IN UNDERGROUND MINES OF WEST MUDIDIH
COLLIERY & KATRAS CHOITUDIH COLLIERY OF KATRAS AREA.

<u>SL NO</u>	<u>DESCRIPTION</u>	<u>TOTAL COST</u>
A.	<u>ABSTRACT - I</u>	
	SUPPLY & INSTALLATION OF ELECTRONIC EARTH LEAKAGE RELAY THRU RESTRICTED NEUTRAL SYSTEM IN 01 NO 1000 KVA, 6.6KV/550V TRANSFORMER AND ALSO SUPPLY & INSTALLATION OF ELECTRONIC EARTH LEAKAGE RELAY IN 550V FLP ACBs & STARTERS AS PER THE DETAILS GIVEN IN ENCLOSED " ABSTRACT-I ".	Rs
B.	<u>ABSTRACT - II.</u>	
	SUPPLY & INSTALLATION OF ELECTRONIC EARTH LEAKAGE RELAY THRU RESTRICTED NEUTRAL SYSTEM IN 1000 KVA, 6.6KV/550V TRANSFORMER - 01 NO AND ALSO SUPPLY & INSTALLATION OF ELECTRONIC EARTH LEAKAGE RELAY IN 3.3KV BREAKERS FOR PUMP MOTOR - 02 NOS & 550V FLP ACBs and STARTERS - 18 NOS AS PER THE DETAILS GIVEN IN ENCLOSED " ABSTRACT-II".	Rs


 01.02.2010
 AREA MANAGER (E&M)
KATRAS AREA.

" A B S T R A C T - I "

SUPPLY & INSTALLATION OF ELECTRONIC EARTH LEAKAGE RELAY THRU RESTRICTED NEUTRAL SYSTEM IN 1000 KVA TRANSFORMER & INCORPORATION OF EARTH LEAKAGE RELAYS IN 550 VOLT SWITCHES AS PER THE ENCLOSED DETAILS AT 4 SEAM U/G MINE OF WEST MUDIDIH COLLIERY.

<u>SL NO</u>	<u>D E S C R I P T I O N</u>	<u>QTY</u>	<u>UNIT COST</u>	<u>TOTAL COST.</u>
01.	<u>1000KVA, 6.6KV/550V TRANSFORMER.</u> INCORPORATION OF ELECTRONIC EARTH LEAKAGE RELAY THRU RESTRICTED NEUTRAL SYSTEM IN ABOVE 1000 KVA TRANSFORMER AT SURFACE AS PER THE DETAILS GIVEN IN THE ENCLOSED " ANNEXURE - I "	01 NO		
02.	<u>550 VOLT FLP ACB/STARTERS.</u> INCORPORATION OF ELECTRONIC EARTH LEAKAGE RELAY IN 550 VOLT ACBS & STARTERS AT 4 SEAM U/G MINES AS PER DETAILS GIVEN IN THE ENCLOSED " ANNEXURE - II ".	17 NOS		



01.02-2010
AREA MANAGER (E&M).
KATRAS AREA.

SUPPLY & INSTALLATION OF 750 MA ELECTRONIC EARTH LEAKAGE RELAY THRU RESTRICTED NEUTRAL SYSTEM ON THE SECONDARY SIDE OF 01 NO - 1000 KVA, 6.6 KV/550 VOLT TRANSFORMER OF 4 SEAM SUBSTATION, WEST MUDIDIH COLLIERY.

SL NO	DESCRIPTION	QTY	UNIT PRICE	TOTAL
01.	ELECTRONIC EARTH LEAKAGE RELAY OF RANGE 50 TO 750 MA HAVING TIME SETTING AT 100 M.SEC TO 1.0 SEC AND AUX, SUPPLY 12V TO 550 VOLT & NO + NC. <u>PART NO - 28EL517/27EL207.</u>	01 NO		
02.	CBCT MOULDED RESIN CAST FOR EARTH LEAKAGE RELAY SUITABLE FOR 550 VOLT APPLICATION. <u>PART NO - 32 CB 115.</u>	01 NO		
03.	OVERCURRENT & SHORT CIRCUIT RELAY WITH DELAY ARRANGEMENT. <u>PART NO - 29 OS 045.</u>	01 NO		
04.	C.T FOR O/C & S/C RELAY FOR HT APPLICATION. <u>PART NO - 34 CT 106.</u>	03 NOS		
05.	NEUTRAL RESISTANCE MONITORING RELAY. <u>PART NO - 27 NM 237.</u>	01 NO		
06.	NEUTRAL RESISTANCE FOR 1000 KVA TRANSFORMER. <u>PART NO - 25 NR 324.</u>	01 NO		
07.	AMPEREMETER WITH CT. <u>PART NO - 20 AM 012 CT.</u>	01 SET		
08.	TEST RESET KNOBS WITH CONTACTS. <u>PART NO - 28 TR 312.</u>	01 SET		
09.	INDICATING LAMP WITH BULB AND HOLDER. <u>PART NO - 09 IL 167.</u>	02 SETs		
10.	FUSE BASE WITH CARRIER. <u>PART NO - 23 FB 245.</u>	02 SETs		
11.	SERVICE & HARDWARE KIT. <u>PART NO - 21 HR 036.</u>	01 SET		

Contd....P/2.


12. PRIMARY SIDE NO VOLT COIL.
PART NO - 30 NC 054. 01 NO
13. SHEET STEEL BOX OF SIZE
500mm X 500mm X 200mm WITH
DOOR INCLUDING PAINTING
FOR MOUNTING COMPONENTS AT
SURFACE TRANSFORMER WITH
PVC CONDUIT PIPE FOR
DUCTING. 01 SET
14. INSTALLATION OF TOTAL
COMPONENTS TESTING &
COMMISSIONING. 01 SET


01.02.2010
AREA MANAGER (E&M).
KATRAS AREA.

" ANNEXURE - II "

SUPPLY & INSTALLATION OF ELECTRONIC EARTH LEAKAGE RELAY ON 01 NO, 550
VOLT BRANCH LINE ACB/STARTERS AT 4 SEAM UNDERGROUND MINES OF WEST
MUDIDIH COLLIERY.

<u>SL NO</u>	<u>DESCRIPTION</u>	<u>QTY</u>	<u>UNIT PRICE</u>	<u>TOTAL</u>
01.	ELECTRONIC EARTH LEAKAGE RELAY OF RANGE 50 MA TO 750 MA WITH TIME SETTING AT 100 M.SEC TO 1.0 SEC HAVING AUX. SUPPLY 12V TO 550 VOLT & NO + NC. <u>PART NO - 28EL517/27EL207.</u>	01 NO		
02.	CBCT FOR EARTH LEAKAGE RELAY FOR LT APPLICATION. <u>PART NO - 32 CB 115.</u>	01 NO		
03.	TEST RESET KNOBS WITH CONTACTS. <u>PART NO - 28 TR 312.</u>	01 SET		
04.	INDICATING LAMP WITH BULB AND HOLDER. <u>PART NO - 09 IL 167.</u>	02 SETs		
05.	MICROSWITCH WITH DUEL POINT. <u>PART NO - 12 MS 069.</u>	01 NO		
06.	FUSE BASE WITH CARRIER. <u>PART NO - 23 FB 245.</u>	02 SETs		
07.	SERVICE & HARDWARE KIT. <u>PART NO - 21 HR 036.</u>	01 SET		
08.	AMPEREMETER WITH CT. <u>PART NO - 20 AM 041 CT.</u>	01 SET		
09.	INSTALLATION OF TOTAL COMPONANTS TESTING & COMMISSIONING.	01 NO		


01.02.2010
AREA MANAGER (E&M).
KATRAS AREA.

" A B S T R A C T - I I "

SUPPLY & INSTALLATION OF ELECTRONIC EARTH LEAKAGE RELAY THRU RESTRICTED NEUTRAL SYSTEM IN 1000 KVA TRANSFORMER & INCORPORATION OF EARTH LEAKAGE RELAYS IN 3.3 KV & 550 VOLT SWITCHES AS PER THE ENCLOSED DETAILS AT 6 PIT B SEAM U/G MINES OF KATRAS CHOITUDIH COLLIERY.

<u>SL NO</u>	<u>D E S C R I P T I O N</u>	<u>QTY</u>	<u>UNIT COST</u>	<u>TOTAL COST.</u>
01.	<u>1000 KVA, 6.6 KV/550V TRANSFORMER.</u> INCORPORATION OF ELECTRONIC EARTH LEAKAGE RELAY THRU RESTRICTED NEUTRAL SYSTEM IN ABOVE TRANSFORMER AS PER THE DETAILS GIVEN IN THE ENCLOSED " ANNEXURE - A ".	01 No		
02.	<u>3.3 KV ACB(200A) & VCB(265A) FOR H.T PUMP MOTOR.</u> INCORPORATION OF ELECTRONIC EARTH LEAKAGE RELAY IN 3.3KV ACB & VCB AS PER THE DETAILS GIVEN IN THE ENCLOSED " ANNEXURE - B " AT 6 PIT 10 SEAM U/G MINES.	02 Nos		
03.	<u>550 VOLT FLP ACBs/STARTERS.</u> INCORPORATION OF ELECTRONIC EARTH LEAKAGE RELAY IN 550 VOLT ACBs & STARTERS AS PER THE DETAILS GIVEN IN THE ENCLOSED " ANNEXURE - C " AT 5 PIT & 6 PIT U/G MINES.	18 Nos		


01.02.2010
AREA MANAGER (E&M).
KATRAS AREA.

" ANNEXURE - A "

SUPPLY & INSTALLATION OF 750 MA ELECTRONIC EARTH LEAKAGE RELAY THRU RESTRICTED NEUTRAL SYSTEM ON THE SECONDARY SIDE OF 01 NO - 1000 KVA, 6.6 KV/550 VOLT TRANSFORMER AT 6 PIT & B SEAM SUBSTATION OF KATRAS CHOITUDIH COLLIERY.

<u>SL NO</u>	<u>D E S C R I P T I O N</u>	<u>QTY</u>	<u>UNIT PRICE</u>	<u>T O T A L</u>
01.	ELECTRONIC EARTH LEAKAGE RELAY OF RANGE 50 TO 750 MA HAVING TIME SETTING AT 100 M.SEC TO 1.0 SEC AND AUX, SUPPLY 12V TO 550 VOLT & NO + NC. <u>PART NO - 28EL517/27EL207.</u>	01 No		
02.	CBCT MOULDED RESIN CAST FOR EARTH LEAKAGE RELAY SUITABLE FOR 550 VOLT APPLICATION. <u>PART NO - 32 CB 115.</u>	01 No		
03.	OVERCURRENT & SHORT CIRCUIT RELAY WITH DELAY ARRANGEMENT. <u>PART NO - 29 OS 045.</u>	01 No		
04.	C.T FOR O/C & S/C RELAY FOR HT APPLICATION. <u>PART NO - 34 CT 106.</u>	03 Nos		
05.	NEUTRAL RESISTANCE MONITORING RELAY. <u>PART NO - 27 NM 237.</u>	01 No		
06.	NEUTRAL RESISTANCE FOR 1000 KVA TRANSFORMER. <u>PART NO - 25 NR 324.</u>	01 No		
07.	AMPEREMETER WITH CT. <u>PART NO - 20 AM 012 CT.</u>	01 SET		
08.	TEST RESET KNOBS WITH CONTACTS. <u>PART NO - 28 TR 312.</u>	01 SET		
09.	INDICATING LAMP WITH BULB AND HOLDER. <u>PART NO - 09 IL 167.</u>	02 SETs		
10.	FUSE BASE WITH CARRIER. <u>PART NO - 23 FB 245.</u>	02 SETs		
11.	SERVICE & HARDWARE KIT. <u>PART NO - 21 HR 036.</u>	01 SET		

Contd....P/2.


12. PRIMARY SIDE NO VOLT COIL.
PART NO - 30 NC 054. 01 No
13. SHEET STEEL BOX OF SIZE
500mm X 500mm X 200mm WITH
DOOR INCLUDING PAINTING
FOR MOUNTING COMPONENTS AT
SURFACE TRANSFORMER WITH
PVC CONDUIT PIPE FOR
DUCTING. 01 SET
14. INSTALLATION OF TOTAL
COMPONENTS TESTING &
COMMISSIONING. 01 SET


01.02.2010
AREA MANAGER (E&M).
KATRAS AREA.

" ANNEXURE - B "

SUPPLY & INSTALLATION OF GRADED ELECTRONIC EARTH LEAKAGE RELAY ON
01 NO 3.3 KV SWITCH AT 6 PIT 8 SEAM SURFACE & UNDERGROUND MINE OF
KATRAS CHOITUDIH COLLIERY.

<u>SL NO</u>	<u>D E S C R I P T I O N</u>	<u>QTY</u>	<u>UNIT PRICE</u>	<u>T O T A L.</u>
01.	ELECTRONIC EARTH LEAKAGE RELAY OF RANGE 50 TO 750 MA WITH TIME SETTING 100 M.SEC TO 1.0 SEC HAVING AUX, SUPPLY 12V TO 550 VOLT & NO + NC. <u>PART NO - 28EL517/27EL207.</u>	01 NO		
02.	CBCT MOULDED RESIN CAST FOR EARTH LEAKAGE RELAY SUITABLE FOR 3.3 KV APPLICATION. <u>PART NO - 32 CB 425H.</u>	01 NO		
03.	AMPEREMETER WITH CT. <u>PART NO - 20 AM 012 CT.</u>	01 SET		
04.	TEST RESET KNOBS WITH CONTACTS. <u>PART NO - 28 TR 312.</u>	01 SET		
05.	INDICATING LAMP WITH BULB AND HOLDER. <u>PART NO - 09 IL 167.</u>	02 SETs		
06.	FUSE BASE WITH CARRIER. <u>PART NO - 23 FB 245.</u>	02 SETs		
07.	SERVICE & HARDWARE KIT. <u>PART NO - 21 HR 036.</u>	01 SET		
08.	INSTALLATION OF TOTAL COMPONANTS TESTING & COMMISSIONING.	01 NO		


01.02.2010
AREA MANAGER (E&M).
KATRAS AREA.

" ANNEXURE - C "

SUPPLY & INSTALLATION OF ELECTRONIC EARTH LEAKAGE RELAY ON 01 NO
550 VOLT BRANCH LINE SWITCHES/STARTERS AT 6 PIT 8 SEAM UNDERGROUND
MINE AT KATRAS CHOITUDIH COLLIERY.

<u>SL NO</u>	<u>D E S C R I P T I O N</u>	<u>QTY</u>	<u>UNIT PRICE</u>	<u>T O T A L.</u>
01.	ELECTRONIC EARTH LEAKAGE RELAY OF CURRENT RANGE 50 TO 750 MA WITH TIME SETTING AT 100 M.SEC TO 1.0 SEC HAVING AUX, SUPPLY 12V TO 550 VOLT & NO + NC. <u>PART NO - 28EL517/27EL207.</u>	01 NO		
02.	CBCT FOR EARTH LEAKAGE RELAY FOR LT APPLICATION. <u>PART NO - 32 CB 115.</u>	01 NO		
03.	TEST RESET KNOBS WITH CONTACTS. <u>PART NO - 28 TR 312.</u>	01 SET		
04.	INDICATING LAMP WITH BULB AND HOLDER. <u>PART NO - 09 IL 167.</u>	02 SETs		
05.	MICROSWITCH WITH DUEL POINT. <u>PART NO - 12 MS 069.</u>	01 NO		
06.	FUSE BASE WITH CARRIER. <u>PART NO - 23 FB 245.</u>	02 SETs		
07.	SERVICE & HARDWARE KIT. <u>PART NO - 21 HR 036.</u>	01 SET		
08.	AMPEREMETER WITH CT. <u>PART NO - 20 AM 041 CT.</u>	01 SET		
09.	INSTALLATION OF TOTAL COMPONANTS TESTING & COMMISSIONING.	01 NO		


-01.02.2010
AREA MANAGER (E&M).
KATRAS AREA.